



US00D484551S

(12) **United States Design Patent**
Seelig et al.

(10) **Patent No.:** **US D484,551 S**

(45) **Date of Patent:** **** Dec. 30, 2003**

(54) **GAMING DEVICE DISPLAY**

D441,029 S * 4/2001 Seelig et al. D21/370
D458,311 S * 6/2002 Seelig et al. D21/370

(75) Inventors: **Jerald C. Seelig**, Pleasantville, NJ
(US); **Lawrence M. Henshaw**,
Pleasantville, NJ (US)

* cited by examiner

(73) Assignee: **Atlantic City Coin & Slot Service
Company, Inc.**, Pleasantville, NJ (US)

Primary Examiner—Sandra L. Morris
(74) *Attorney, Agent, or Firm*—Ian F. Burns & Associates;
Ian F. Burns

(**) Term: **14 Years**

(57) **CLAIM**

(21) Appl. No.: **29/182,651**

The ornamental design for a gaming device display, as
shown and described.

(22) Filed: **May 27, 2003**

DESCRIPTION

(51) **LOC (7) Cl.** **21-03**

(52) **U.S. Cl.** **D21/370; D7/325**

(58) **Field of Search** D21/325, 329,
D21/369–371, 374, 385; D7/325; D20/1,
7; 273/138.1; 463/16–17, 20, 46–47

FIG. 1 is substantially a perspective view of the gaming
device display.

FIG. 2 is substantially a front elevational view of the gaming
device display shown in FIG. 1.

FIG. 3 is substantially a rear elevational view of the gaming
device display shown in FIG. 1.

FIG. 4 is substantially a right side view of the gaming device
display shown in FIG. 1; and,

FIG. 5 is substantially a left side view of the gaming device
display shown in FIG. 1.

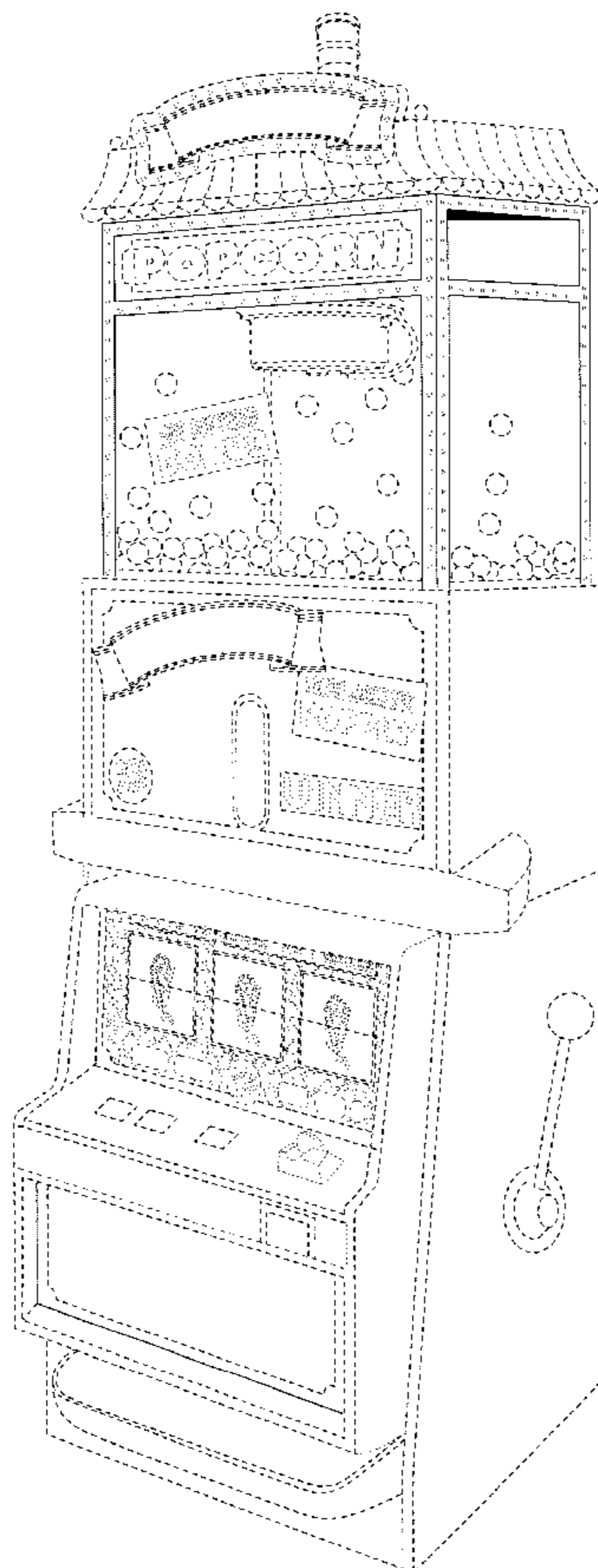
Broken lines illustrate features or environmental compo-
nents that are not part of the design sought to be patented.

(56) **References Cited**

U.S. PATENT DOCUMENTS

- D130,496 S * 11/1941 Atkins D7/325
- D151,033 S * 9/1948 Emerson D20/1
- D177,456 S * 4/1956 Altemiller D7/325
- D279,069 S * 6/1985 Goodlaxson D7/325
- D309,919 S * 8/1990 Byrley D20/1
- D387,385 S * 12/1997 Kovens et al. D20/7

1 Claim, 5 Drawing Sheets



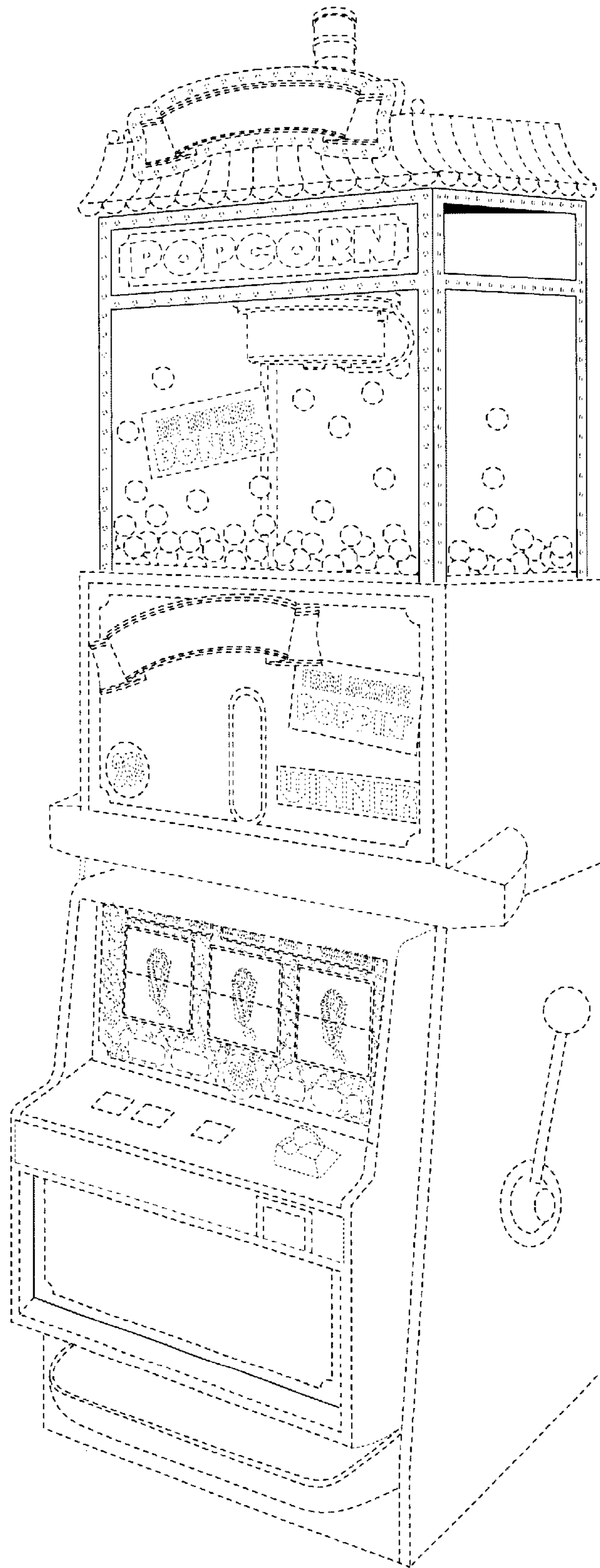


FIG. 1.

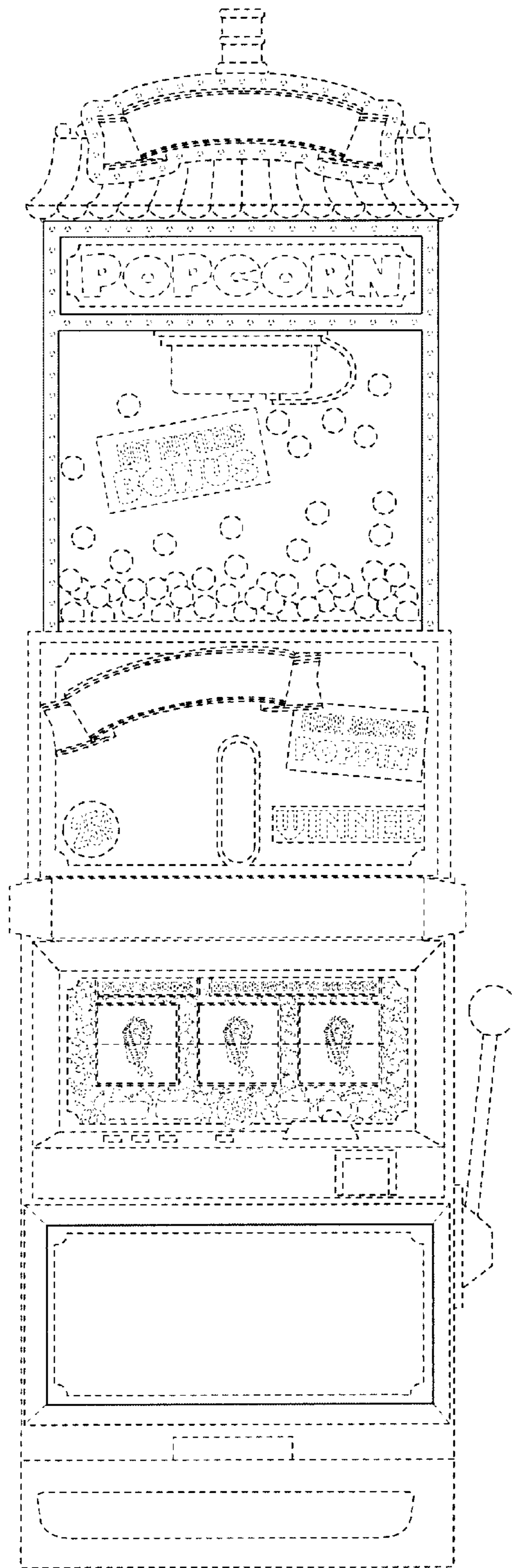


FIG. 2.

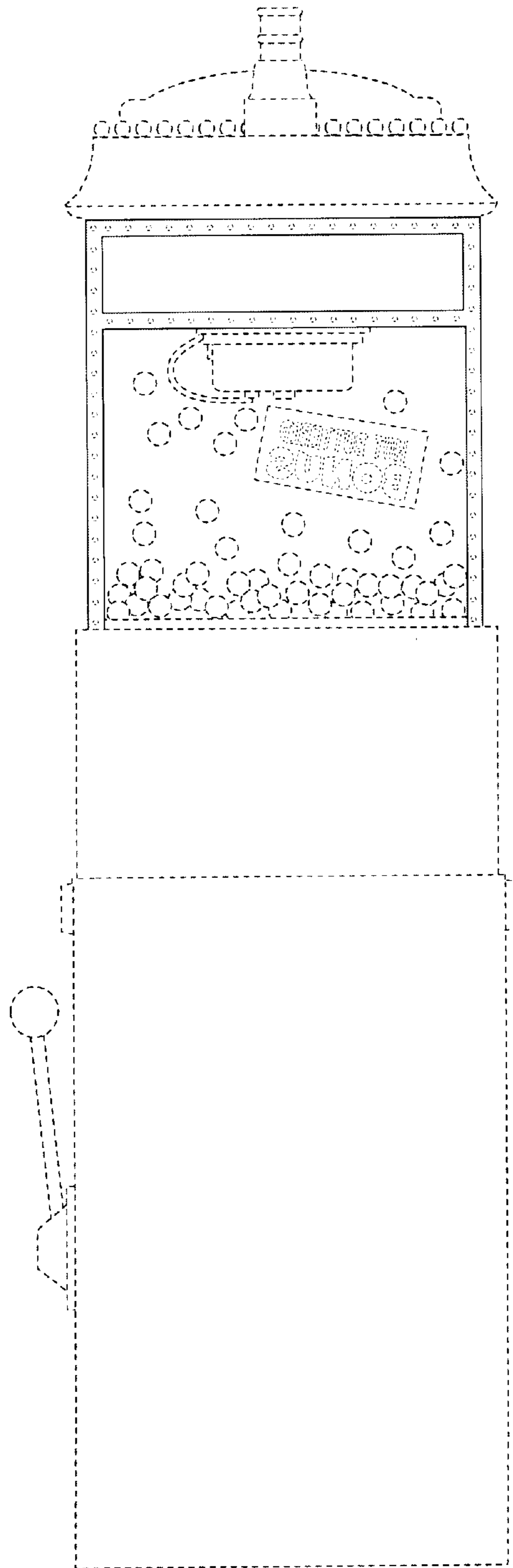


FIG. 3.

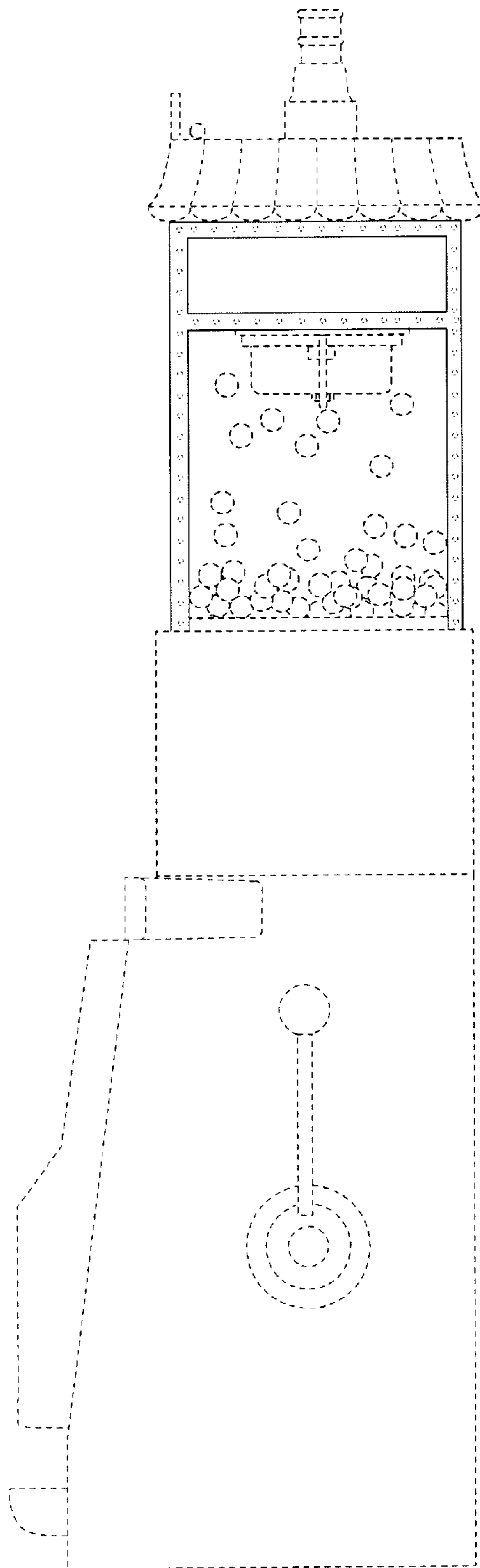


FIG. 4.

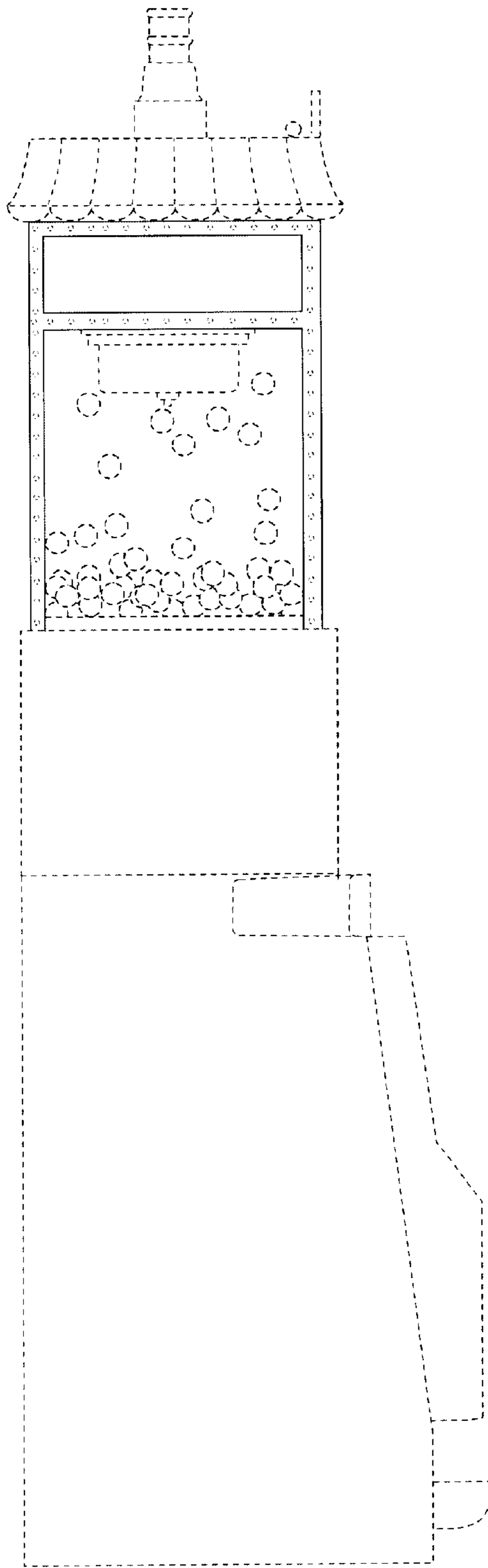


FIG. 5.