



US00D484550S

(12) **United States Design Patent**  
**Seelig et al.**

(10) **Patent No.:** **US D484,550 S**

(45) **Date of Patent:** **\*\* Dec. 30, 2003**

(54) **GAMING DEVICE DISPLAY**

(75) Inventors: **Jerald C. Seelig**, Pleasantville, NJ  
(US); **Lawrence M. Henshaw**,  
Pleasantville, NJ (US)

(73) Assignee: **Atlantic City Coin & Slot Service  
Company, Inc.**, Pleasantville, NJ (US)

(\*\*) Term: **14 Years**

(21) Appl. No.: **29/182,649**

(22) Filed: **May 27, 2003**

(51) **LOC (7) Cl.** ..... **21-03**

(52) **U.S. Cl.** ..... **D21/370**

(58) **Field of Search** ..... D21/325, 329,  
D21/369-371, 374, 385; 273/138.1; 463/16-17,  
20, 46-47

(56) **References Cited**

**U.S. PATENT DOCUMENTS**

4,527,798 A \* 7/1985 Siekierski et al. .... 463/17

6,186,894 B1 \* 2/2001 Mayeroff ..... 463/20  
D441,029 S \* 4/2001 Seelig et al. .... D21/370  
6,302,790 B1 \* 10/2001 Brossard ..... 463/20  
D450,096 S \* 11/2001 Legras et al. .... D21/385

\* cited by examiner

*Primary Examiner*—Sandra L. Morris

(74) *Attorney, Agent, or Firm*—Ian F. Burns & Associates;  
Ian F. Burns

(57) **CLAIM**

The ornamental design for a gaming device display, as shown and described.

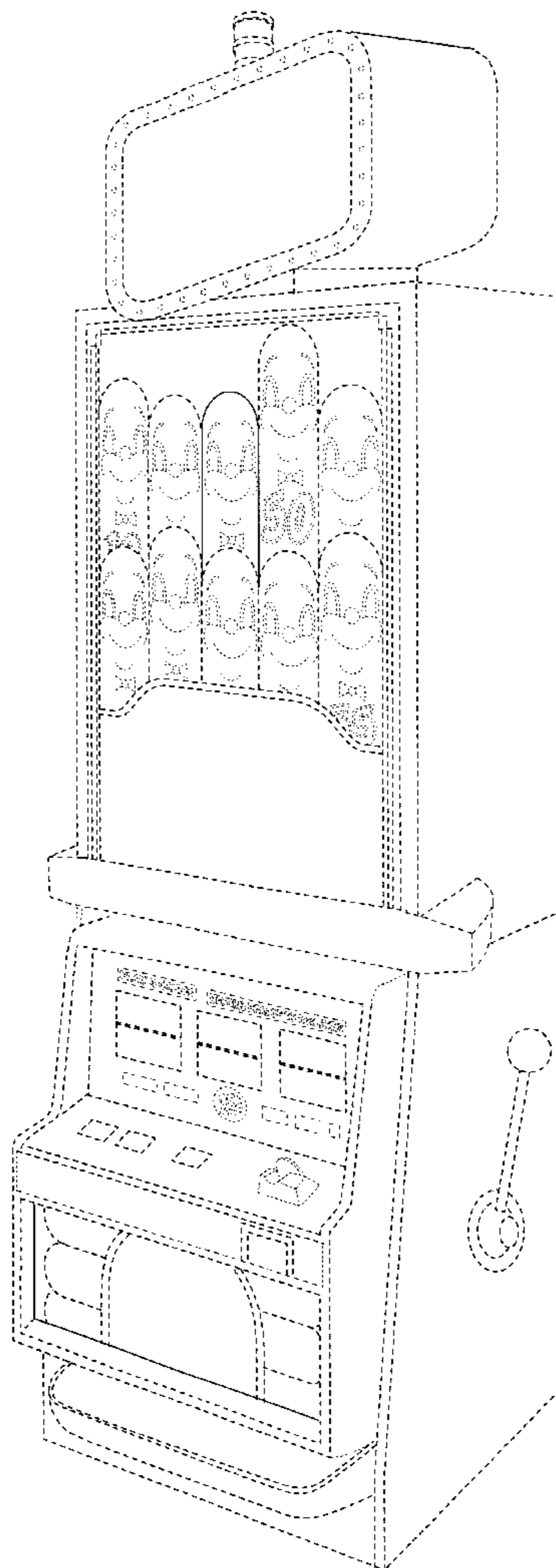
**DESCRIPTION**

FIG. 1 is substantially a perspective view of a gaming device display; and,

FIG. 2 is substantially a front elevational view of the gaming device display shown in FIG. 1.

Broken lines illustrate features or environmental components that are not part of the design sought to be patented.

**1 Claim, 2 Drawing Sheets**






FIG. 1.




FIG. 2.