



US00D484548S

(12) **United States Design Patent**  
**Franco Muñoz et al.**

(10) **Patent No.:** **US D484,548 S**

(45) **Date of Patent:** **\*\* Dec. 30, 2003**

(54) **SLOT MACHINE FACE**

6,364,766 B1 \* 4/2002 Anderson et al. .... 463/20

(75) Inventors: **Jesus Franco Muñoz**, Madrid (ES);  
**Joaquín Franco Muñoz**, Madrid (ES)

\* cited by examiner

(73) Assignee: **Proindumar, S.L.**, Madrid (ES)

*Primary Examiner*—Sandra L. Morris  
(74) *Attorney, Agent, or Firm*—Greenblum & Bernstein,  
P.L.C.

(\*\*) Term: **14 Years**

(57) **CLAIM**

(21) Appl. No.: **29/164,634**

We claim the ornamental design for a slot machine face, as shown and described.

(22) Filed: **Jul. 30, 2002**

(30) **Foreign Application Priority Data**

May 29, 2002 (ES) ..... 28120

**DESCRIPTION**

(51) **LOC (7) Cl.** ..... **21-03**

FIG. 1 is a perspective front view of the slot machine face, with designation II representing the top portion of the slot machine face, designation III representing the middle portion of the slot machine face, and designation IV representing the bottom portion of the slot machine face;

(52) **U.S. Cl.** ..... **D21/370**

(58) **Field of Search** ..... D21/369-371,  
D21/375, 385; 463/17, 20, 46, 47; 273/143 R

FIG. 2 shows an enlarged front view of designation II of FIG. 1;

(56) **References Cited**

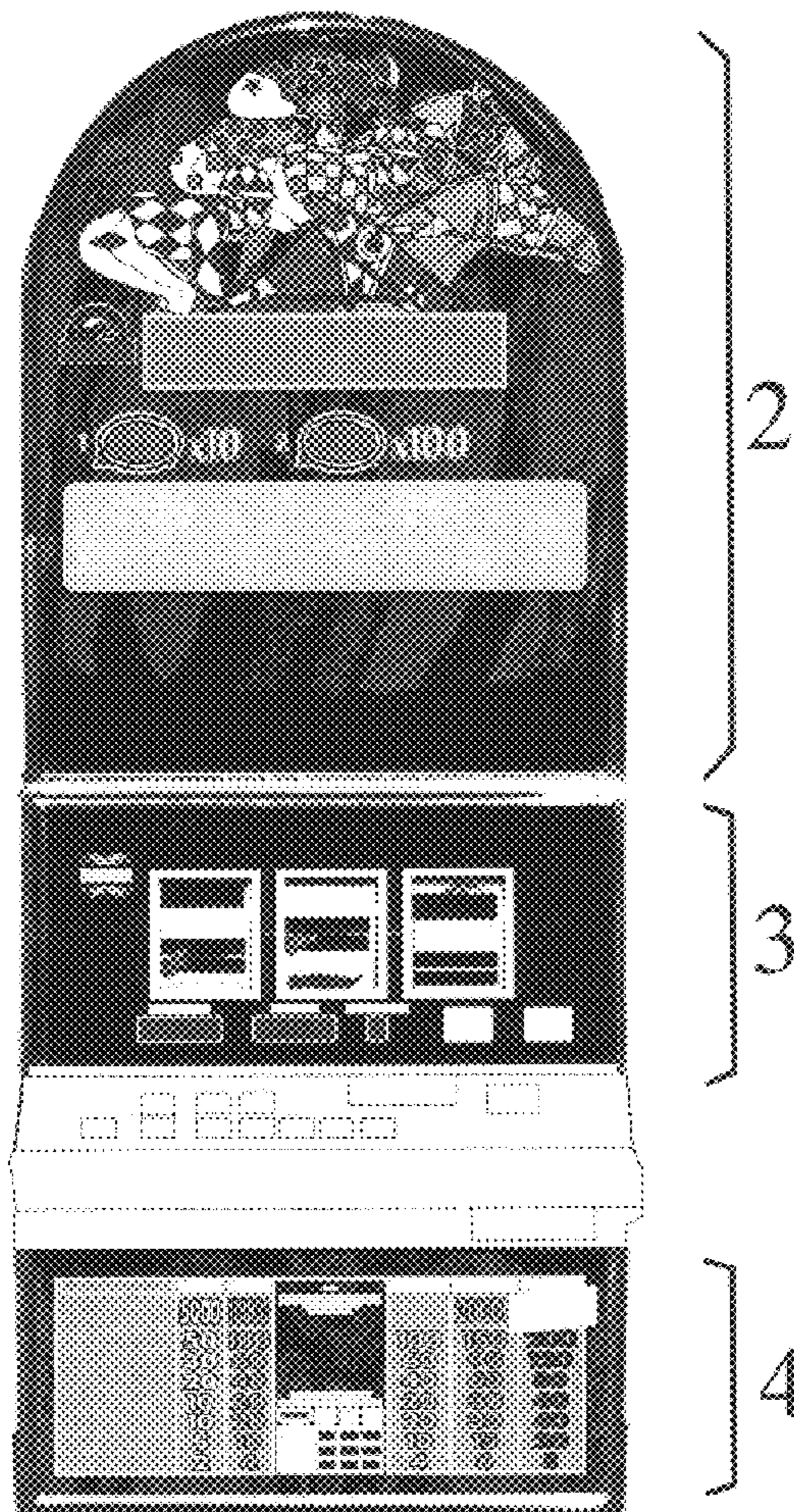
**U.S. PATENT DOCUMENTS**

5,123,649 A \* 6/1992 Tiberio ..... 273/143 R  
D404,077 S \* 1/1999 Dickenson et al. .... D21/369  
6,347,996 B1 \* 2/2002 Gilmore et al. .... 463/17

FIG. 3 shows an enlarged front view of designation III of FIG. 1; and,

FIG. 4 shows an enlarged front view of designation IV of FIG. 1.

**1 Claim, 4 Drawing Sheets**



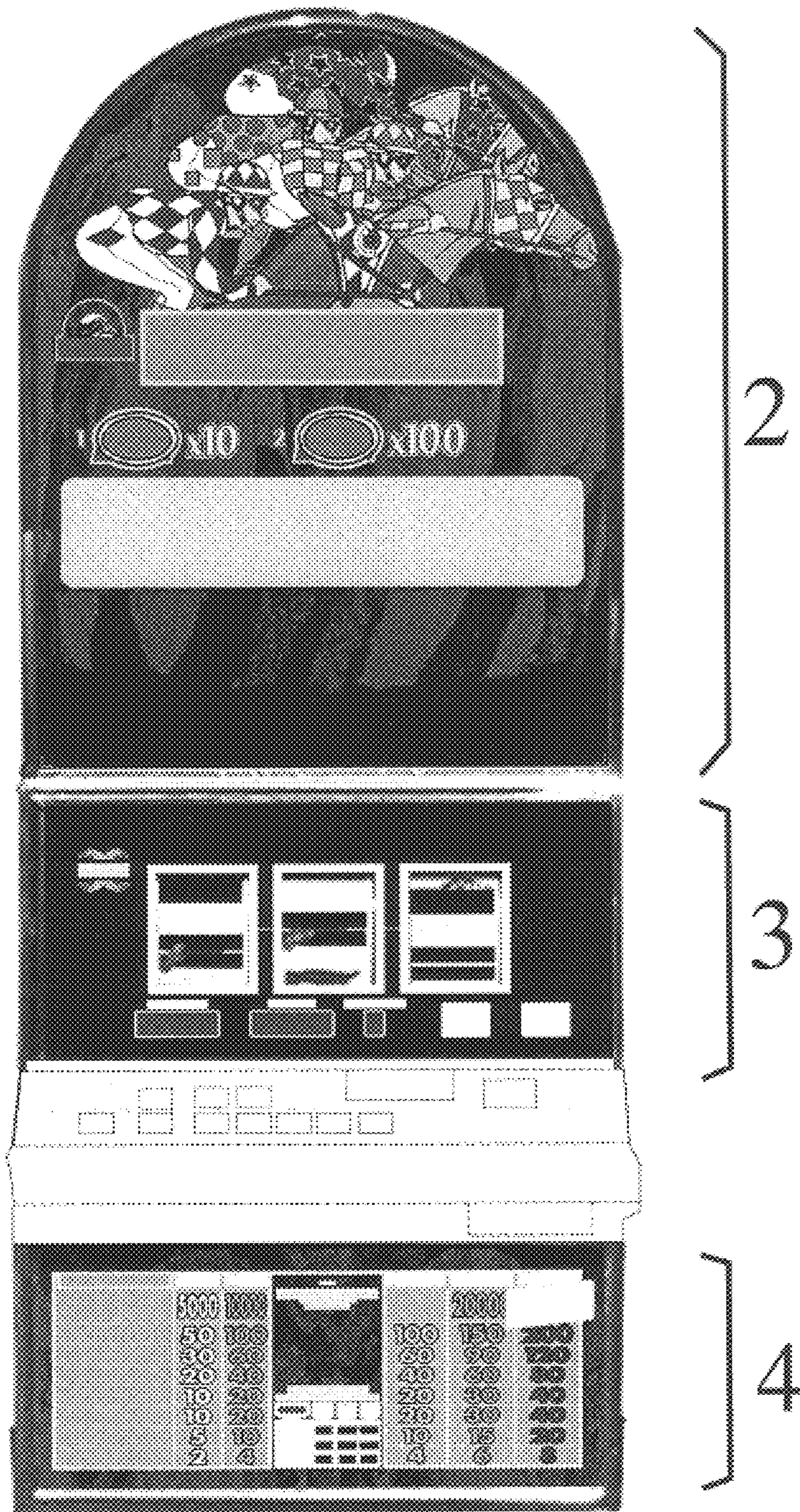


FIG. 1




FIG. 2




FIG. 3




FIG. 4