



US00D484541S

(12) **United States Design Patent**
Takanashi

(10) **Patent No.:** **US D484,541 S**

(45) **Date of Patent:** **** Dec. 30, 2003**

(54) **CAP FOR A PEN**

(75) Inventor: **Kazuhiko Takanashi**, Tokyo (JP)

(73) Assignee: **Mitsubishi Pencil Co., Ltd.**, Tokyo (JP)

(**) Term: **14 Years**

(21) Appl. No.: **29/180,596**

(22) Filed: **Apr. 28, 2003**

(30) **Foreign Application Priority Data**

Jan. 22, 2003 (JP) 2003-001316

(51) **LOC (7) Cl.** **19-06**

(52) **U.S. Cl.** **D19/57; D19/43**

(58) **Field of Search** D19/35, 36, 41-51,
D19/53-58, 81-85; 401/98, 202, 213, 243-247,
262, 99, 100, 103-106, 107-117; 24/10 R,
11 R, 11 PP, 11 CC, 11 F

(56) **References Cited**

U.S. PATENT DOCUMENTS

- 2,881,736 A * 4/1959 Zepelovitch 401/104
- D215,042 S * 8/1969 DiSpirito D19/51
- D317,625 S * 6/1991 Itoh D19/57
- D331,780 S * 12/1992 Cheng D19/57

- D404,426 S 1/1999 Takanashi
- D454,588 S 3/2002 Takanashi
- D456,042 S * 4/2002 Versace D19/50
- D466,934 S * 12/2002 Schung D19/50

* cited by examiner

Primary Examiner—Martie K. Holtje

(74) *Attorney, Agent, or Firm*—Foley & Lardner

(57) **CLAIM**

The ornamental design for a cap for a pen, as shown and described.

DESCRIPTION

FIG. 1 is a front perspective view of a cap for a pen showing my new design;
 FIG. 2 is a rear perspective view thereof;
 FIG. 3 is a front view thereof;
 FIG. 4 is a left side elevational view thereof, the right side elevational view being a mirror image of the left side elevational view;
 FIG. 5 is a top plan view thereof;
 FIG. 6 is a bottom plan view thereof;
 FIG. 7 is a rear view thereof; and,
 FIG. 8 is a front perspective view in an open position.
 The broken lines are for illustrative purposes only and form no part of the claimed design.

1 Claim, 2 Drawing Sheets

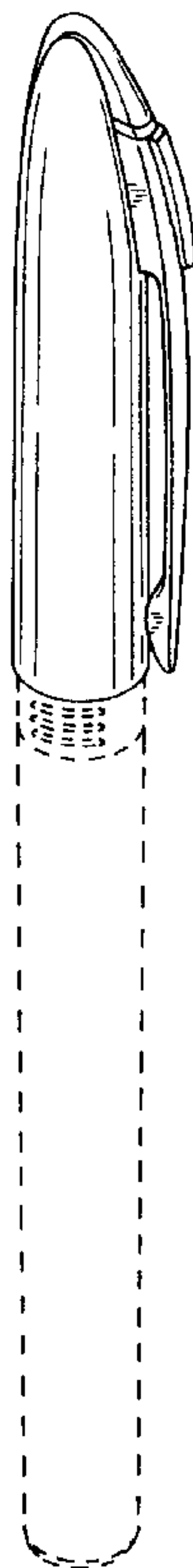


Fig.1

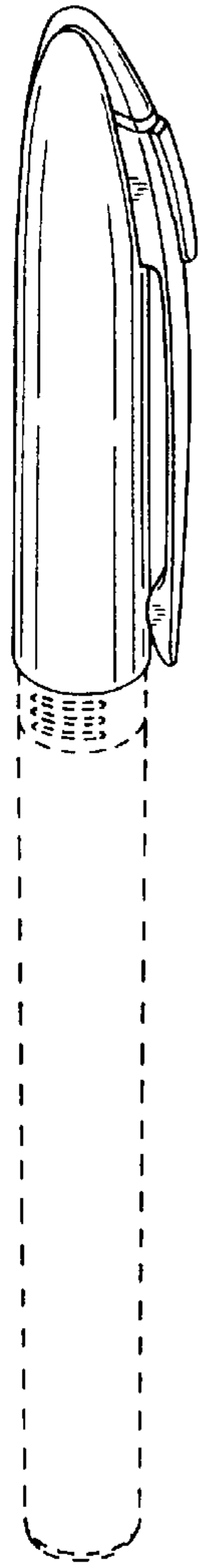


Fig.2

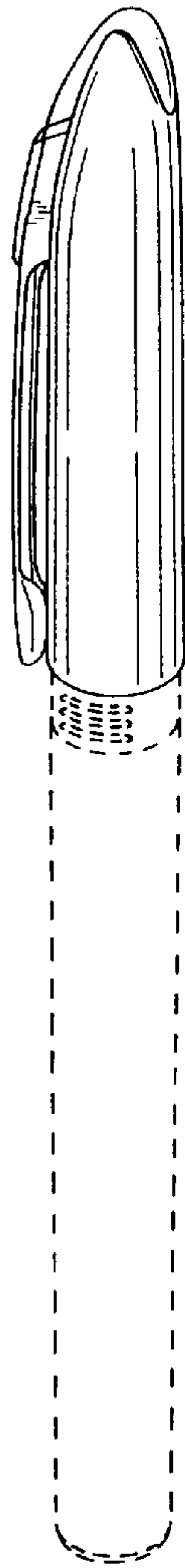


Fig.3



Fig.4

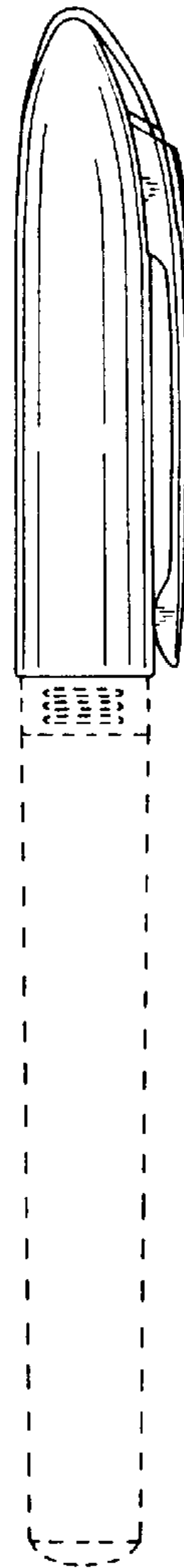


Fig.5



Fig.6



Fig. 7

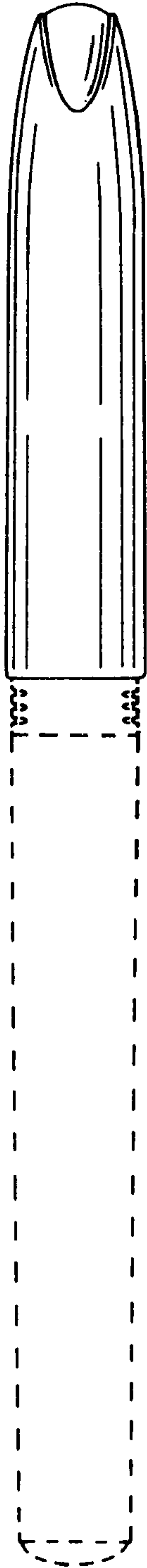


Fig. 8

