



US00D484540S

(12) **United States Design Patent**
Bodino

(10) **Patent No.:** **US D484,540 S**

(45) **Date of Patent:** **** Dec. 30, 2003**

(54) **PEN CAP**

(75) **Inventor:** **Giampiero Bodino, Milan (IT)**

(73) **Assignee:** **Montblanc-Simplo GmbH, Hambourg (DE)**

(**) **Term:** **14 Years**

(21) **Appl. No.:** **29/176,176**

(22) **Filed:** **Feb. 19, 2003**

(30) **Foreign Application Priority Data**

Aug. 29, 2002 (WO) DMA/005 848

(51) **LOC (7) Cl.** **19-06**

(52) **U.S. Cl.** **D19/57; D19/43**

(58) **Field of Search** D19/35, 36, 41-51,
D19/53-58, 81-85; 401/52, 98, 195, 202,
213, 243-247, 260; 24/10 R, 11 R, 11 C,
11 PP

(56) **References Cited**

U.S. PATENT DOCUMENTS

1,655,365	A	*	1/1928	Gurtov	40/334
D151,658	S	*	11/1948	Sams	D19/48
2,502,328	A	*	3/1950	Kuhn	40/334
D260,658	S	*	9/1981	Chiba	D19/49
D340,476	S	*	10/1993	Hiomori	D19/51
D359,983	S	*	7/1995	Rosenbaum	D19/49
D405,467	S	*	2/1999	Calvani	D19/49
D417,700	S	*	12/1999	Worther	D19/49
D446,245	S	*	8/2001	Chuang	D19/57
D458,965	S	*	6/2002	Oka	D19/49

OTHER PUBLICATIONS

U.S. Trademark Reg. No. 0839016 dated Nov. 21, 1967 for Miscellaneous Design of Montblanc-Simplo GmbH.

U.S. Trademark Reg. No. 2267944 dated Aug. 3, 1999 for Miscellaneous Design of Montblanc-Simplo GmbH.

U.S. Trademark Reg. No. 1891033 dated Apr. 15, 1995 for Miscellaneous Design of Montblanc-Simplo GmbH.

U.S. Trademark Reg. No. 1723665 dated Oct. 13, 1992 for Miscellaneous Design of Montblanc-Simplo GmbH.

U.S. Trademark Application Ser. No. 78/195,299 filed Dec. 17, 2002 for Miscellaneous Design of Montblanc-Simplo GmbH.

* cited by examiner

Primary Examiner—Martie K. Holtje

(74) *Attorney, Agent, or Firm*—Fross Zelnick Lehrman & Zissu; David I. Greenbaum; Lawrence E. Apolzon

(57) **CLAIM**

The ornamental design for a pen cap, as shown and described.

DESCRIPTION

FIG. 1 is a front view of the pen cap;

FIG. 2 is a rear view of the pen cap;

FIG. 3 is a side view of the pen cap, from the left of FIG. 1;

FIG. 4 is a side view of the pen cap, from the right of FIG. 1;

FIG. 5 is a perspective view of the pen cap;

FIG. 6 is a top view of the pen cap; and,

FIG. 7 is a bottom view of the pen cap.

1 Claim, 1 Drawing Sheet

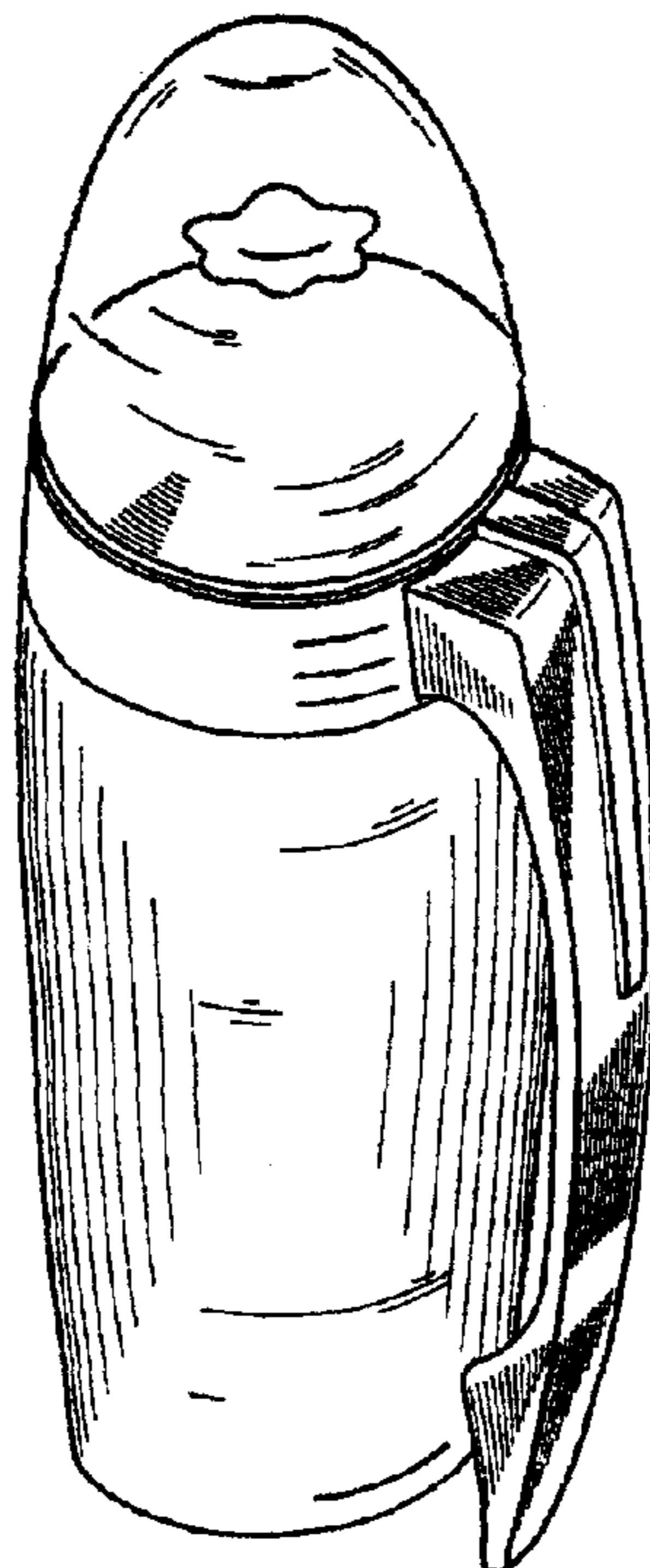


Fig. 1

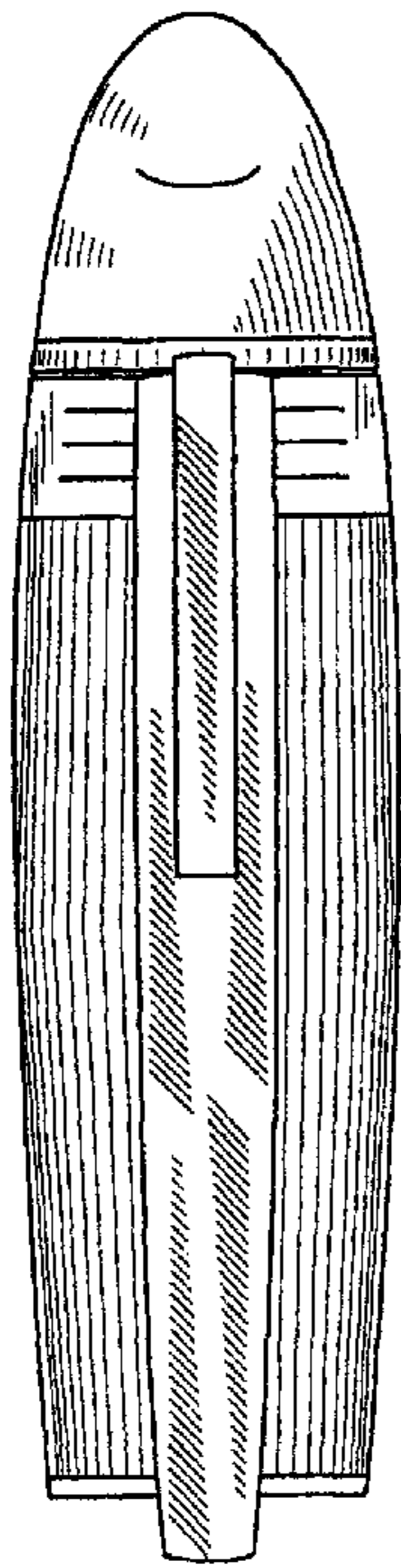


Fig. 2




Fig. 3

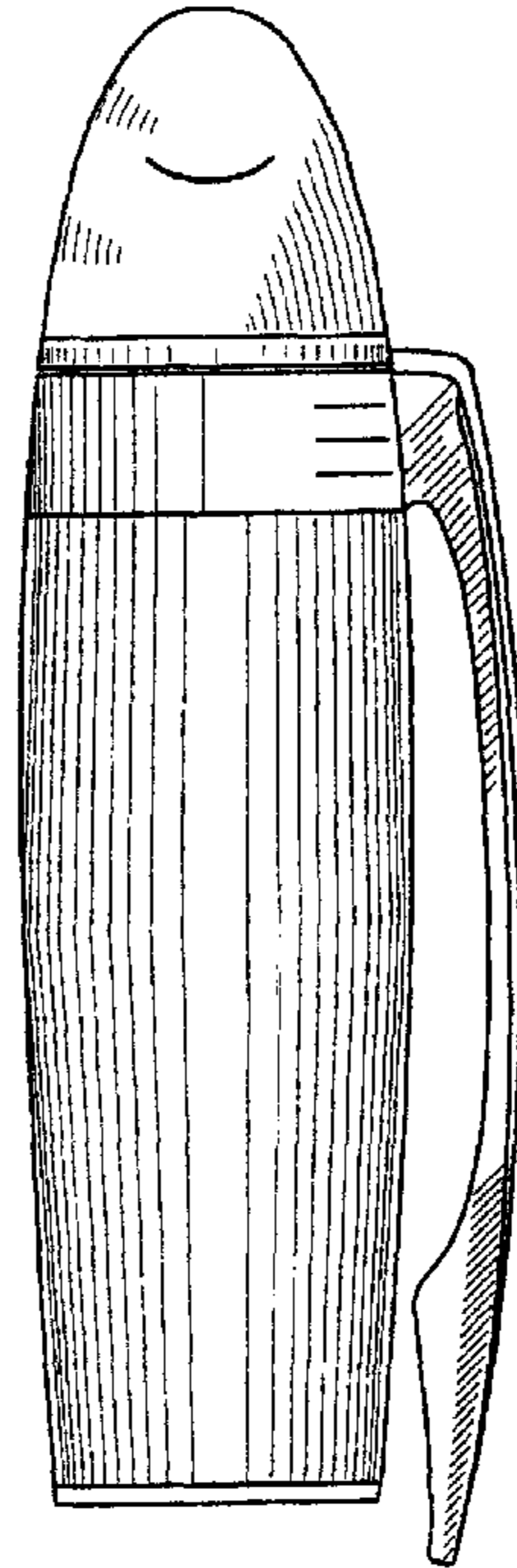


Fig. 4

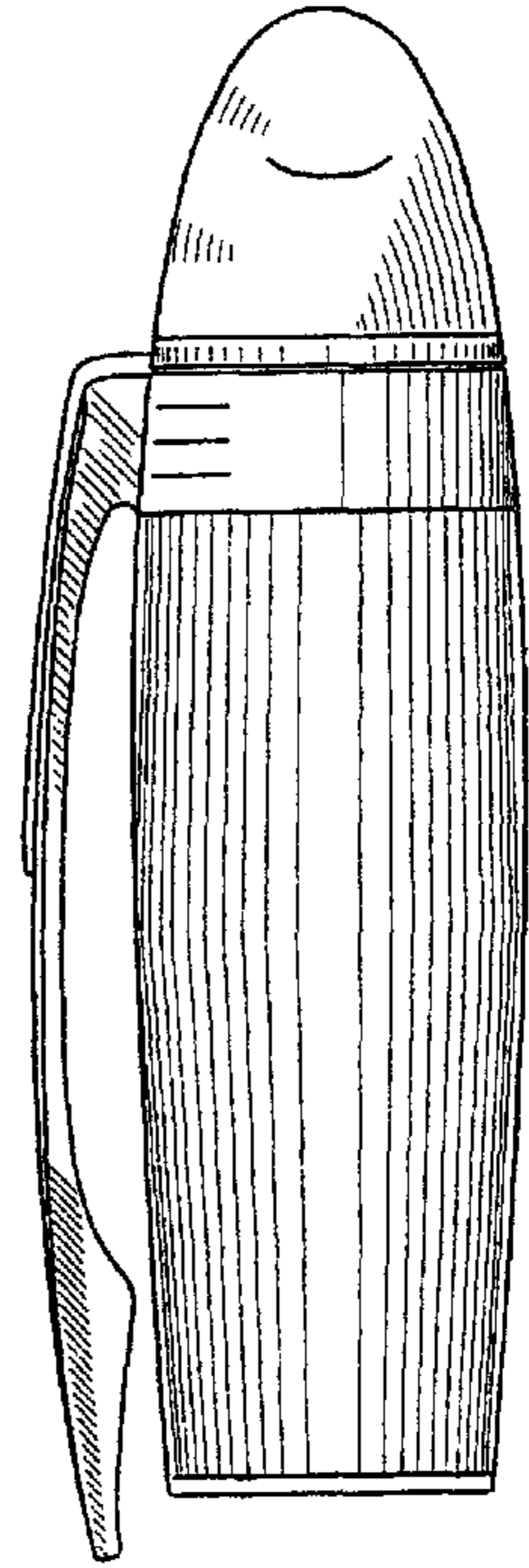


Fig. 5

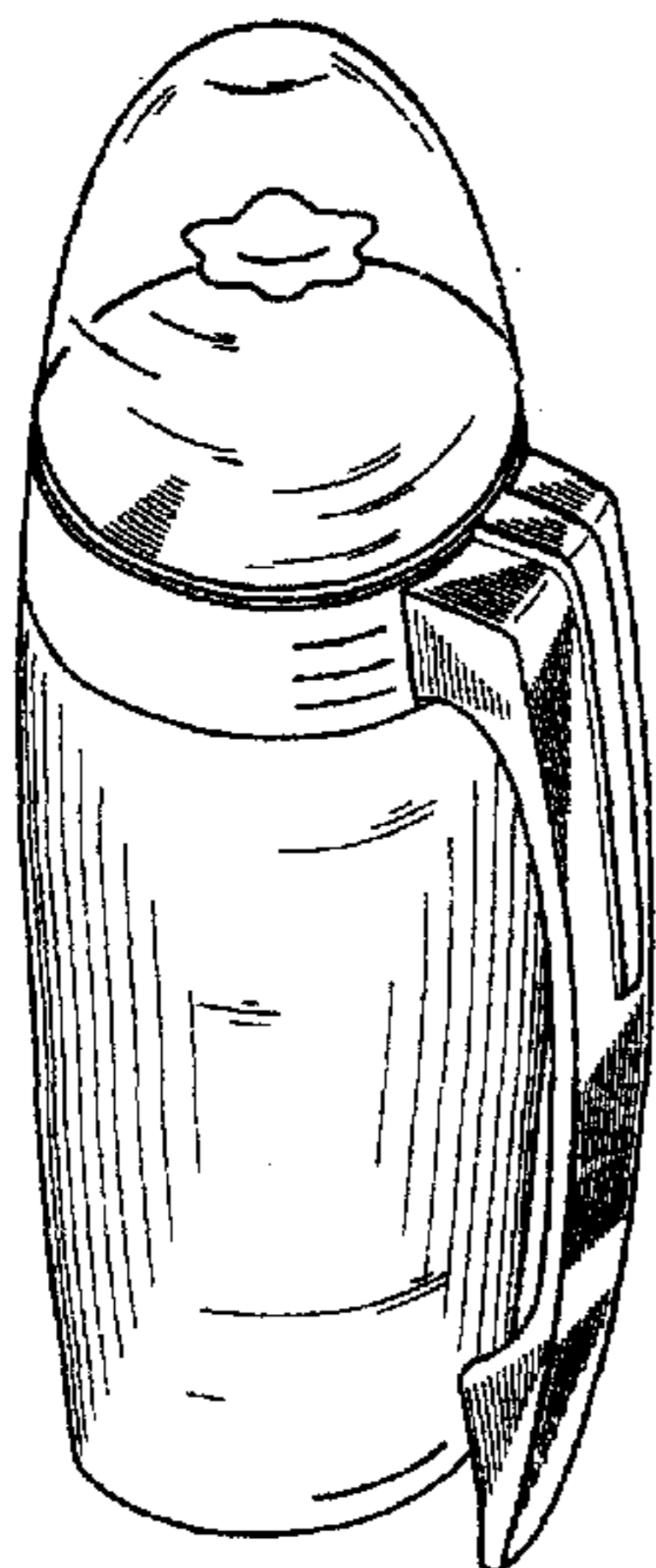


Fig. 6




Fig. 7

