



US00D484538S

(12) **United States Design Patent**
Daida et al.

(10) **Patent No.:** **US D484,538 S**

(45) **Date of Patent:** **** Dec. 30, 2003**

(54) **BALL-POINT PEN**

FOREIGN PATENT DOCUMENTS

(75) Inventors: **Akiko Daida**, Chuo-ku (JP); **Yoshihiro Ito**, Nagoya (JP)

JP 1134722 2/2002

* cited by examiner

(73) Assignee: **The Pilot Ink Co., Ltd.**, Aichi (JP)

Primary Examiner—Martie K. Holtje

(**) Term: **14 Years**

(74) *Attorney, Agent, or Firm*—Sughrue Mion, PLLC

(21) Appl. No.: **29/179,292**

(57) **CLAIM**

(22) Filed: **Apr. 9, 2003**

The ornamental design for a ball-point pen, as shown and described.

(30) **Foreign Application Priority Data**

DESCRIPTION

Oct. 10, 2002 (JP) 2002-027759

(51) **LOC (7) Cl.** **19-06**

(52) **U.S. Cl.** **D19/43; D19/56; D19/57**

(58) **Field of Search** D19/35, 36, 41–51,
D19/53–58, 81–85; 401/98, 202, 209, 213,
243–247, 261, 262, 196, 198; 24/10 R,
11 R, 11 P

FIG. 1 is a perspective view of the top, front, and right sides of the ball-point pen showing our new design;
FIG. 2 is a front elevational view thereof;
FIG. 3 is a rear elevational view thereof;
FIG. 4 is a left side elevational view thereof;
FIG. 5 is a top plan view thereof;
FIG. 6 is a bottom plan view thereof;
FIG. 7 is a side elevational view with the cap removed for ease of illustration, the front, rear, and opposite side views being identical thereto;
FIG. 8 is a top plan view thereof;
FIG. 9 is a bottom plan view thereof;
FIG. 10 is a front elevational view of the cap, shown separately for ease of illustration;
FIG. 11 is a rear elevational view thereof;
FIG. 12 is a left side elevational view thereof, the right side elevational view being a mirror image thereof;
FIG. 13 is a top plan view thereof; and,
FIG. 14 is a bottom plan view thereof.

(56) **References Cited**

U.S. PATENT DOCUMENTS

2,473,688 A * 6/1949 Martin 24/11 P
D358,844 S * 5/1995 Ito D19/57
D401,275 S * 11/1998 Otake D19/43
D409,660 S * 5/1999 Izushima D19/57
D416,941 S * 11/1999 Chevalier et al. D19/51
D418,164 S * 12/1999 Izushima D19/57
D452,879 S * 1/2002 Koike D19/43
D454,588 S * 3/2002 Takanashi D19/43
D465,237 S * 11/2002 Qiu D19/43
D473,590 S * 4/2003 Mittersinker D19/57

1 Claim, 3 Drawing Sheets

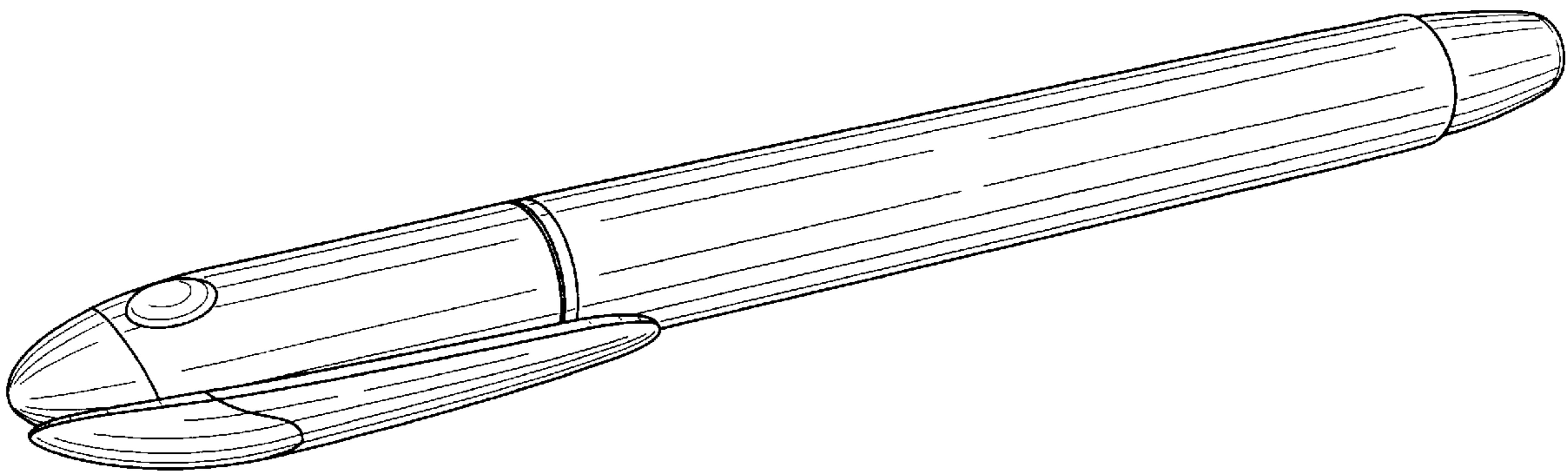


FIG. 1

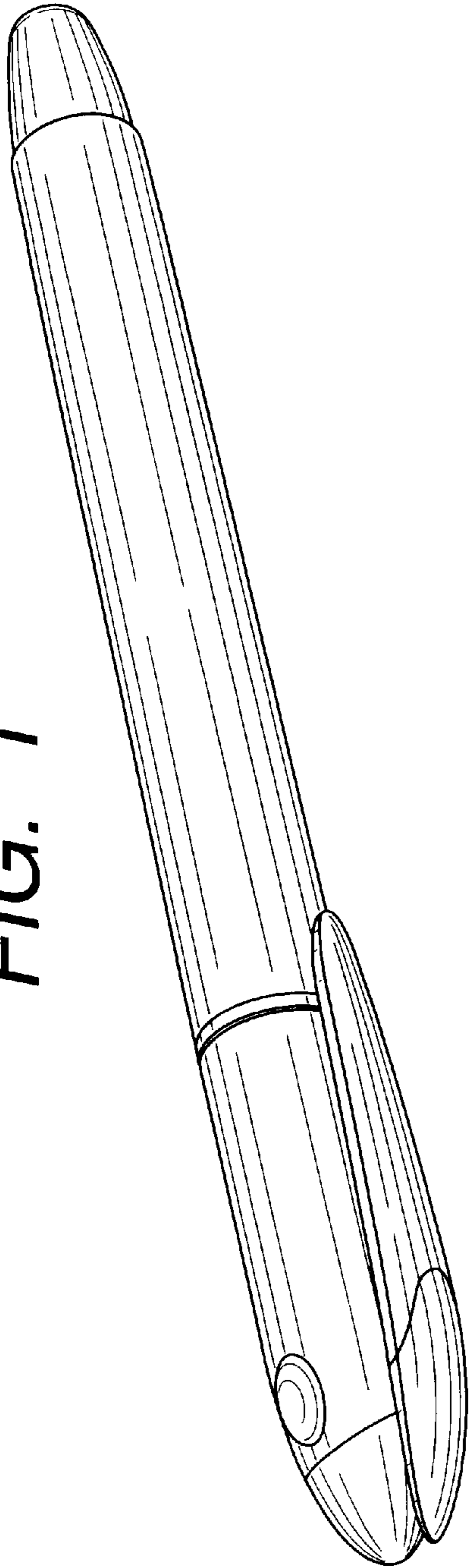


FIG. 2

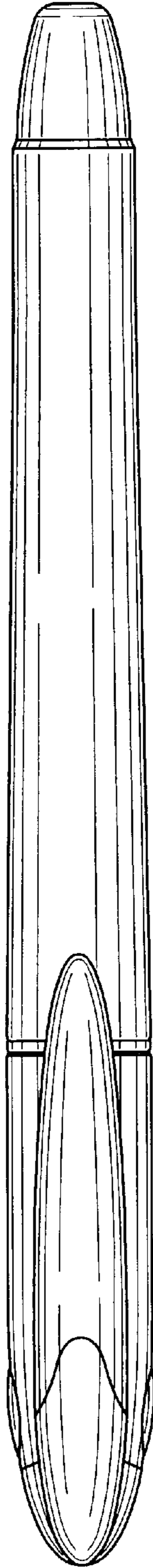


FIG. 3

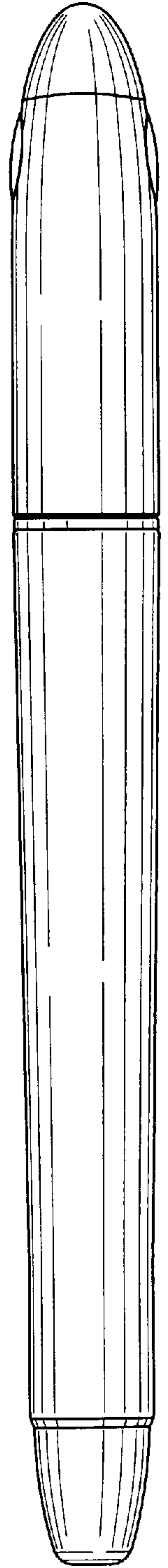


FIG. 4




FIG. 5




FIG. 6

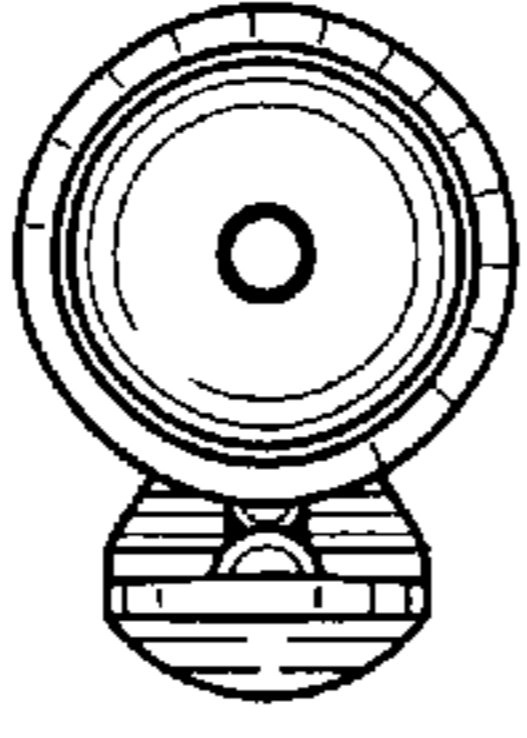


FIG. 7




FIG. 8

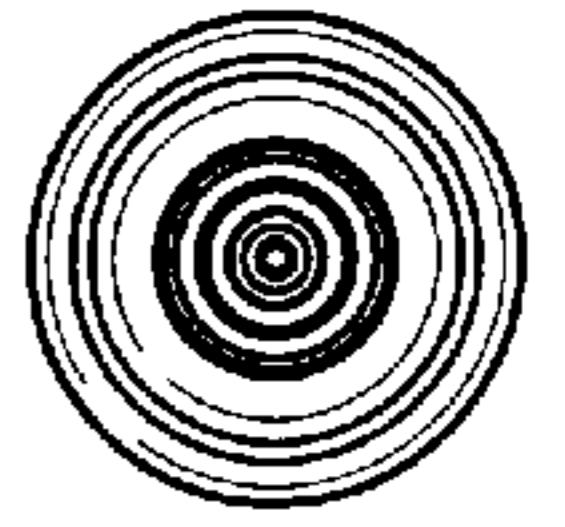


FIG. 9

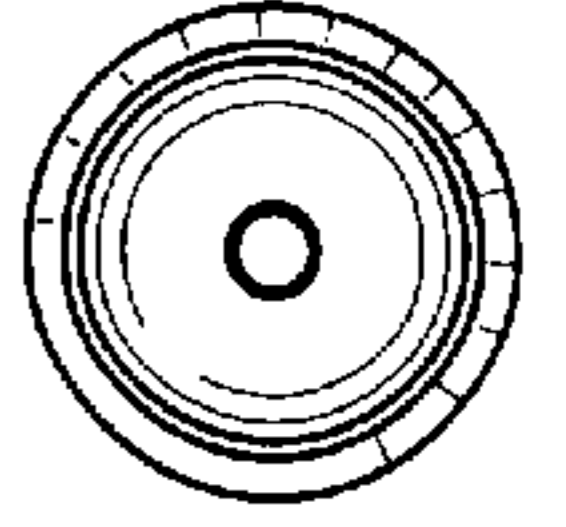


FIG. 10

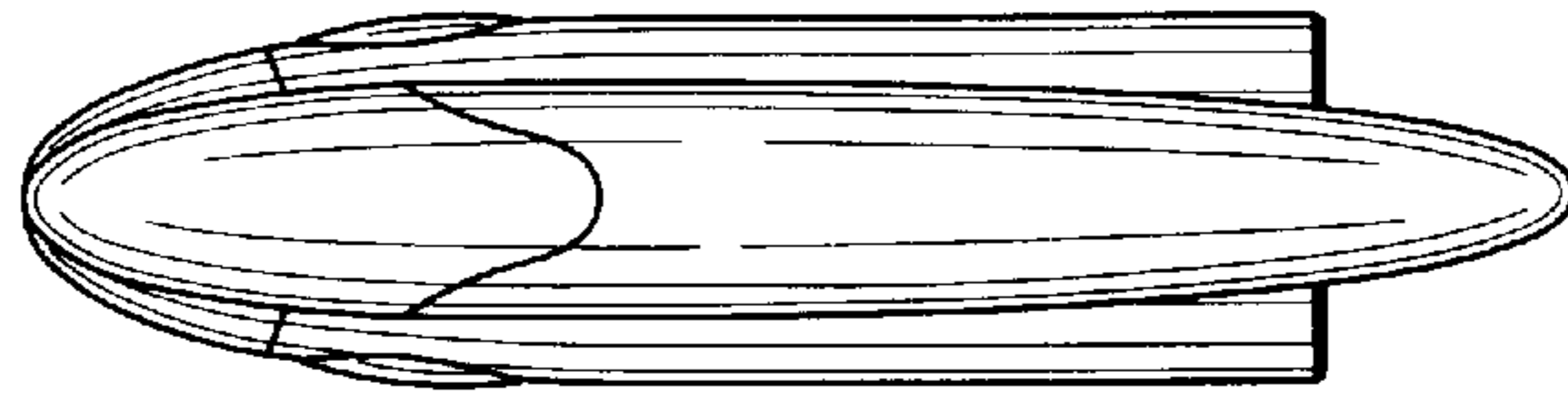


FIG. 11




FIG. 12

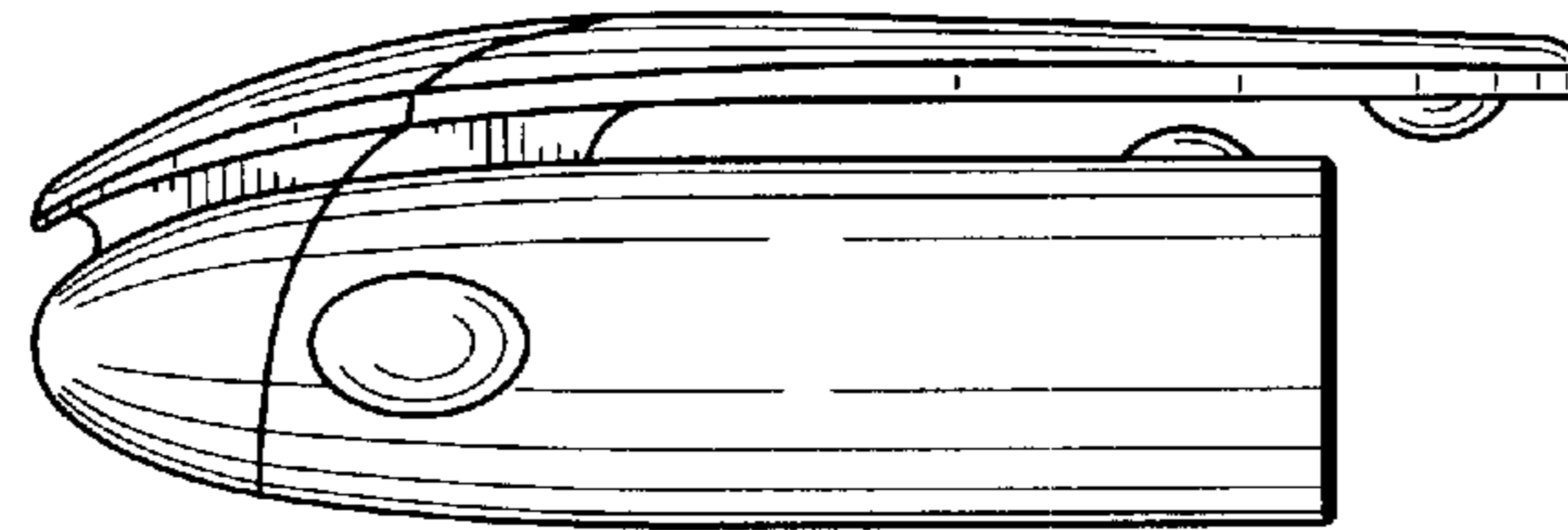


FIG. 13

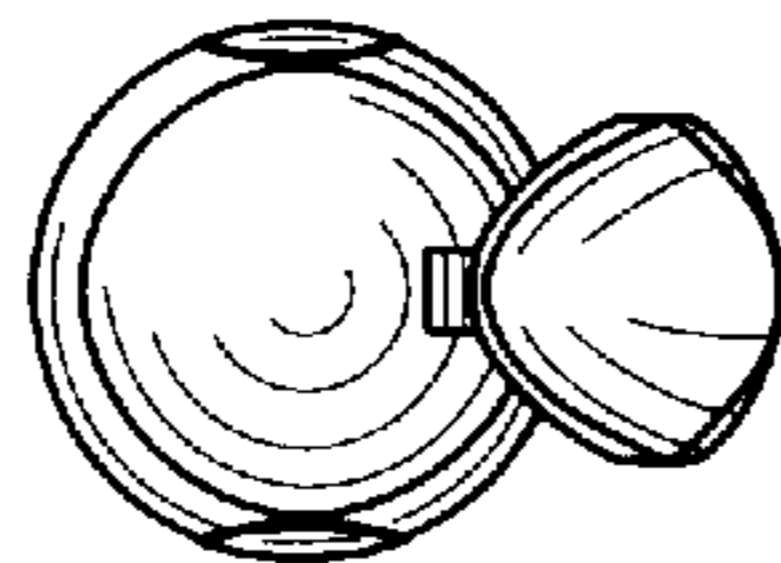


FIG. 14

