



US00D484535S

(12) **United States Design Patent**
Fang

(10) **Patent No.:** **US D484,535 S**

(45) **Date of Patent:** **** Dec. 30, 2003**

(54) **LIGHTING PEN**

6,439,734 B1 * 8/2002 Lo 362/118

6,523,969 B2 * 2/2003 Yang et al. 362/118

6,604,880 B1 * 8/2003 Huang et al. 401/195

(76) **Inventor:** **Te Hsiang Fang**, No. 130, Lung Ping Road, San Chung City, Taipei Hsien (TW)

(**) **Term:** **14 Years**

OTHER PUBLICATIONS

Photocopy of a ball point pen showing zig-zag clip with ball finial.*

* cited by examiner

(21) **Appl. No.:** **29/174,968**

(22) **Filed:** **Jan. 28, 2003**

Primary Examiner—Martie K. Holtje

(74) *Attorney, Agent, or Firm*—Quintero Law Office

(51) **LOC (7) Cl.** **19-06**

(52) **U.S. Cl.** **D19/36; D19/51; D19/56; D26/38**

(57) **CLAIM**

(58) **Field of Search** D26/38, 51; D19/35, D19/36, 41-51, 53-58, 81-85; 401/88, 52, 99-101, 103-106, 107-110, 111-117, 209, 195, 202, 213, 243-247, 262; 362/118

The ornamental design for a lighting pen, as shown and described.

DESCRIPTION

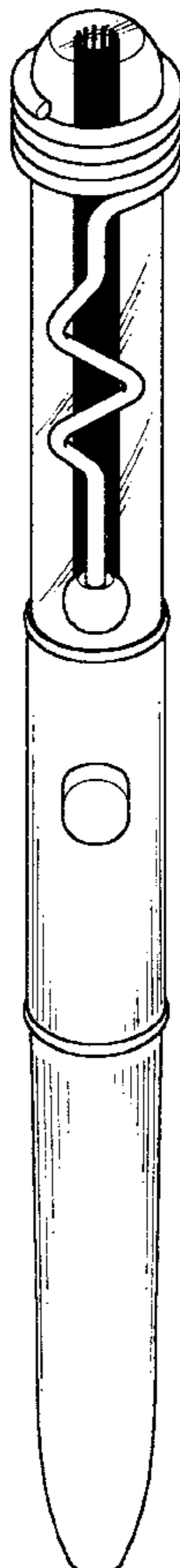
(56) **References Cited**

U.S. PATENT DOCUMENTS

- 4,812,068 A * 3/1989 Seong 401/195
- D329,823 S * 9/1992 Francisco D19/36 X
- 5,617,304 A * 4/1997 Huang 362/118
- D392,999 S * 3/1998 Varholik D19/36
- 5,803,583 A * 9/1998 Hsieh 362/118
- 6,238,119 B1 * 5/2001 Liu 401/195
- 6,431,720 B1 * 8/2002 Cheng 362/118

FIG. 1 is a front elevational view of lighting pen showing my design;
 FIG. 2 is a left side view thereof;
 FIG. 3 is a top elevational view thereof;
 FIG. 4 is a rear elevational view thereof;
 FIG. 5 is a right side view thereof;
 FIG. 6 is a bottom elevational view thereof; and,
 FIG. 7 is a perspective view thereof.

1 Claim, 3 Drawing Sheets



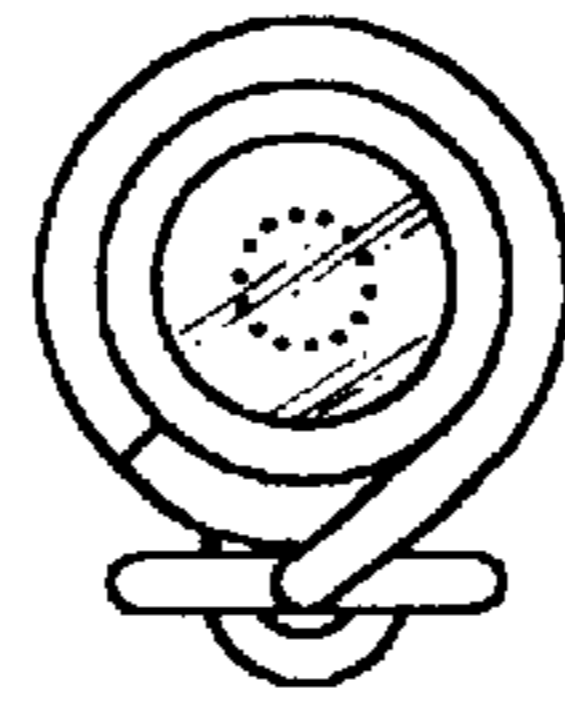


FIG. 3

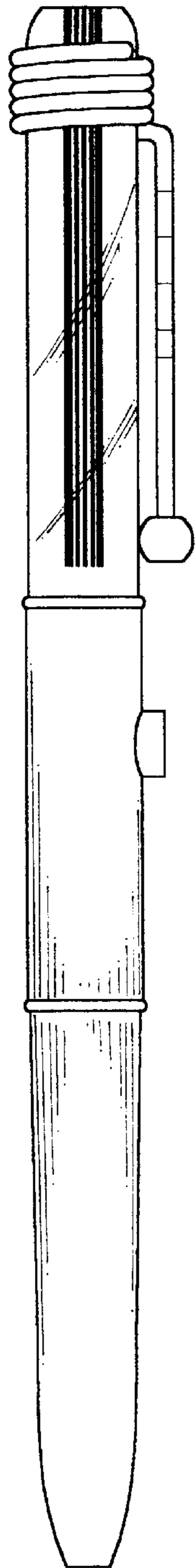


FIG. 2

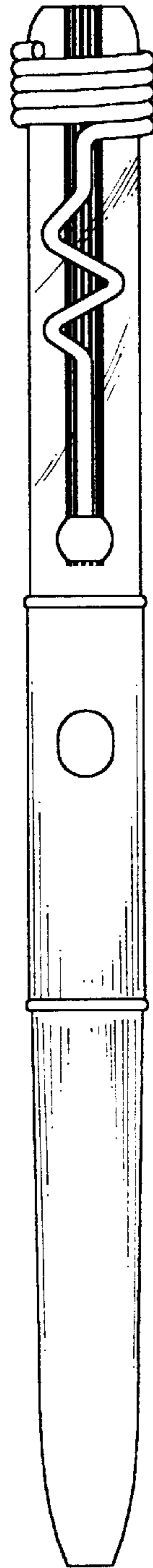


FIG. 1




FIG. 4

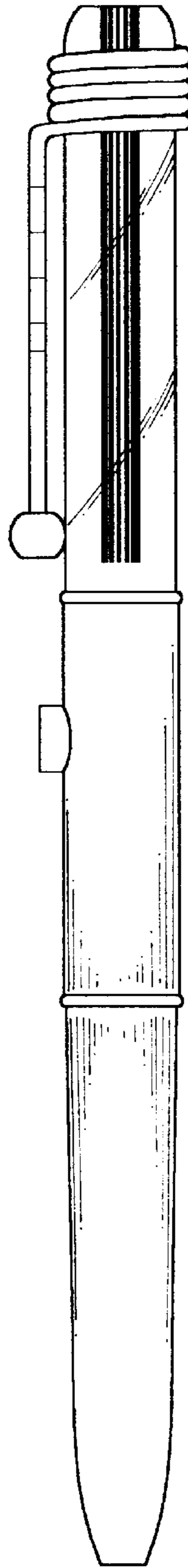


FIG. 5

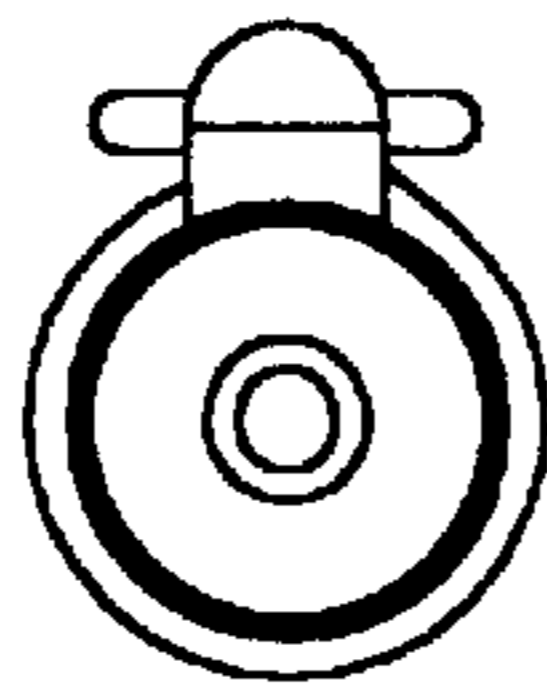


FIG. 6

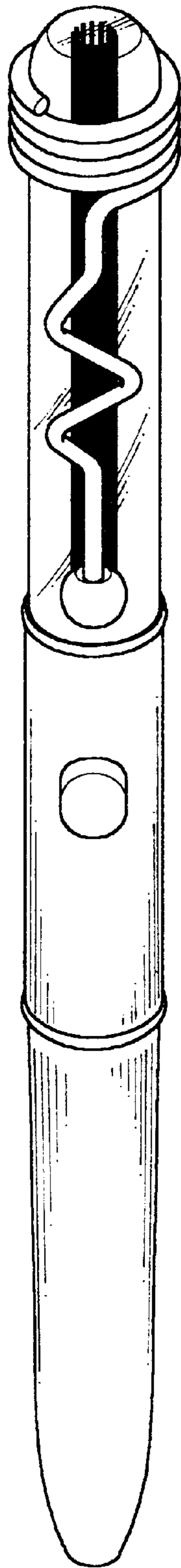


FIG. 7