



US00D484529S

(12) **United States Design Patent**
Penke et al.

(10) **Patent No.:** **US D484,529 S**

(45) **Date of Patent:** **** Dec. 30, 2003**

(54) **PORTION OF AN OPERATING-POSITION VIEWABLE PANEL FOR AN OFFICE MACHINE**

(75) **Inventors:** **Mark S. Penke**, West Henrietta, NY (US); **Kenneth J. Rieck**, Victor, NY (US); **William Theodore Clark, III**, Pittsford, NY (US); **Donald A. Brown**, Honeoye Falls, NY (US); **David M. Parsons**, Victor, NY (US); **Shu Watanabe**, Yokohama (JP); **Hidetoshi Kimura**, Yokohama (JP); **Hiroshi Nakada**, Yokohama (JP)

(73) **Assignee:** **Xerox Corporation**, Stamford, CT (US)

(**) **Term:** **14 Years**

(21) **Appl. No.:** **29/176,179**

(22) **Filed:** **Feb. 14, 2003**

(51) **LOC (7) Cl.** **16-03**

(52) **U.S. Cl.** **D18/36; D18/40**

(58) **Field of Search** D18/36-45, 50, D18/53-56, 99; D14/191, 218, 247, 248, 388, 399-401, 414, 415, 454-456, 462-471; 399/81, 1-7, 75, 130, 151

(56) **References Cited**

U.S. PATENT DOCUMENTS

- D434,793 S * 12/2000 Chiba et al. D18/56
- D449,851 S * 10/2001 Katou et al. D18/36
- D474,499 S * 5/2003 Isono D18/50
- D478,089 S * 8/2003 Yokota D14/455

* cited by examiner

Primary Examiner—Caron D. Veynar

(74) *Attorney, Agent, or Firm*—Tallam I. Nguti

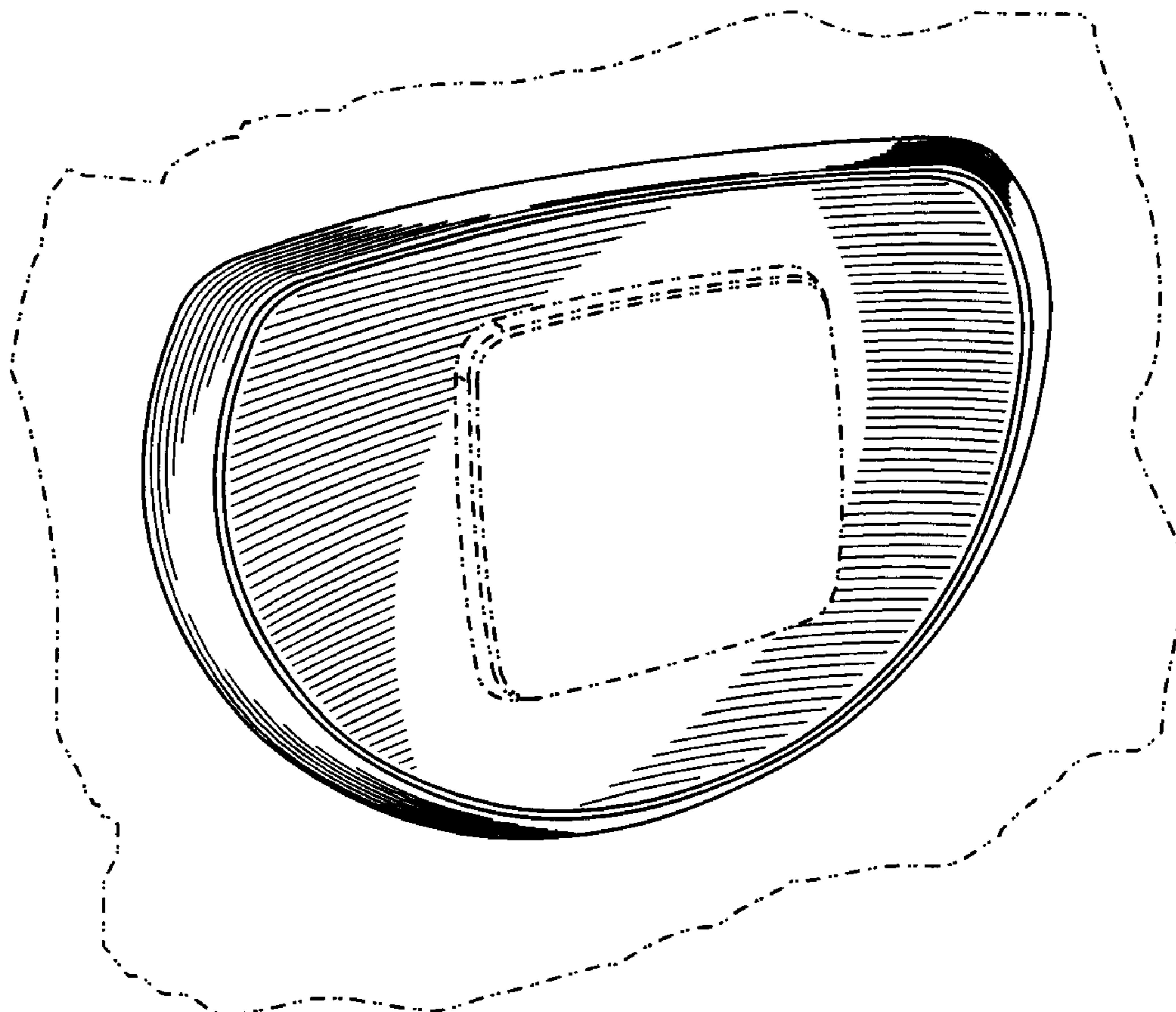
(57) **CLAIM**

The ornamental design for portion of an operating-position viewable panel for an office machine, as shown and described.

DESCRIPTION

FIG. 1 is a perspective view of a portion of an operating-position viewable panel for an office machine showing the design of the present invention; FIG. 2 is a front view thereof; FIG. 3 is a right side view thereof; FIG. 4 is a left side view thereof; and, FIG. 5 is a top plan view thereof. The broken lines showing in FIGS. 1-5 are for illustrative purposes only and do not form part of the claimed design.

1 Claim, 3 Drawing Sheets



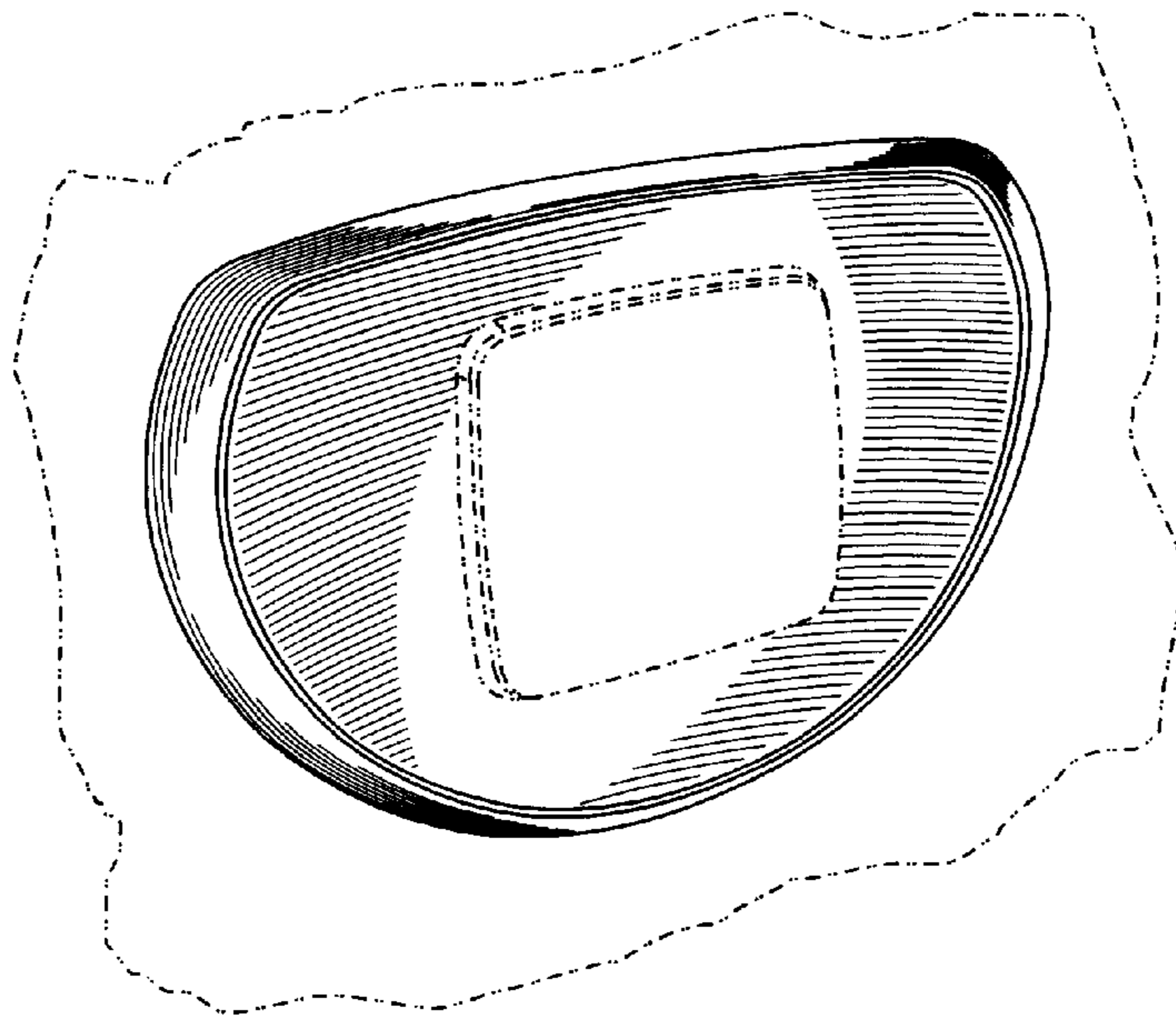


FIG. 1

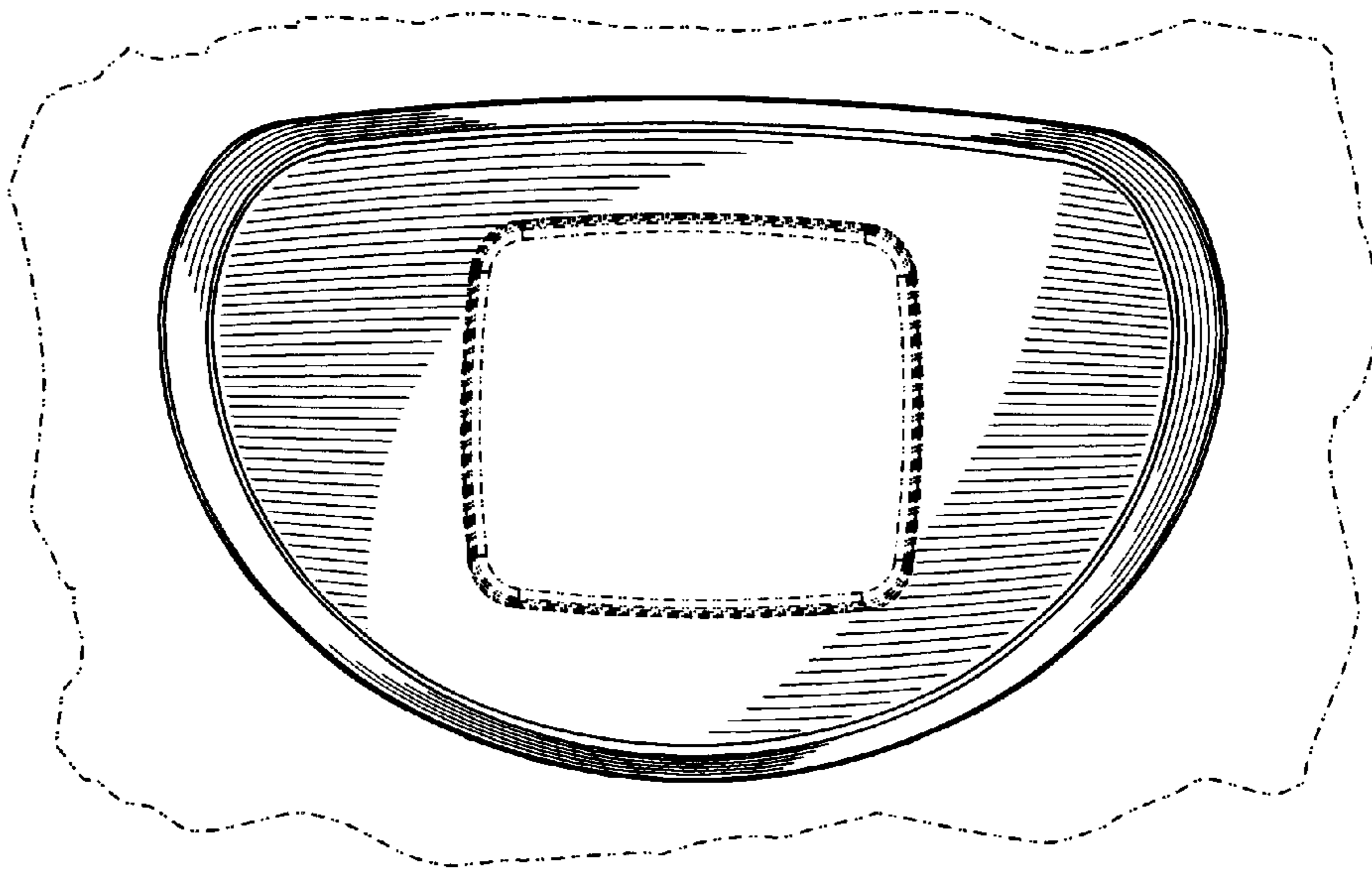


FIG. 2

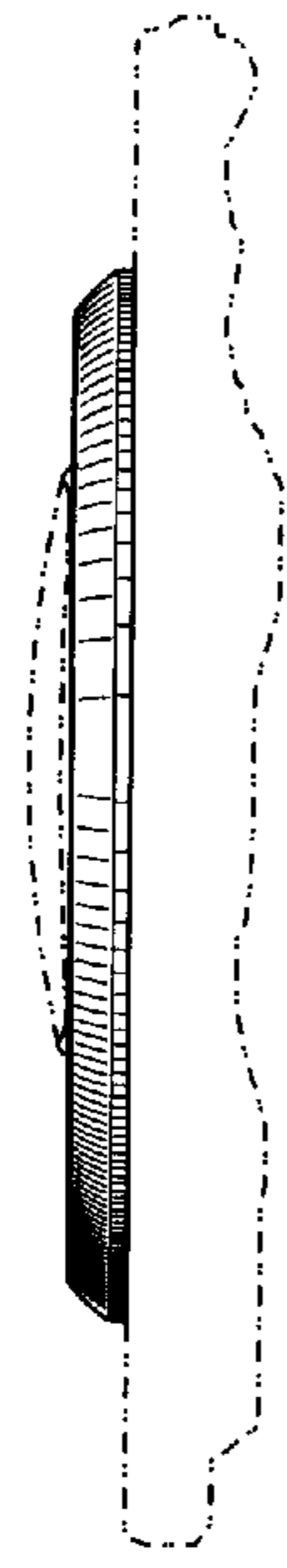


FIG. 3



FIG. 4

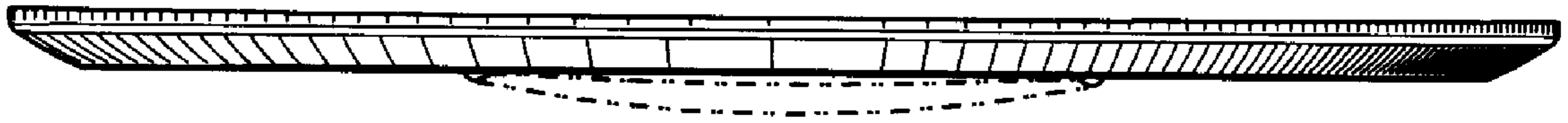


FIG. 5