



US00D484527S

(12) **United States Design Patent**
Banker

(10) **Patent No.:** **US D484,527 S**

(45) **Date of Patent:** **** Dec. 30, 2003**

(54) **SUNGLASSES**

(75) Inventor: **Matthew T. Banker**, Daytona Beach,
FL (US)

(73) Assignee: **Capo, Inc.**, Ormond Beach, FL (US)

(**) Term: **14 Years**

(21) Appl. No.: **29/180,655**

(22) Filed: **Apr. 28, 2003**

(51) **LOC (7) Cl.** **16-06**

(52) **U.S. Cl.** **D16/326; D16/321; D16/337**

(58) **Field of Search** D16/101, 300-330,
D16/335-337, 339-340, 900; D29/109,
110; 351/41, 44, 51, 52, 57-61, 111, 121,
123, 153, 156-158; 2/426, 428, 430, 436,
444, 448, 449; D24/110.2

(56) **References Cited**

U.S. PATENT DOCUMENTS

D396,484 S * 7/1998 Stables D16/326
D417,461 S * 12/1999 Lane D16/326
D418,534 S * 1/2000 Lane D16/321

D419,585 S * 1/2000 Lane D16/325

D433,698 S * 11/2000 Lane D16/328

D434,062 S * 11/2000 Lane D16/337

D434,063 S * 11/2000 Lane D16/326

D447,507 S * 9/2001 Lane D16/321

* cited by examiner

Primary Examiner—Raphael Barkai

(74) *Attorney, Agent, or Firm*—Allen, Dyer, Doppelt,
Milbrath & Gilchrist, P.A.

(57) **CLAIM**

The ornamental design for sunglasses, as shown and described.

DESCRIPTION

FIG. 1 is a front view of sunglasses in accordance with this invention.


FIG. 2 is a rear view of the design shown in FIG. 1.

FIG. 3 is a top view of the design shown in FIGS. 1 and 2.

FIG. 4 is a bottom view of the design shown in FIGS. 1-3.

FIG. 5 is a left side view of the design shown in FIGS. 1-4, with the right side view being a mirror-image of FIG. 5.

1 Claim, 4 Drawing Sheets



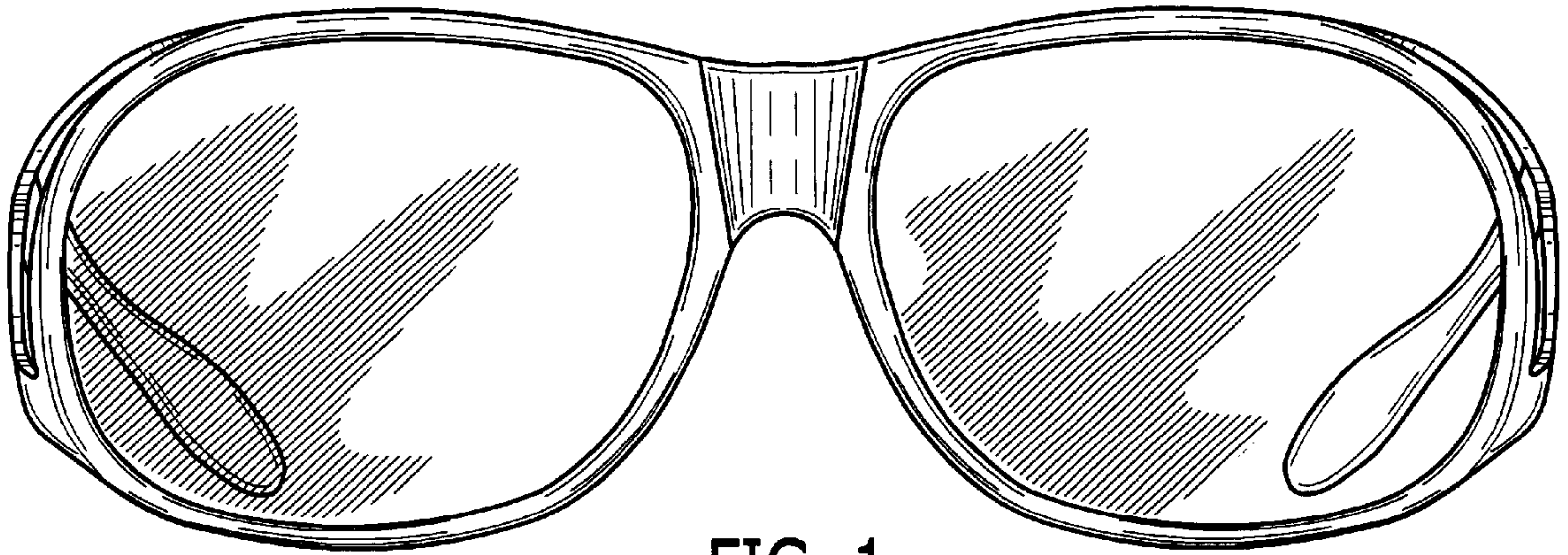


FIG. 1

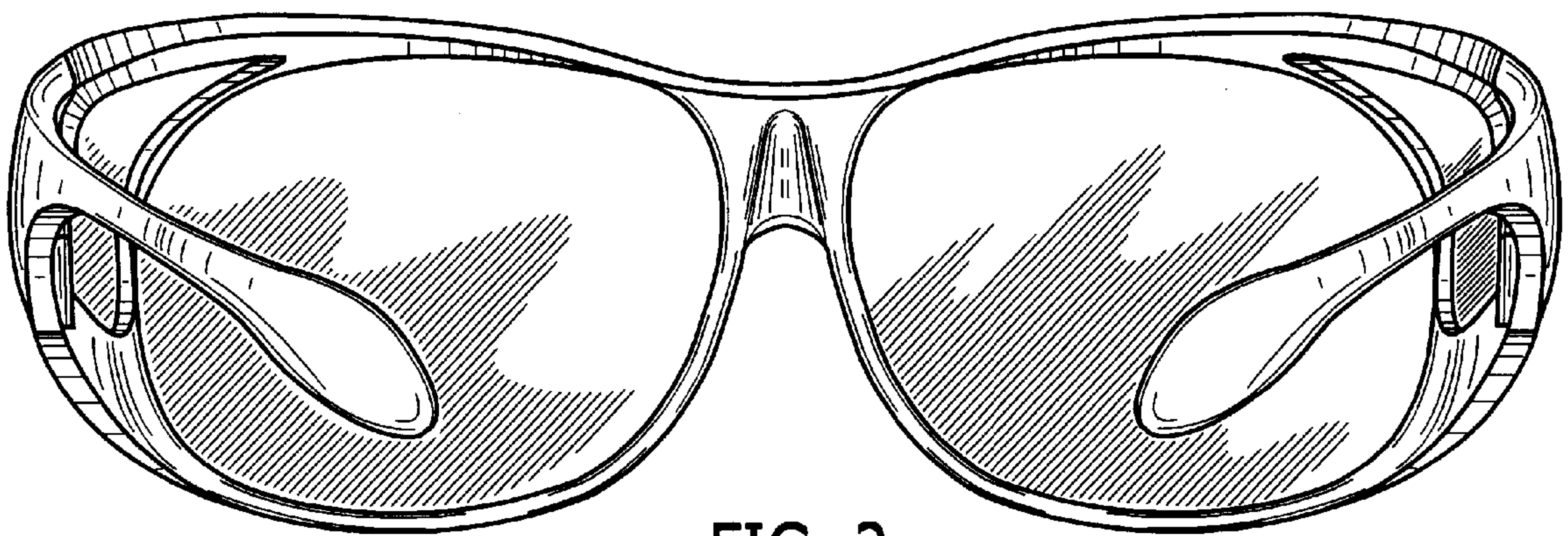


FIG. 2

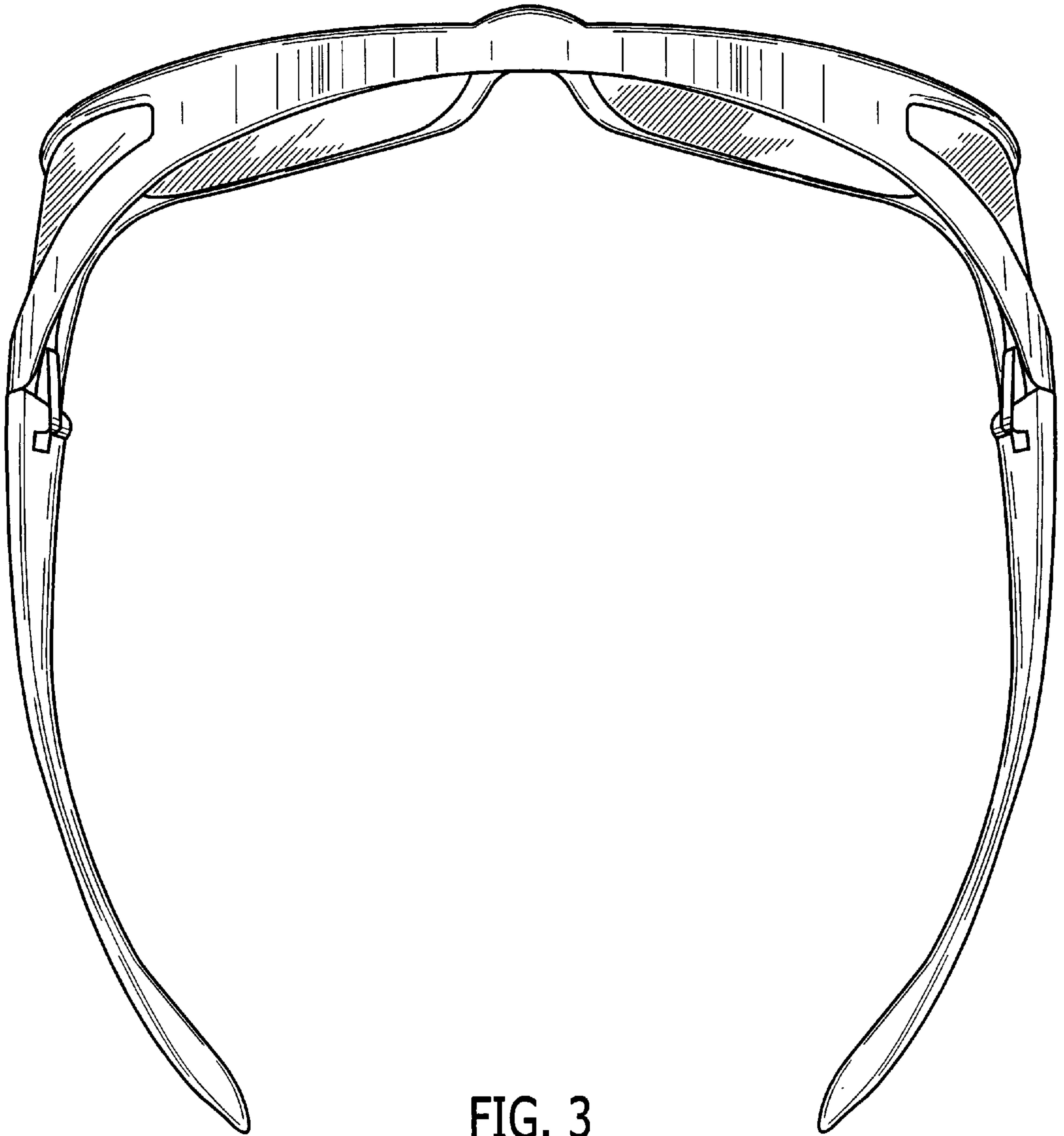


FIG. 3




FIG. 4

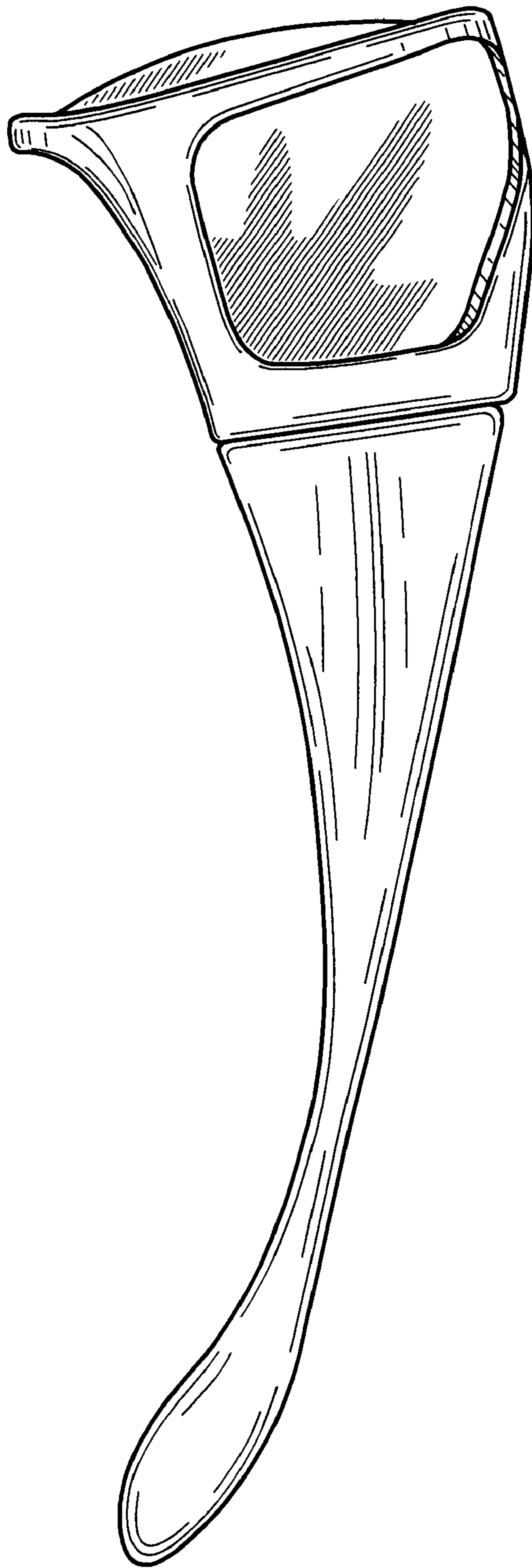


FIG. 5