



US00D484511S

(12) **United States Design Patent**  
**Registre**

(10) **Patent No.:** **US D484,511 S**

(45) **Date of Patent:** **\*\* Dec. 30, 2003**

(54) **ILLUMINATED KEYBOARD**

(76) **Inventor:** **Frito Registre**, 15961 NE. 18th Pl.,  
North Miami Beach, FL (US) 33162

(\*\*) **Term:** **14 Years**

(21) **Appl. No.:** **29/179,251**

(22) **Filed:** **Apr. 8, 2003**

(51) **LOC (7) Cl.** ..... **14-02**

(52) **U.S. Cl.** ..... **D14/455; D14/396**

(58) **Field of Search** ..... D14/391-399,  
D14/455, 456; D18/1, 2, 7; 178/17 A, 17 C;  
200/5 R, 5 A, 6 R, 6 A, 317; 235/145 A,  
145 R; 345/160, 168; 341/22, 23; 400/484-486,  
488, 489, 492; 362/311

(56) **References Cited**

**U.S. PATENT DOCUMENTS**

5,234,744 A \* 8/1993 Kenmochi ..... 428/195.1

D368,708 S \* 4/1996 Maynard et al. .... D14/456

D370,903 S \* 6/1996 Lin ..... D14/396

D443,615 S \* 6/2001 Kirchner ..... D14/396

D461,808 S \* 8/2002 Achan, Jr. .... D14/391

\* cited by examiner

*Primary Examiner*—Kay H. Chin

(57) **CLAIM**

The ornamental design for an illuminated keyboard, as shown and described.

**DESCRIPTION**

FIG. 1 is a top plan view of an illuminated keyboard showing my new design.

FIG. 2 is a bottom plan view of the illuminated keyboard.

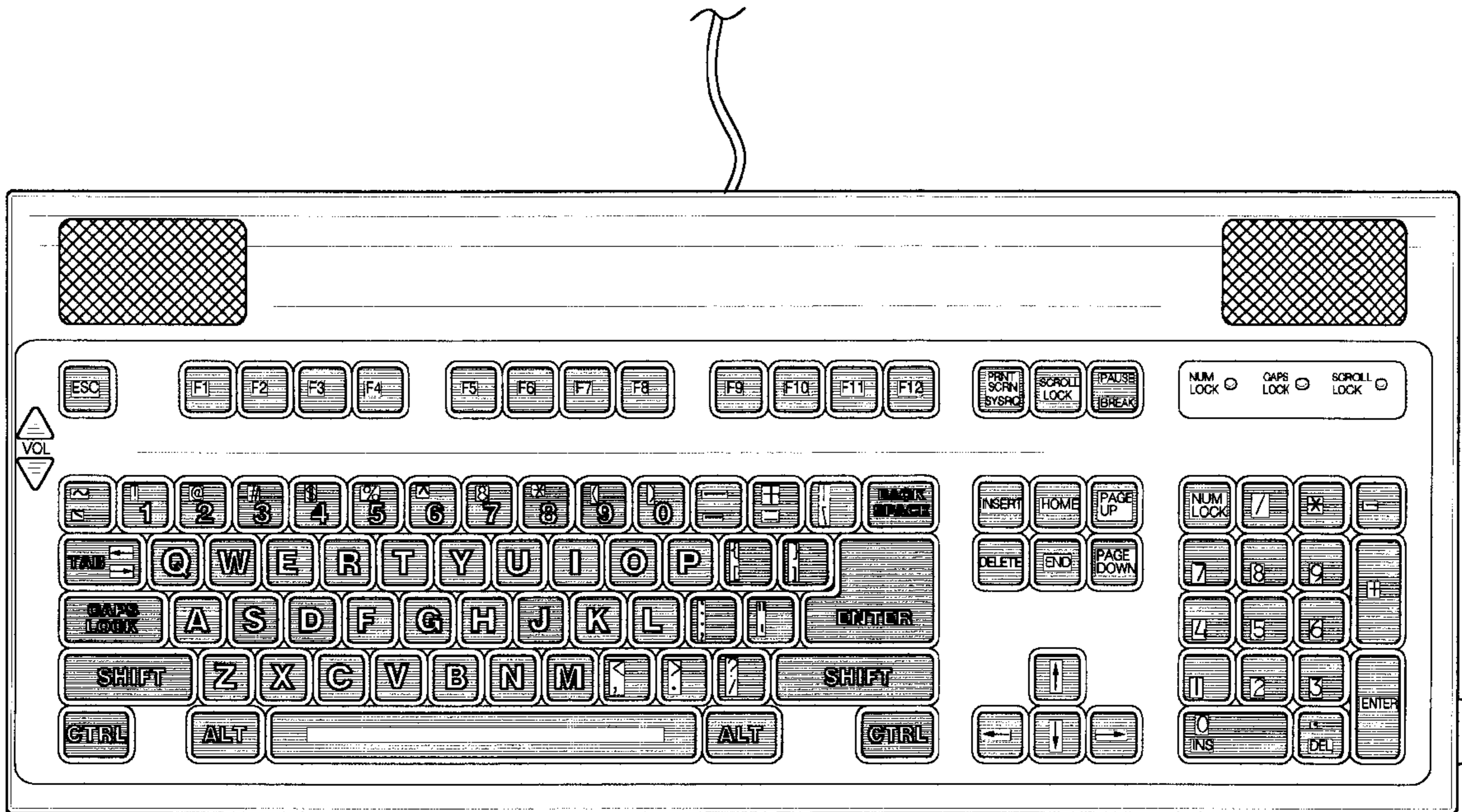
FIG. 3 is a right side view of the illuminated keyboard.

FIG. 4 is a left side view of the illuminated keyboard.

FIG. 5 is a front view of the illuminated keyboard; and,

FIG. 6 is a back view of the illuminated keyboard.

**1 Claim, 4 Drawing Sheets**



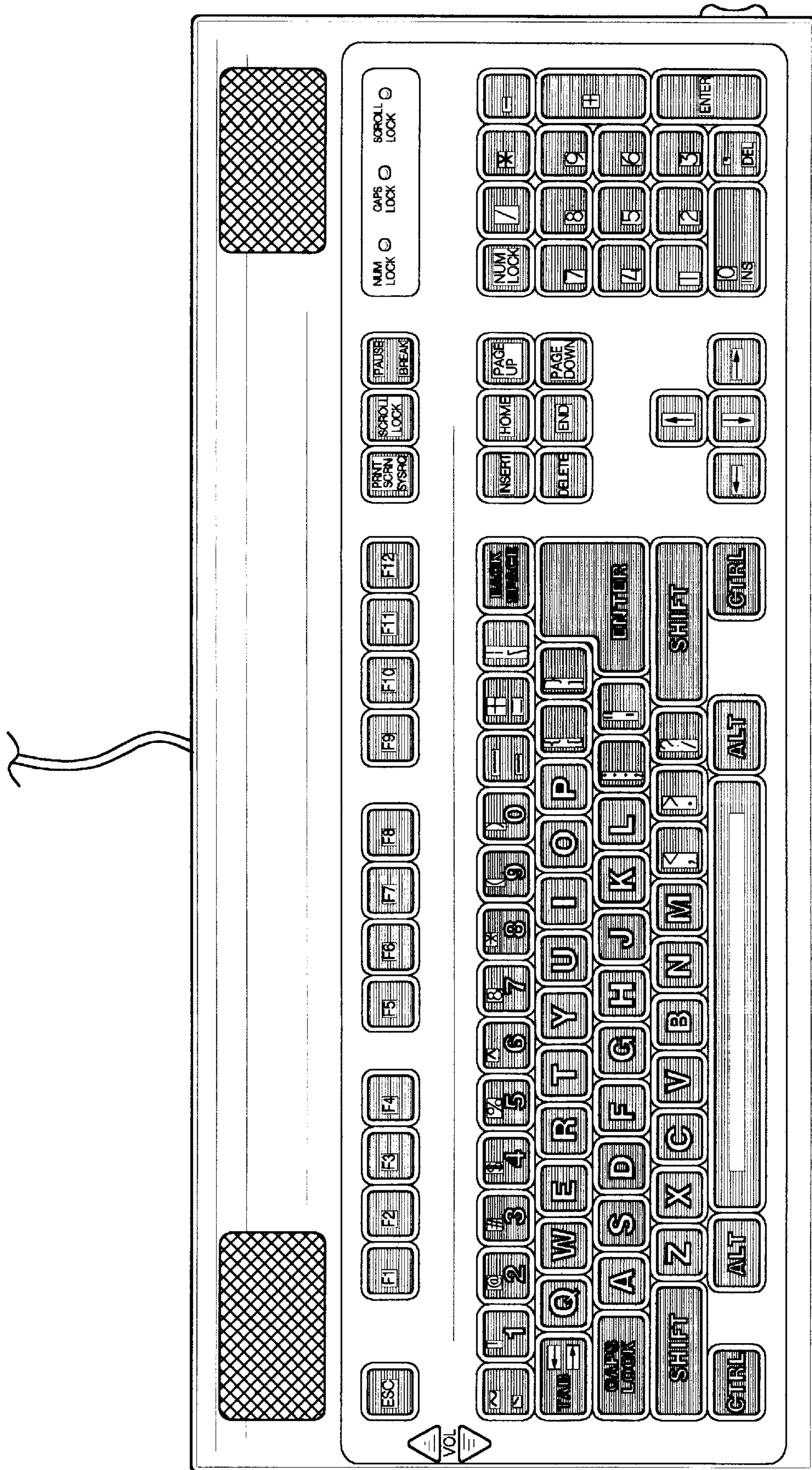


FIG. 1

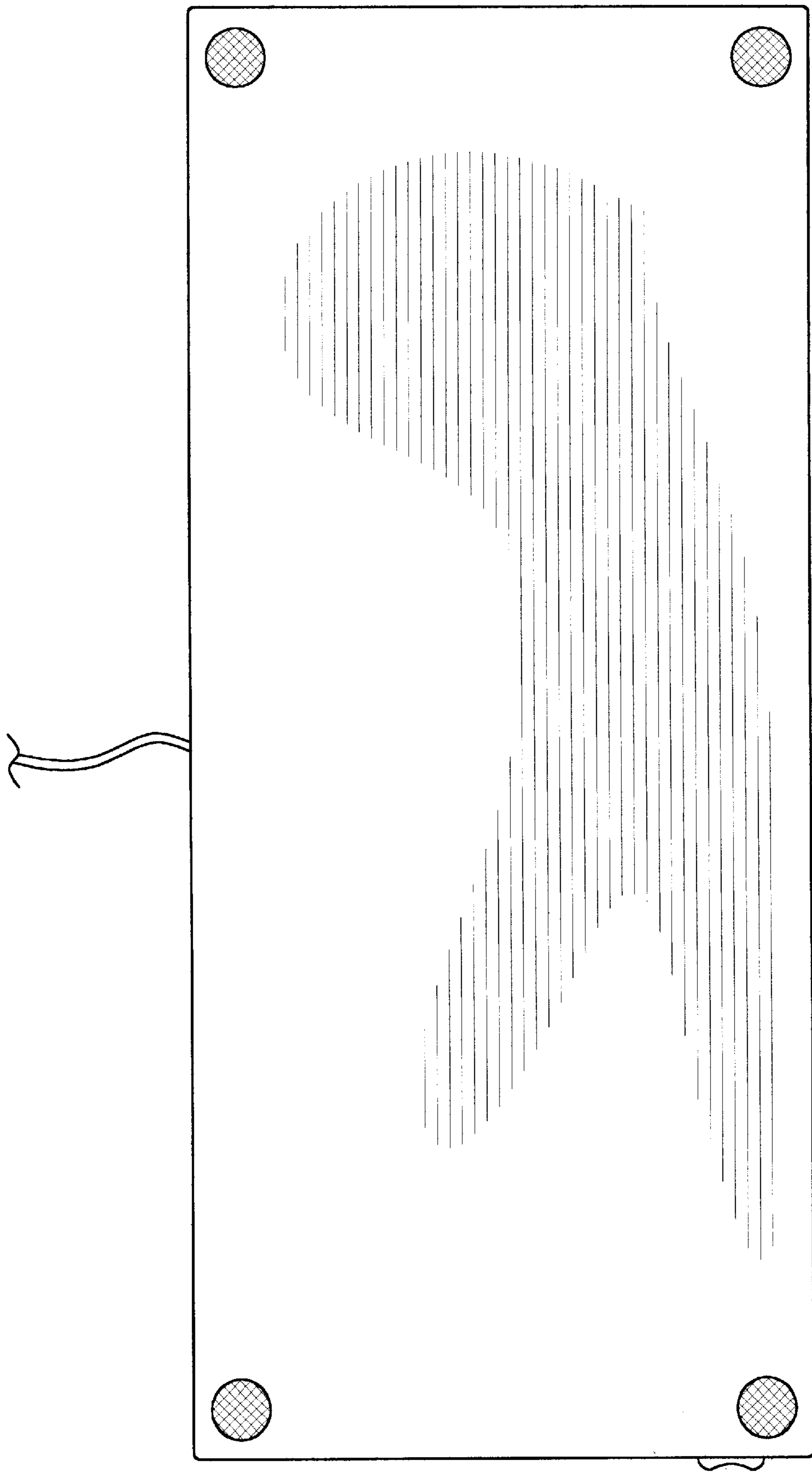


FIG. 2

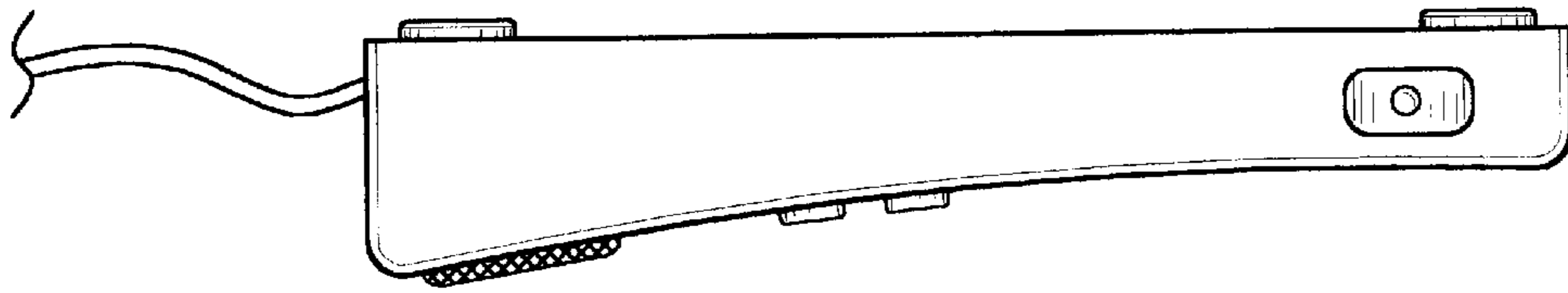


FIG. 4

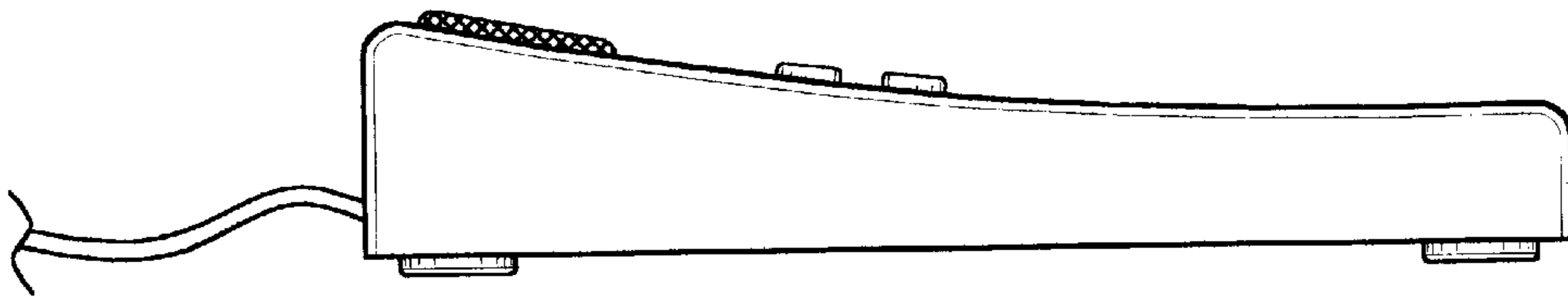


FIG. 3




FIG. 5

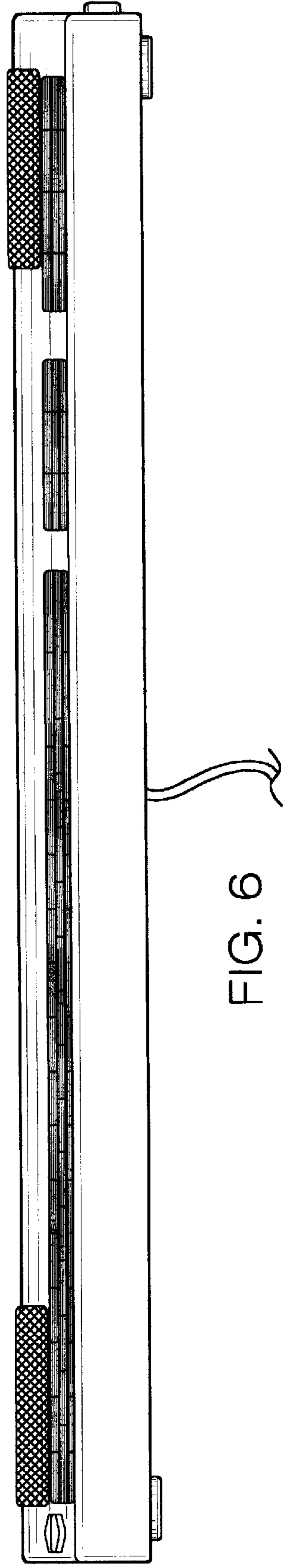


FIG. 6