



US00D484503S

(12) **United States Design Patent**  
**Duarte et al.**

(10) **Patent No.:** **US D484,503 S**

(45) **Date of Patent:** **\*\* Dec. 30, 2003**

(54) **ADJUSTABLE DATA PROCESSING DEVICE**

6,323,902 B1 \* 11/2001 Ishikawa ..... 348/373

(75) Inventors: **Matias G. Duarte**, San Francisco, CA (US); **Joseph Palmer**, San Jose, CA (US)

\* cited by examiner

*Primary Examiner*—Freda Nunn  
(74) *Attorney, Agent, or Firm*—Blakely Sokoloff Taylor & Zafman LLP

(73) Assignee: **Danger, Inc.**, Palo Alto, CA (US)

(\*\*) Term: **14 Years**

(57) **CLAIM**

(21) Appl. No.: **29/167,835**

The ornamental design for an adjustable data processing device, as shown and described.

(22) Filed: **Sep. 19, 2002**

**DESCRIPTION**

(51) **LOC (7) Cl.** ..... **14-02**

(52) **U.S. Cl.** ..... **D14/346**

(58) **Field of Search** ..... D14/371–376,  
D14/125–129, 317, 345; 248/917–924;  
345/104, 156, 168, 173, 87, 1.1; 348/180,  
184, 325, 739, 373; 349/1, 2, 11, 62; 361/680,  
683; 708/105



FIG. 1 is a front view of the adjustable data processing device with a display in a first position;  
FIG. 2 is a side view of the adjustable data processing device with the display in a second position;  
FIG. 3 is a front view of the adjustable data processing device with the display in the second position;  
FIG. 4 is a front view of the adjustable data processing device with the display in the first position;  
FIG. 5 is a perspective view of the adjustable data processing device with the display in the second position; and,  
FIG. 6 is a front view of the adjustable data processing device with a camera apparatus attached.  
The broken lines are shown in the views for illustrative purposes only and form no part of the claimed design.

(56) **References Cited**

**U.S. PATENT DOCUMENTS**

- D373,580 S \* 9/1996 Nakada et al. .... D14/375
- 5,825,612 A \* 10/1998 Aubuchon et al. .... 361/680
- 5,880,928 A \* 3/1999 Ma ..... 361/683
- 5,898,600 A \* 4/1999 Isashi ..... 708/105
- D409,583 S \* 5/1999 Nishida et al. .... D14/317
- D439,897 S \* 4/2001 Williams et al. .... D14/345

**1 Claim, 4 Drawing Sheets**






FIG. 1




FIG. 2

FIG. 3




FIG. 5

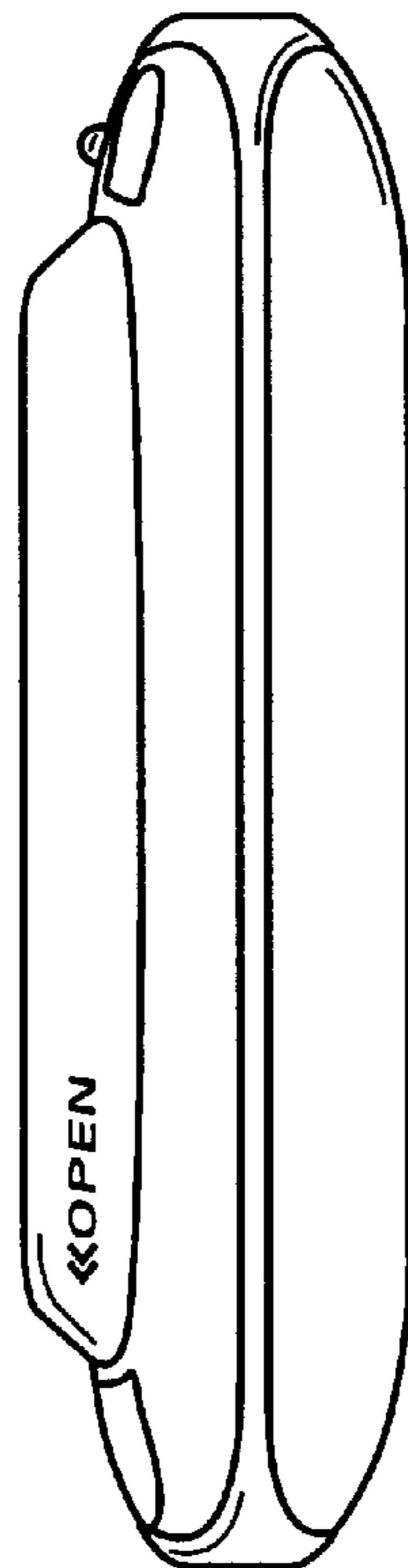


FIG. 4

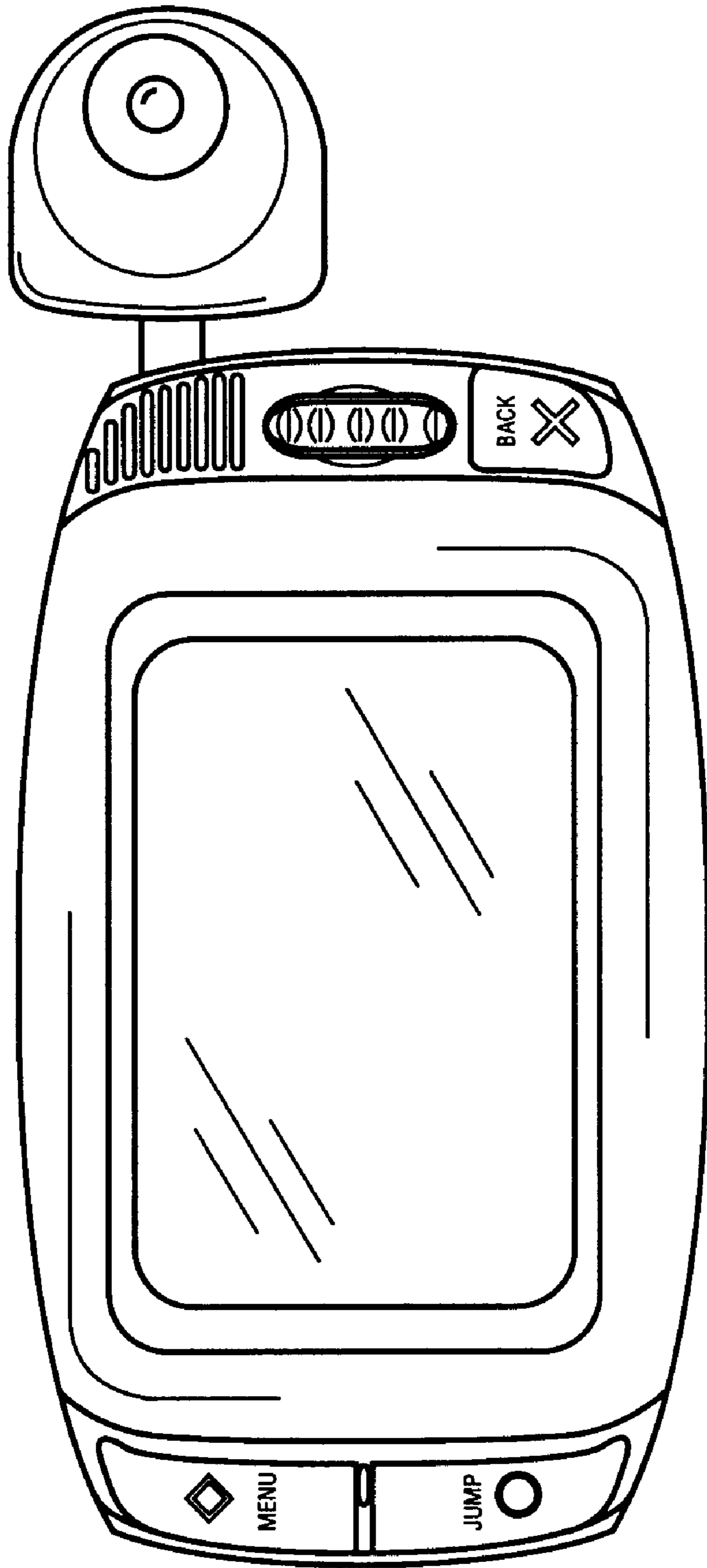


FIG. 6