



US00D484487S

(12) **United States Design Patent**
Solland

(10) **Patent No.:** **US D484,487 S**

(45) **Date of Patent:** **** Dec. 30, 2003**

(54) **SPEAKER HOUSING**

(75) **Inventor:** **Kurt Solland**, Westlake Village, CA (US)

(73) **Assignee:** **Harman International Industries, Incorporated**, Northridge, CA (US)

(**) **Term:** **14 Years**

(21) **Appl. No.:** **29/171,621**

(22) **Filed:** **Nov. 26, 2002**

(51) **LOC (7) Cl.** **14-01**

(52) **U.S. Cl.** **D14/207; D14/216**

(58) **Field of Search** D14/204, 207, D14/209-216, 356; 181/143-145, 147-148, 150, 153, 157, 198-199; 381/300-302, 306, 333, 345, 361-364, 386-388

(56) **References Cited**

U.S. PATENT DOCUMENTS

3,241,631 A * 3/1966 Manieri 181/147
D264,336 S * 5/1982 Nicholson et al. D14/214
D269,871 S * 7/1983 Ishizaki D14/214
D277,752 S * 2/1985 Nakamura D14/214

D297,233 S * 8/1988 Livigni D14/215
D401,241 S * 11/1998 Runquist et al. D14/215
D447,471 S * 9/2001 Andre et al. D14/216
D460,959 S * 7/2002 Solland D14/216

* cited by examiner

Primary Examiner—Nanda Bondade

(74) *Attorney, Agent, or Firm*—Plumsea Law Group, LLC

(57) **CLAIM**

The ornamental design for a speaker housing, as shown and described.

DESCRIPTION

FIG. 1 is a perspective view of a speaker housing showing my new design;

FIG. 2 is a front elevational view thereof;

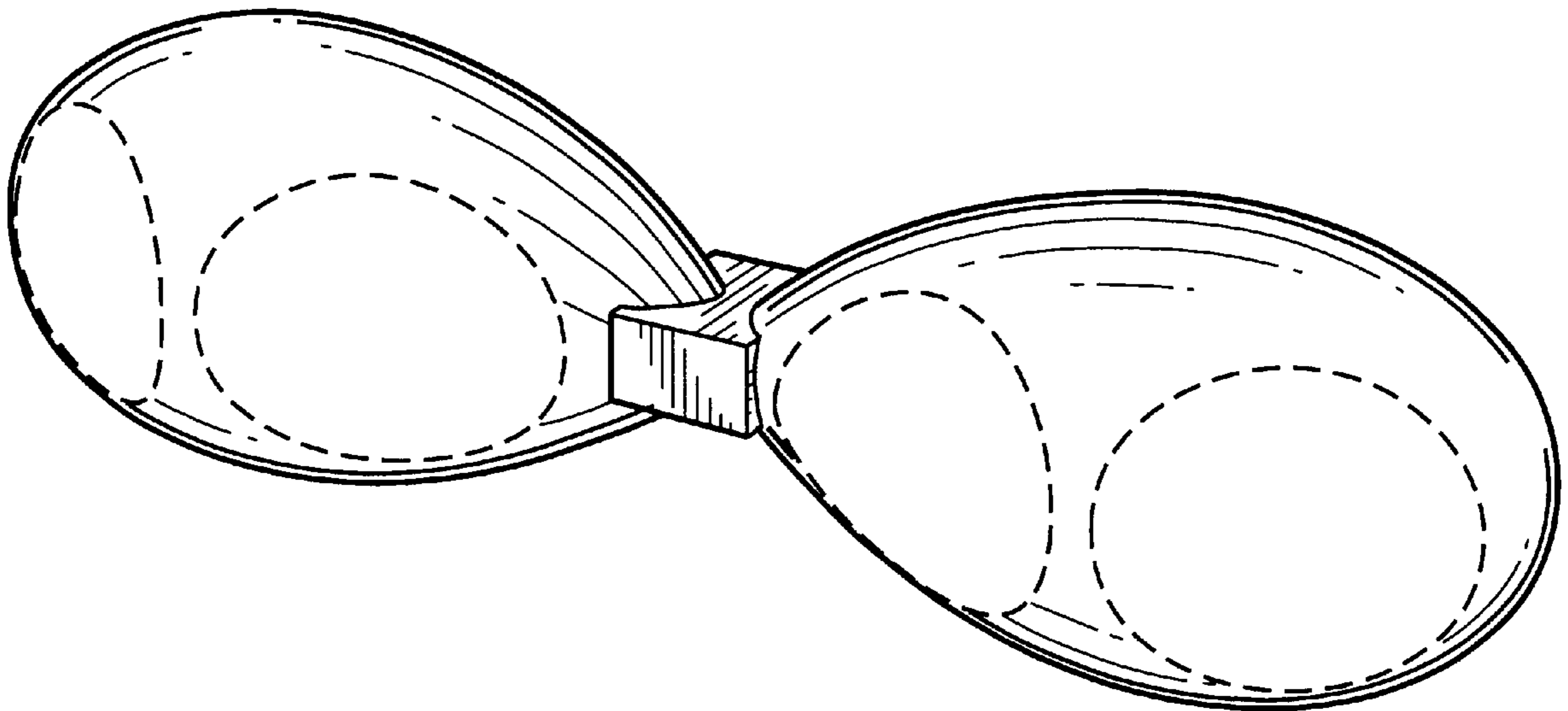
FIG. 3 is a side elevational view thereof, the opposite side elevational view being a mirror image thereof;

FIG. 4 is a rear elevational view thereof; and,

FIG. 5 is a top plan view thereof, the bottom plan view being a mirror image thereof.

The broken line showings of the circular and oval areas on the front are for illustrative purposes only and form no part of the claimed design.

1 Claim, 3 Drawing Sheets



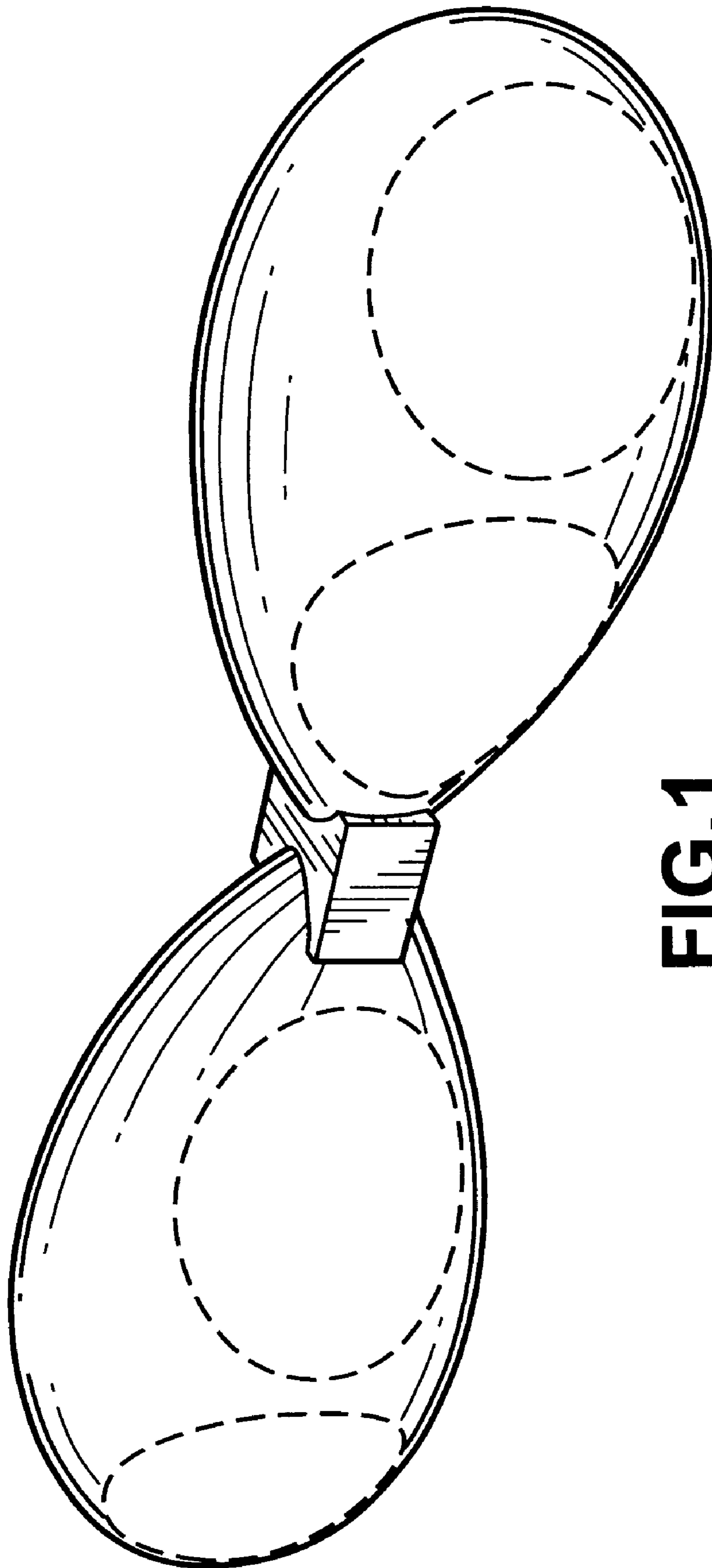


FIG. 1

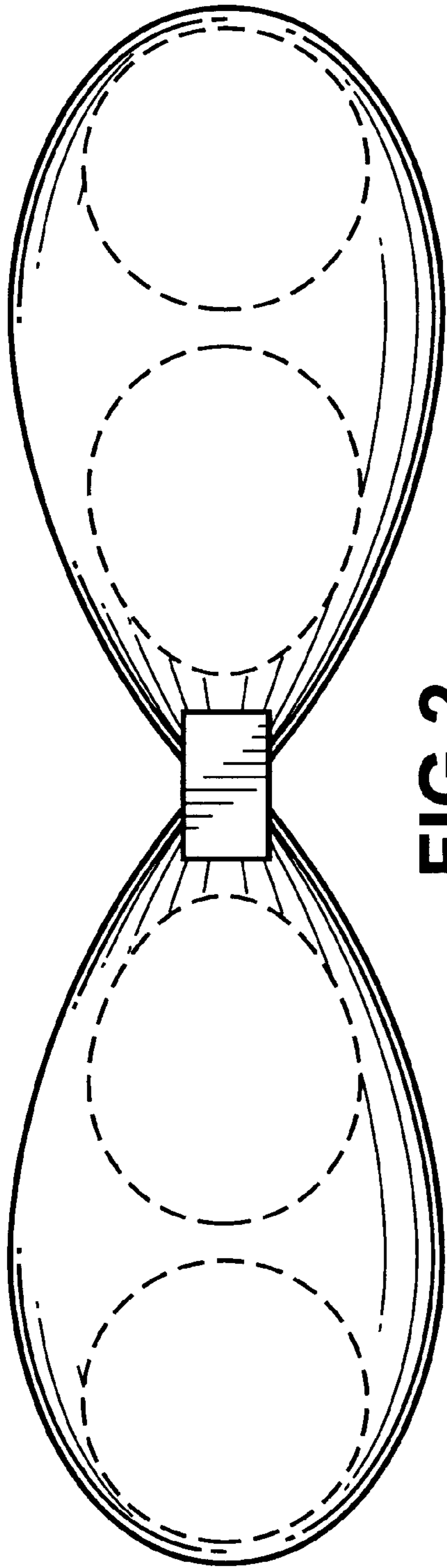


FIG. 2

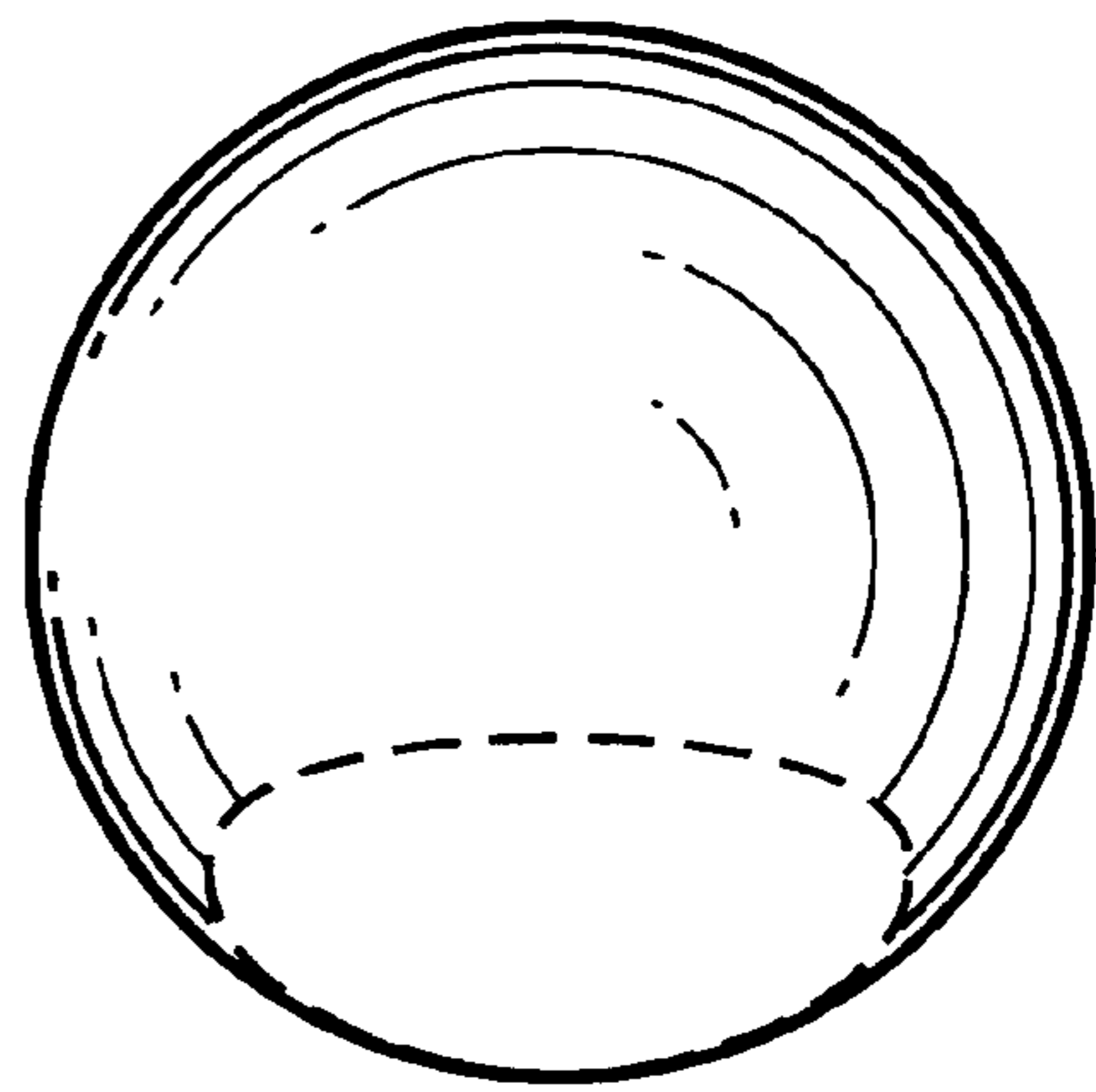


FIG. 3

