



US00D484467S

(12) **United States Design Patent**  
**de Leon**

(10) **Patent No.:** **US D484,467 S**

(45) **Date of Patent:** **\*\* Dec. 30, 2003**

(54) **CONTROL PANEL FOR A MOBILE PHONE  
AND/OR CAR OR OTHER VEHICULAR  
HANDSFREE DEVICE**

(75) Inventor: **Rodolfo de Leon, Malmö (SE)**

(73) Assignee: **Sony Ericsson Mobile  
Communications, AB (SE)**

(\*\*) Term: **14 Years**

(21) Appl. No.: **29/166,685**

(22) Filed: **Sep. 3, 2002**

(30) **Foreign Application Priority Data**

Mar. 4, 2002 (SE) ..... 02-0399

(51) **LOC (7) Cl.** ..... **13-03**

(52) **U.S. Cl.** ..... **D13/168**

(58) **Field of Search** ..... D10/104, 106;  
D13/162, 162.1, 164, 168; D14/191, 192,  
218; 307/10.1, 10.2; 341/23, 176; 340/5.54,  
5.62, 5.72, 539, 425.5, 426, 525, 825.39,  
825.36, 825.69, 825.72, 825.22, 825.5;  
348/734

(56) **References Cited**

**U.S. PATENT DOCUMENTS**

4,691,116 A \* 9/1987 Kiyono et al. .... 307/10.1  
D346,152 S \* 4/1994 Zaugg ..... D13/168  
D366,262 S \* 1/1996 Inaba ..... D14/218

5,652,587 A \* 7/1997 Liu ..... 341/176  
D431,486 S \* 10/2000 Iseli et al. .... D10/106  
6,127,920 A \* 10/2000 Chen ..... 340/425.5  
D436,933 S \* 1/2001 Armstrong ..... D13/168  
D441,524 S \* 5/2001 Shimizu et al. .... D3/207  
6,271,831 B1 \* 8/2001 Escobosa et al. .... 345/158  
D450,337 S \* 11/2001 Hamamura ..... D16/237  
6,366,202 B1 \* 4/2002 Rosenthal ..... 340/539

\* cited by examiner

*Primary Examiner*—Philip S. Hyder

*Assistant Examiner*—Selina Sikder

(74) *Attorney, Agent, or Firm*—Myers Bigel Sibley & Sajovec, P.A.

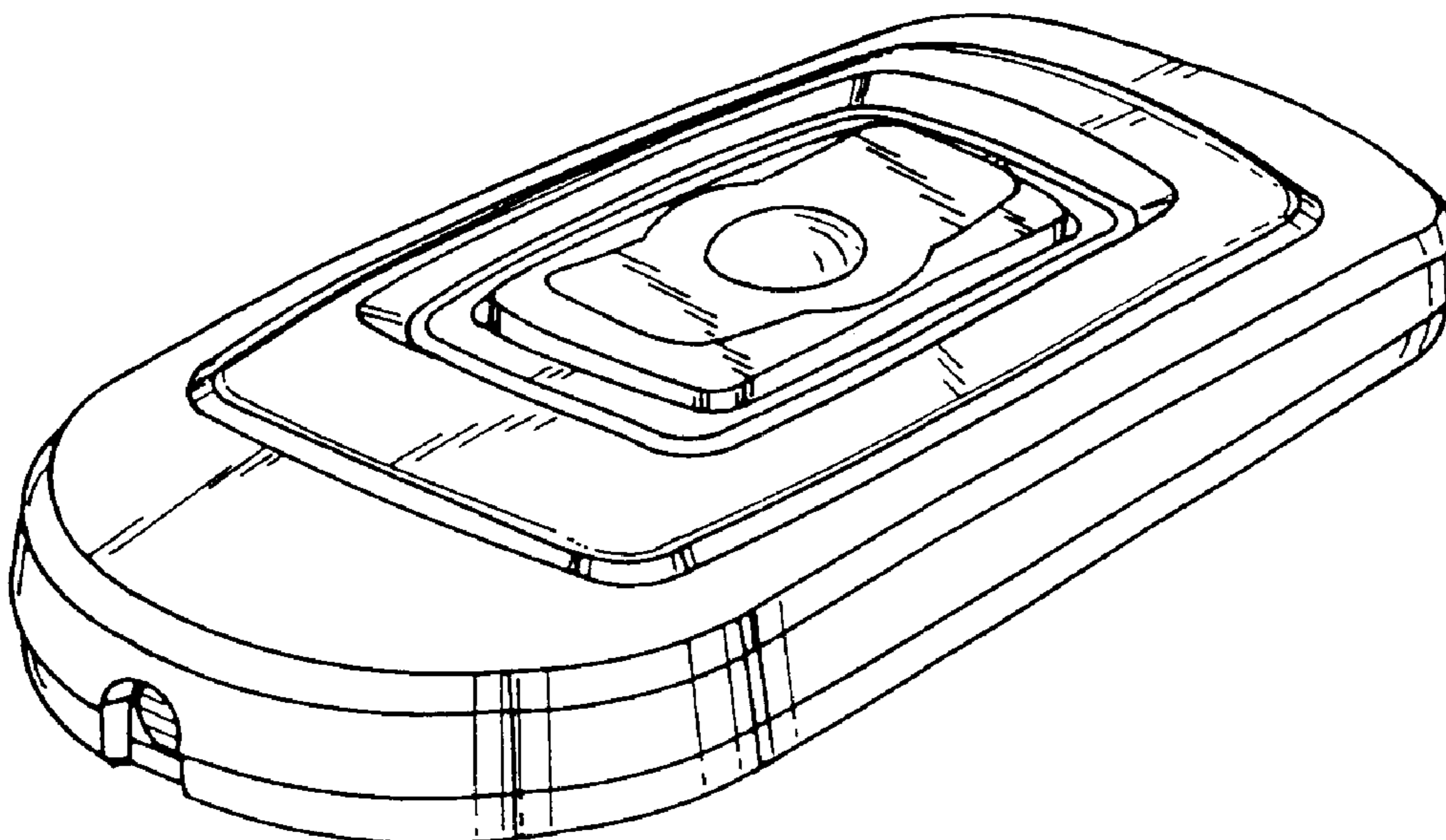
(57) **CLAIM**

The ornamental design for a control panel for a mobile phone and/or car or other vehicular handsfree device, as shown and described.

**DESCRIPTION**

FIG. 1 is a front perspective view of a control panel for a mobile phone and/or car or other vehicular handsfree device showing my design;  
FIG. 2 is a front view thereof;  
FIG. 3 is a back view thereof;  
FIG. 4 is a side view thereof;  
FIG. 5 is an opposite side view thereof;  
FIG. 6 is a top view thereof; and,  
FIG. 7 is a bottom view thereof.

**1 Claim, 1 Drawing Sheet**



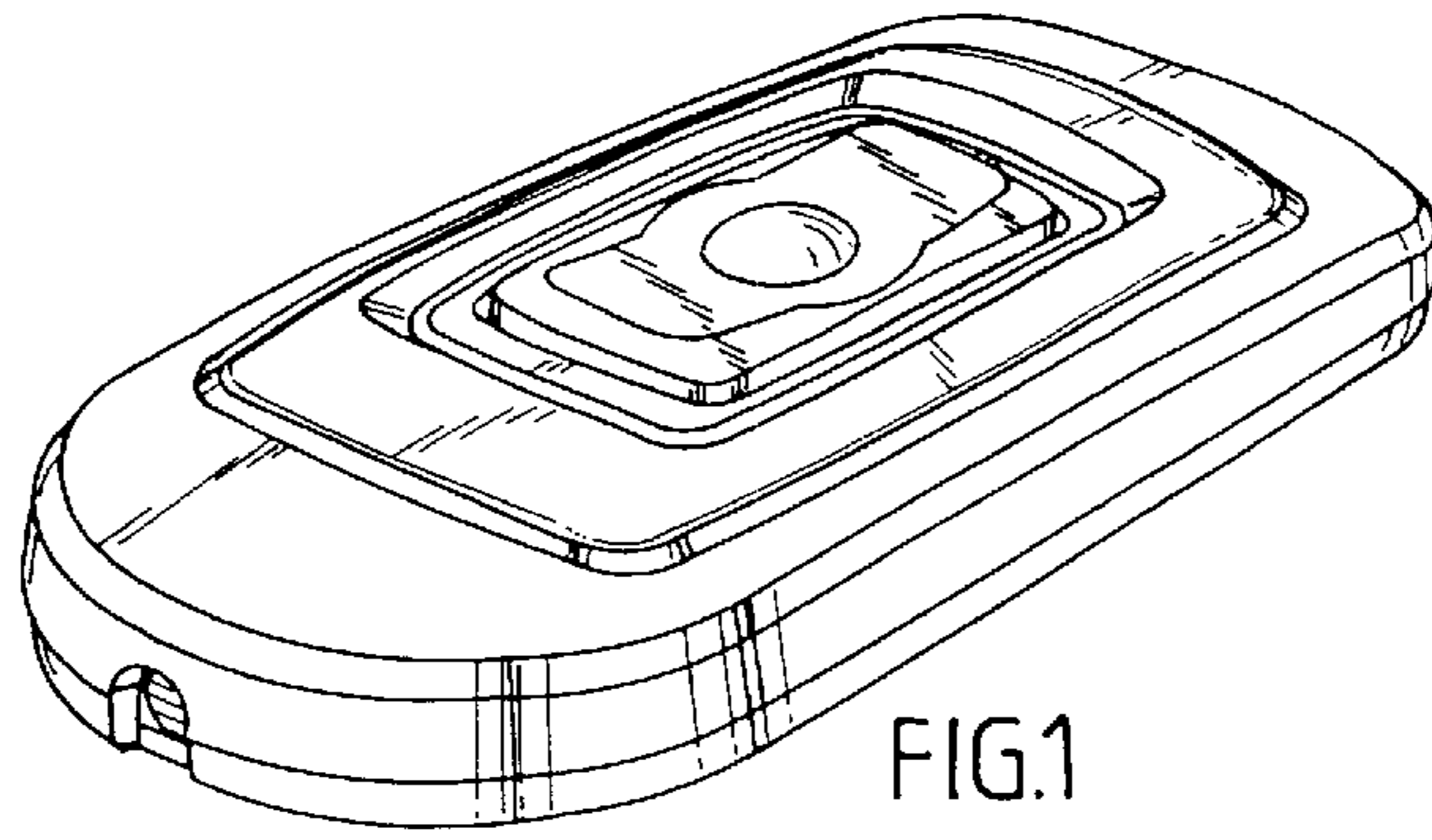


FIG.1

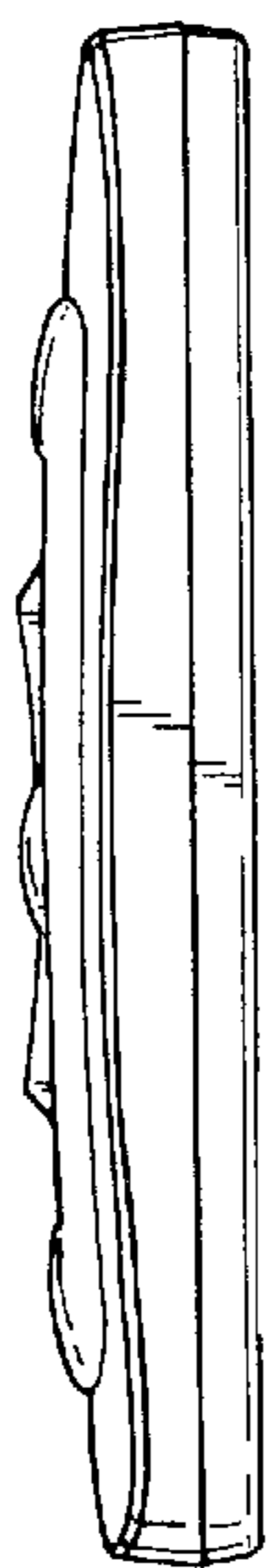


FIG.4

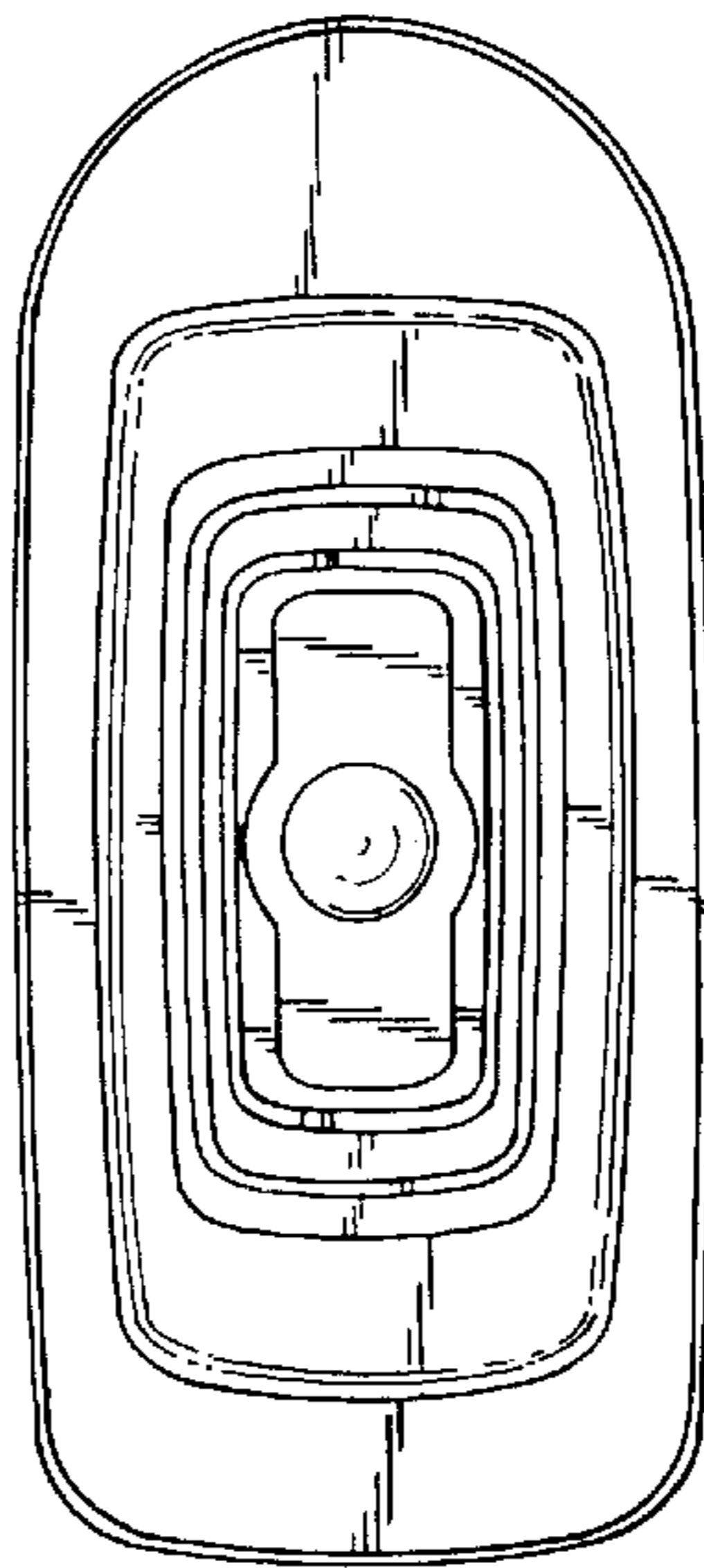


FIG.2



FIG.5




FIG.6

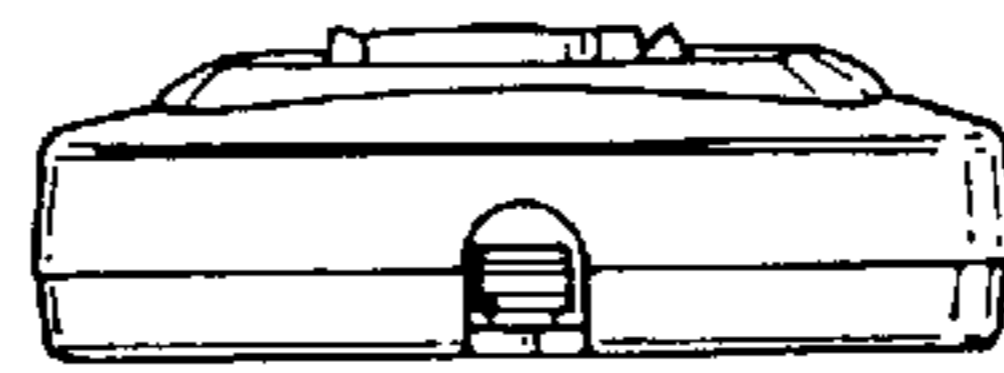


FIG.7

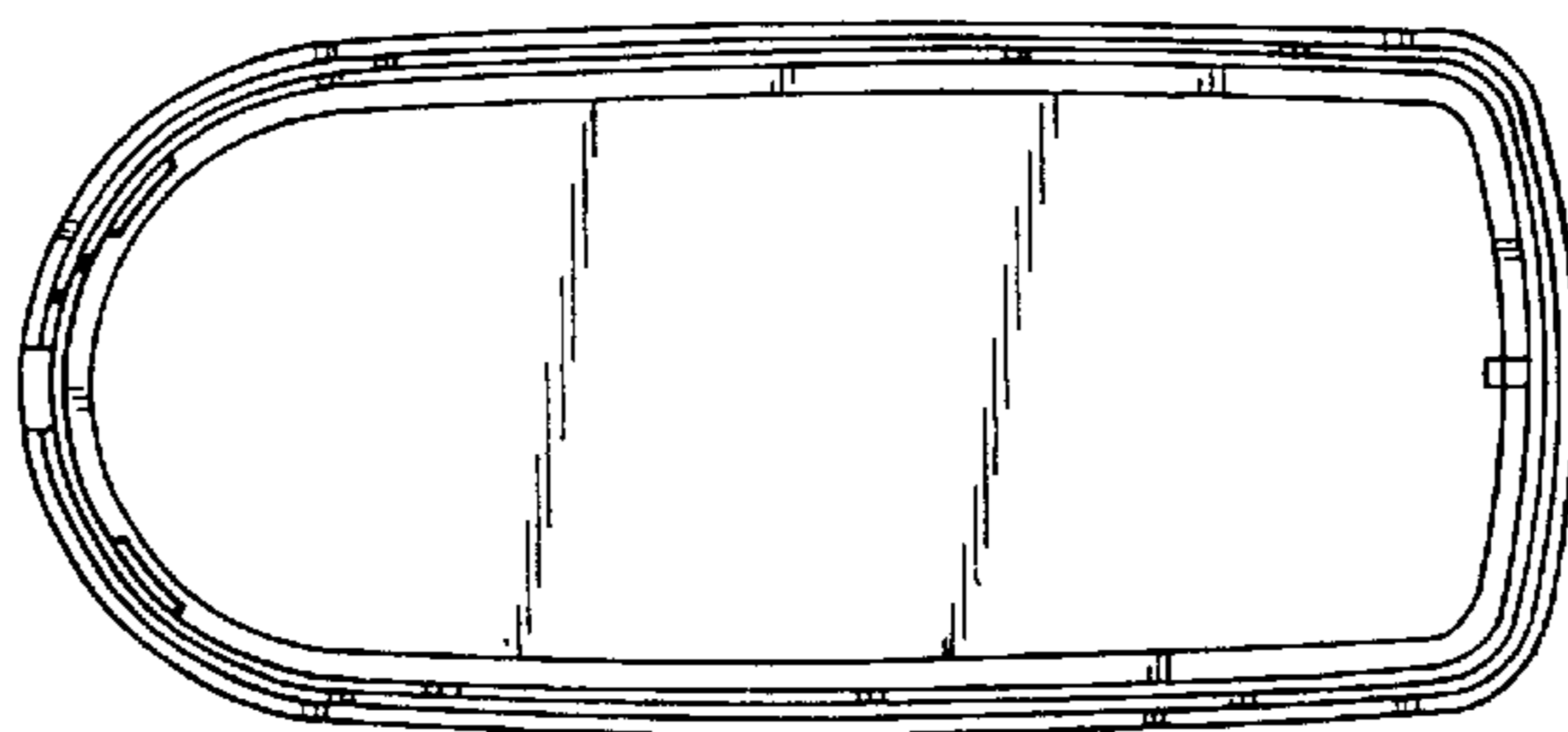


FIG.3