



US00D484453S

(12) **United States Design Patent**
Harris

(10) **Patent No.:** **US D484,453 S**

(45) **Date of Patent:** **** Dec. 30, 2003**

(54) **GAS CAN RACK**

(75) **Inventor:** **Glenn Harris, Camarillo, CA (US)**

(73) **Assignee:** **Southern California Gold Products, Inc., Camarillo, CA (US)**

(**) **Term:** **14 Years**

(21) **Appl. No.:** **29/180,124**

(22) **Filed:** **Apr. 18, 2003**

(51) **LOC (7) Cl.** **12-16**

(52) **U.S. Cl.** **D12/406**

(58) **Field of Search** D12/406, 162,
D12/412-414.1; D6/552, 556; D3/304-306;
224/400, 401, 488, 489-490, 494, 325-329,
324, 924, 42.32, 42.33, 42.38, 539, 309-310;
180/210, 215; 296/37.1; 280/760-762, 769,
727, 848

(56) **References Cited**

U.S. PATENT DOCUMENTS

4,277,008 A	*	7/1981	McCleary	280/769
5,826,768 A	*	10/1998	Gamulo	224/488 X
D413,562 S	*	9/1999	Van Dusen et al.	D12/412
D418,106 S	*	12/1999	Leitner et al.	D12/414
D422,553 S	*	4/2000	Vonduyke	D12/412
D434,718 S	*	12/2000	Kreisler	D12/412
D435,510 S	*	12/2000	Quidort	D12/412

D454,329 S	*	3/2002	Buseman	D12/412
D459,287 S	*	6/2002	Beard et al.	D12/406
6,447,032 B1	*	9/2002	Howell, Sr.	224/289 X
6,502,728 B2	*	1/2003	Savant	224/401
D470,451 S	*	2/2003	Bushart et al.	D12/412
D477,562 S	*	7/2003	McCoy et al.	D12/406

* cited by examiner

Primary Examiner—Stacia Cadmus

(74) *Attorney, Agent, or Firm*—Marvin E. Jacobs

(57) **CLAIM**

The ornamental design for gas can rack, as shown and described.

DESCRIPTION

FIG. 1 is an isometric view of the gas can rack of the invention (broken lines of the Humvee/Hummer are for illustrative purposes only and form no part of the claimed design;

FIG. 2 is a front view in elevation of the gas can rack of FIG. 1;

FIG. 3 is a right side view in elevation of the gas can rack of FIG. 1 (left side identical);


FIG. 4 is a rear view in elevation of the gas can rack of FIG. 1;

FIG. 5 is a top plan view of the gas can rack of FIG. 1; and,

FIG. 6 is a bottom plan view of the gas can rack of FIG. 1.

The gas can rack is shown on an enlarged scale in FIGS. 2-6.

1 Claim, 3 Drawing Sheets



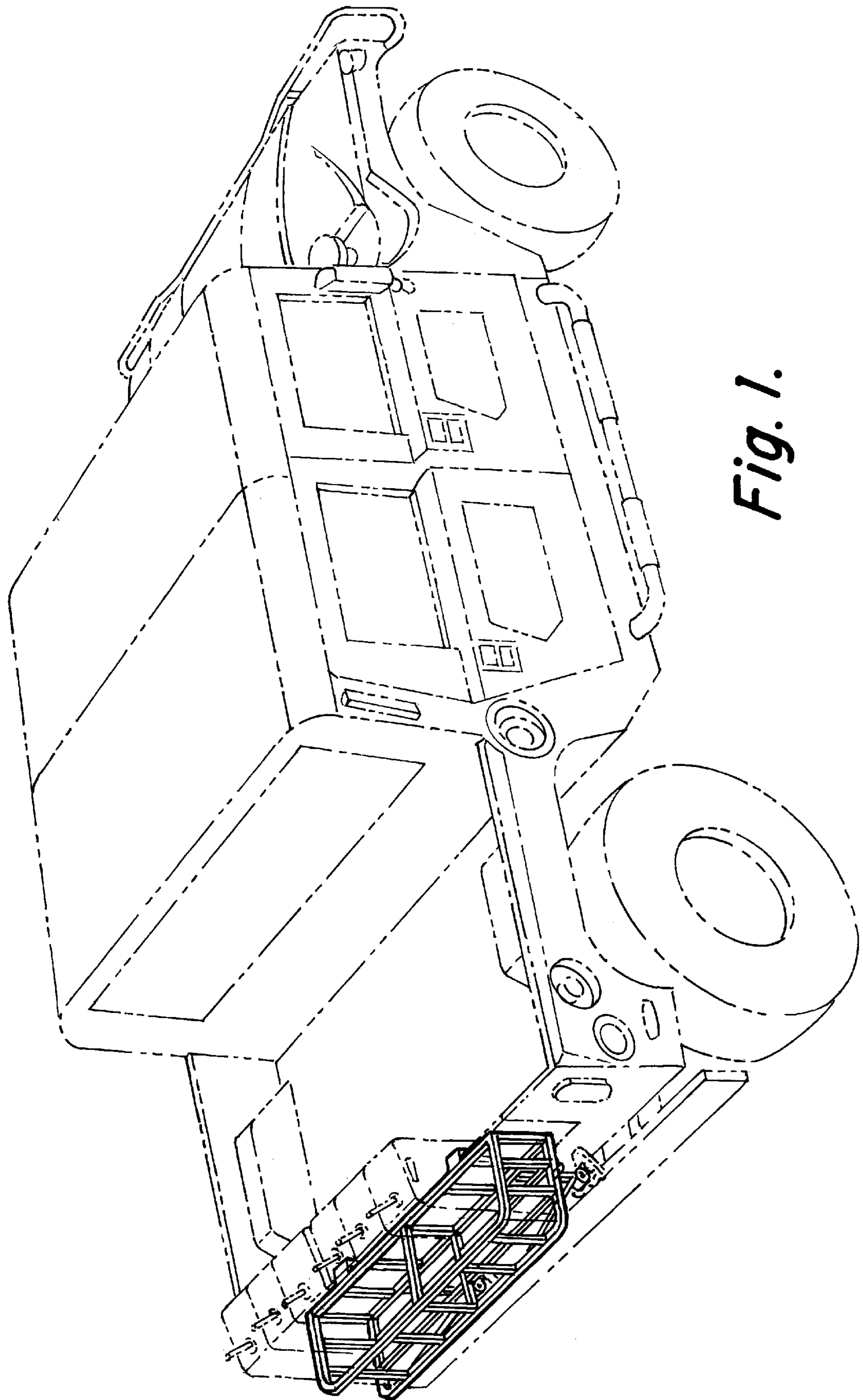


Fig. 1.




Fig. 2.

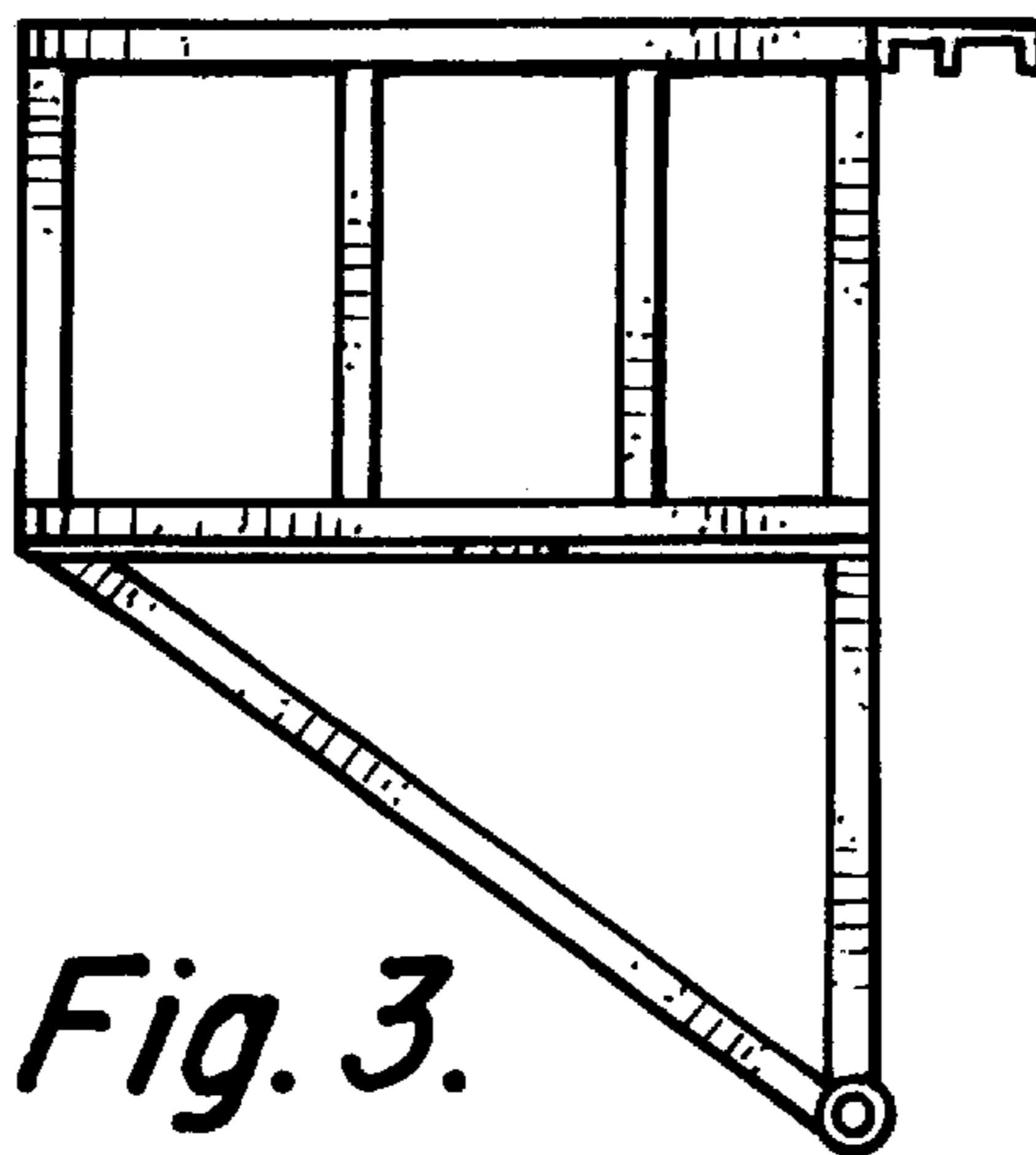


Fig. 3.

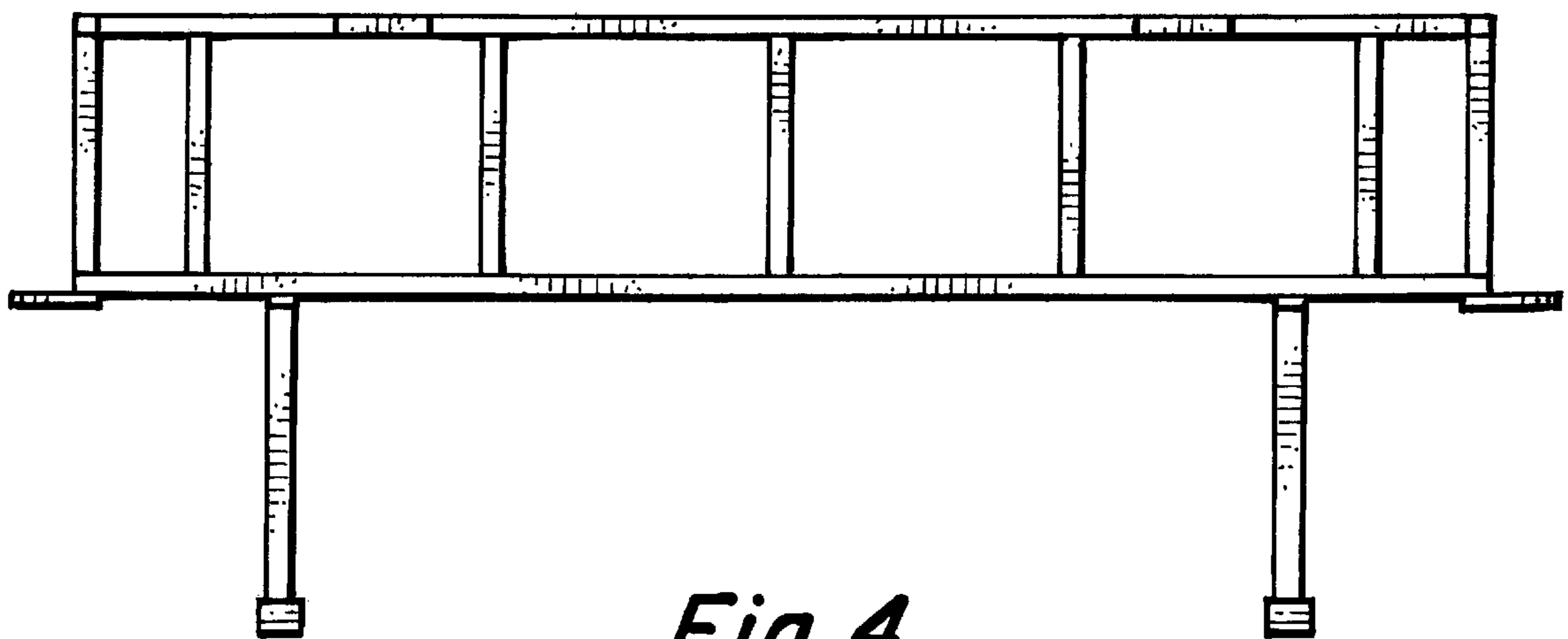


Fig. 4.

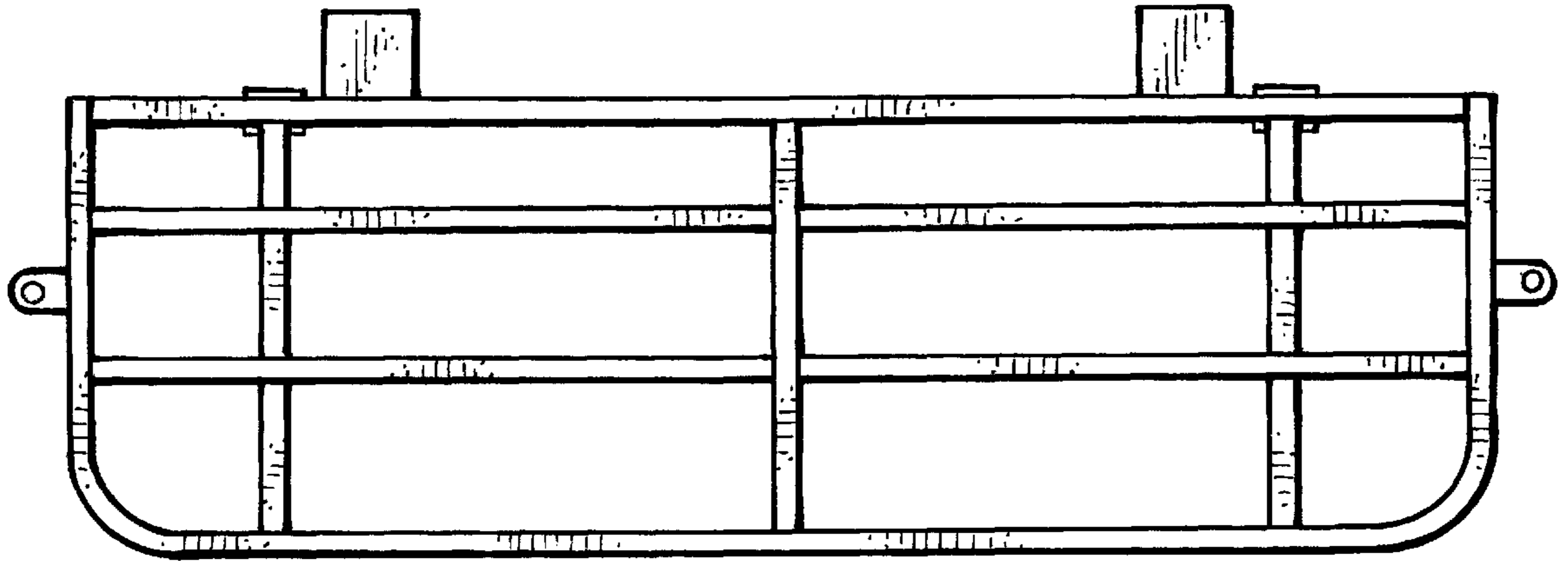


Fig. 5.

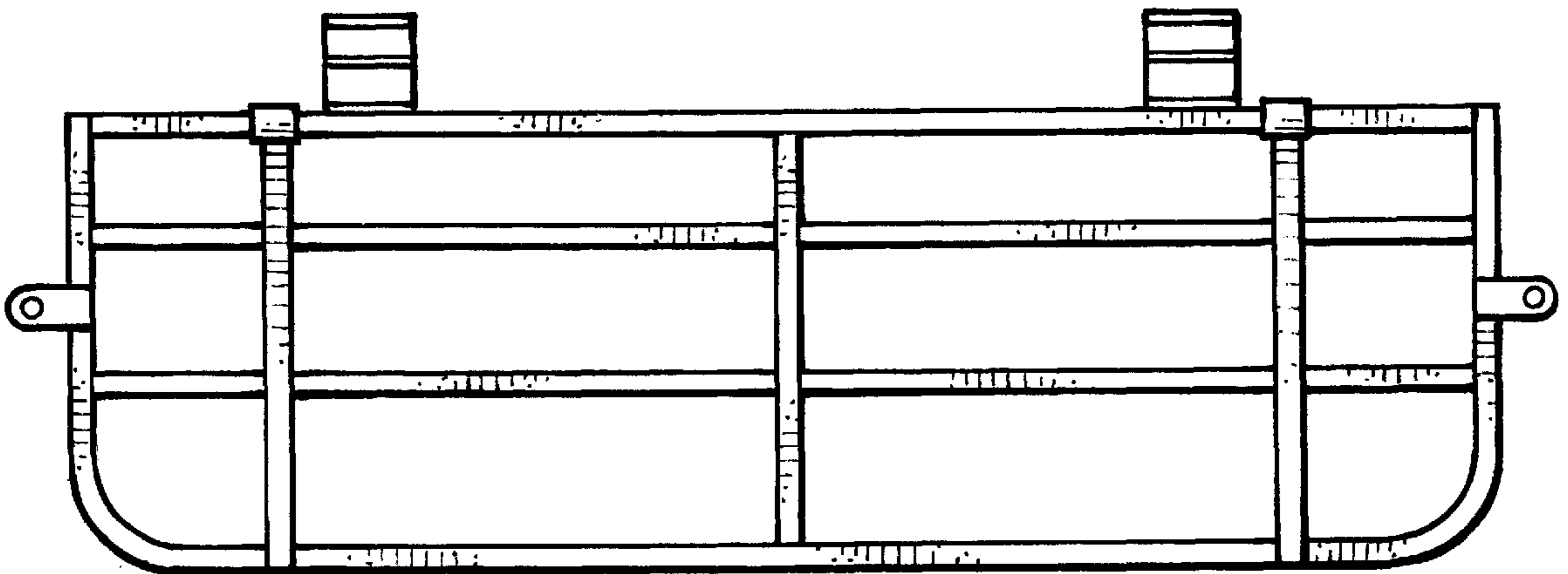


Fig. 6.