



US00D484419S

(12) **United States Design Patent**
Potocki et al.

(10) **Patent No.:** **US D484,419 S**

(45) **Date of Patent:** **** Dec. 30, 2003**

(54) **BOTTLE**

(75) Inventors: **Jan-Roman Potocki**, Warsaw (PL);
Ashley Carter, Amersham (GB)

(73) Assignee: **Episcia**, London (GB)

(**) Term: **14 Years**

(21) Appl. No.: **29/155,121**

(22) Filed: **Feb. 4, 2002**

(30) **Foreign Application Priority Data**

Sep. 21, 2001 (PL) Wp-125

(51) **LOC (7) Cl.** **09-01**

(52) **U.S. Cl.** **D9/573; D9/567; D9/574**

(58) **Field of Search** D9/500, 505, 516,
D9/520, 544, 563, 567, 568, 554, 571-575;
215/382-384, 396, 398, 400

(56) **References Cited**

U.S. PATENT DOCUMENTS

D35,668 S	*	2/1902	Taussig	D9/544 X
D35,894 S	*	5/1902	Hudnut	D9/544
D41,238 S	*	3/1911	Brawner	D9/544
D47,298 S	*	5/1915	Hays	D9/544
D143,657 S	*	1/1946	Graham	D9/544
D180,828 S	*	8/1957	Funkey	D9/571
D284,836 S	*	7/1986	Biesecker	D9/572
D311,492 S	*	10/1990	Pearse	D9/544
D343,580 S	*	1/1994	Reynaud	D9/546 X
D352,246 S	*	11/1994	Samimi et al.	D9/573 X

D362,391 S	*	9/1995	Gobe	D9/573
D379,765 S	*	6/1997	Hencher	D9/542
D432,922 S	*	10/2000	Gose	D9/571
D465,735 S	*	11/2002	Woodall	D9/574 X

* cited by examiner

Primary Examiner—Philip S. Hyder

Assistant Examiner—Carol Rademaker

(74) *Attorney, Agent, or Firm*—Darby & Darby

(57) **CLAIM**

The ornamental design for a bottle, as shown and described.

DESCRIPTION

FIG. 1 is a front perspective view of a bottle according to a first embodiment showing our new design;

FIG. 2 is a front elevational view thereof with the rear being a mirror image thereof;

FIG. 3 is a right side view thereof with the left side being a mirror image thereof;

FIG. 4 is a top plan view thereof;

FIG. 5 is a front perspective view of a bottle according to a second embodiment showing our new design;

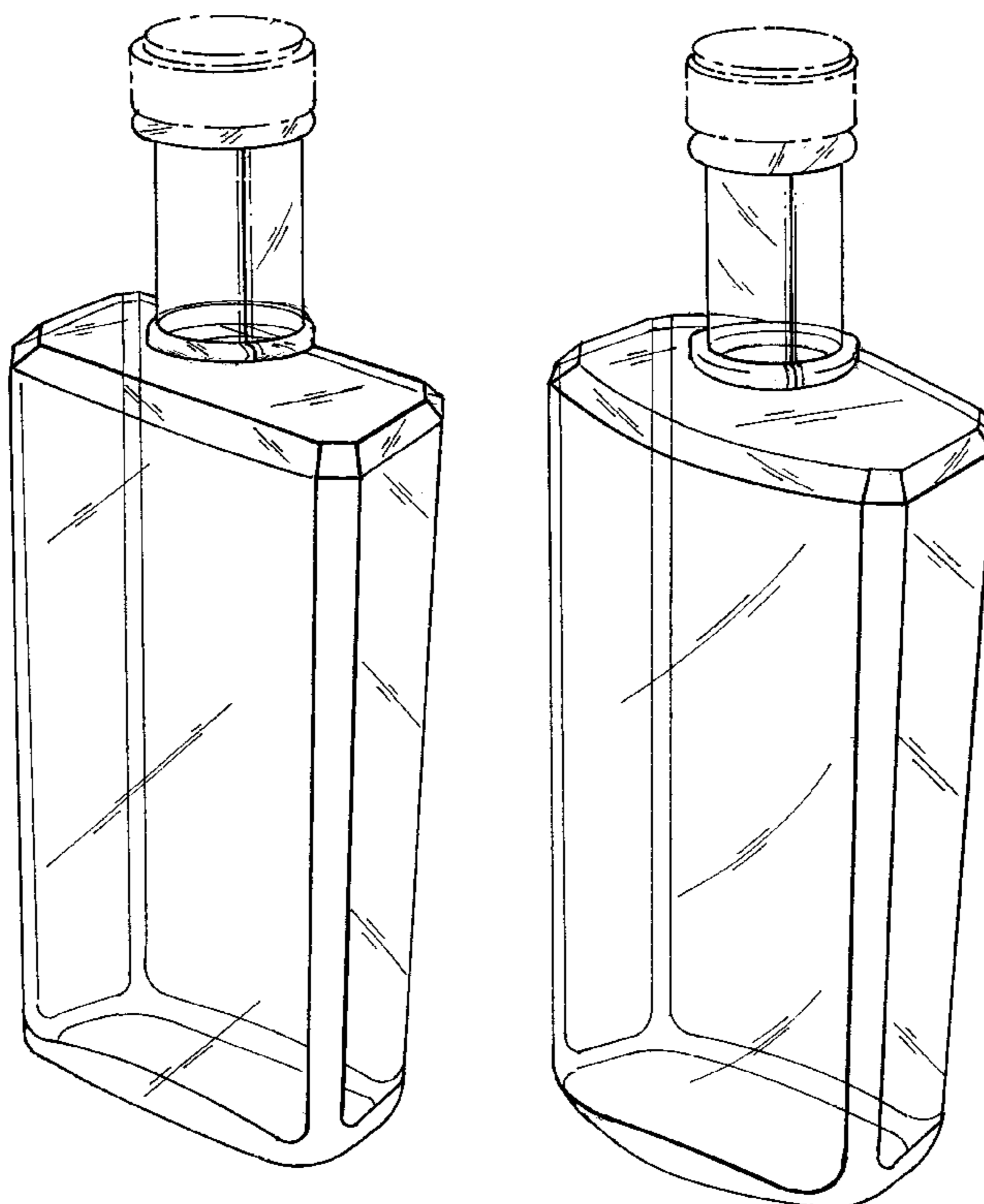
FIG. 6 a front elevational view thereof with the rear being a mirror image thereof;

FIG. 7 is a right side view thereof with the left side being a mirror image thereof; and,

FIG. 8 is a top plan view thereof.

The broken line showing of a cap is for illustrative purposes only and forms no part of the claimed design.

1 Claim, 3 Drawing Sheets



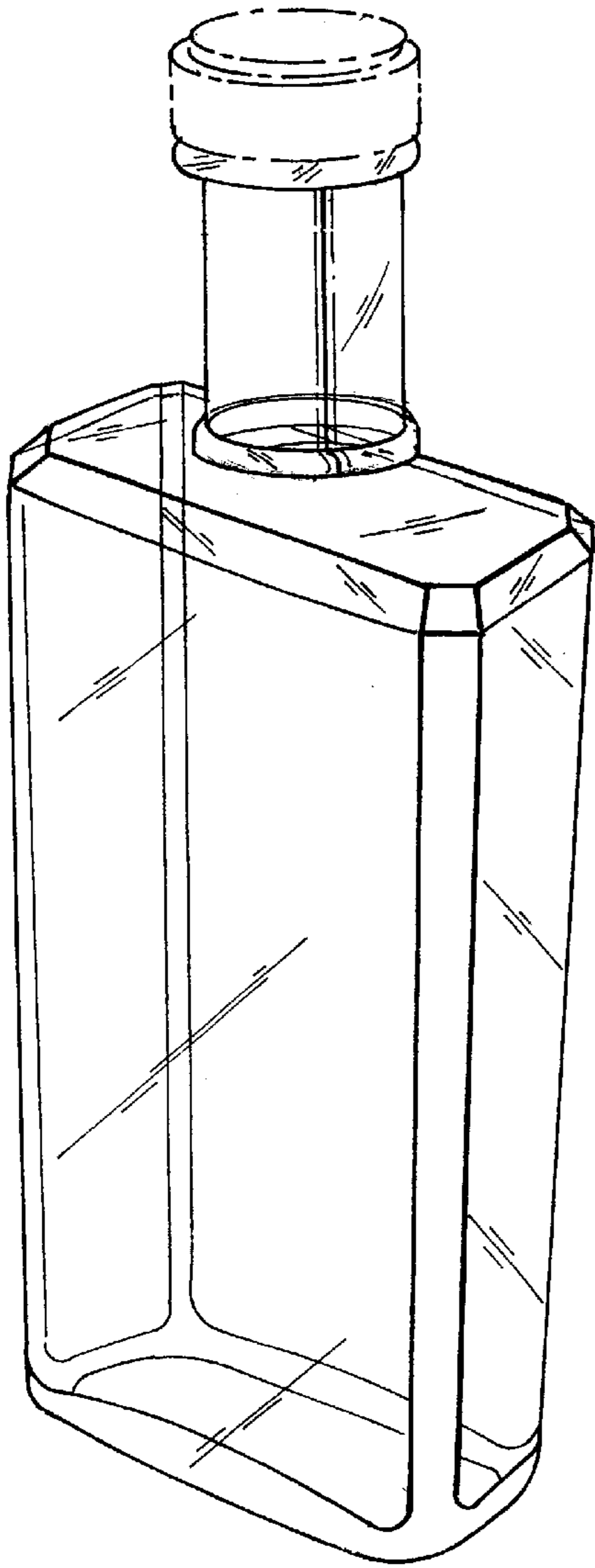


FIG. 1

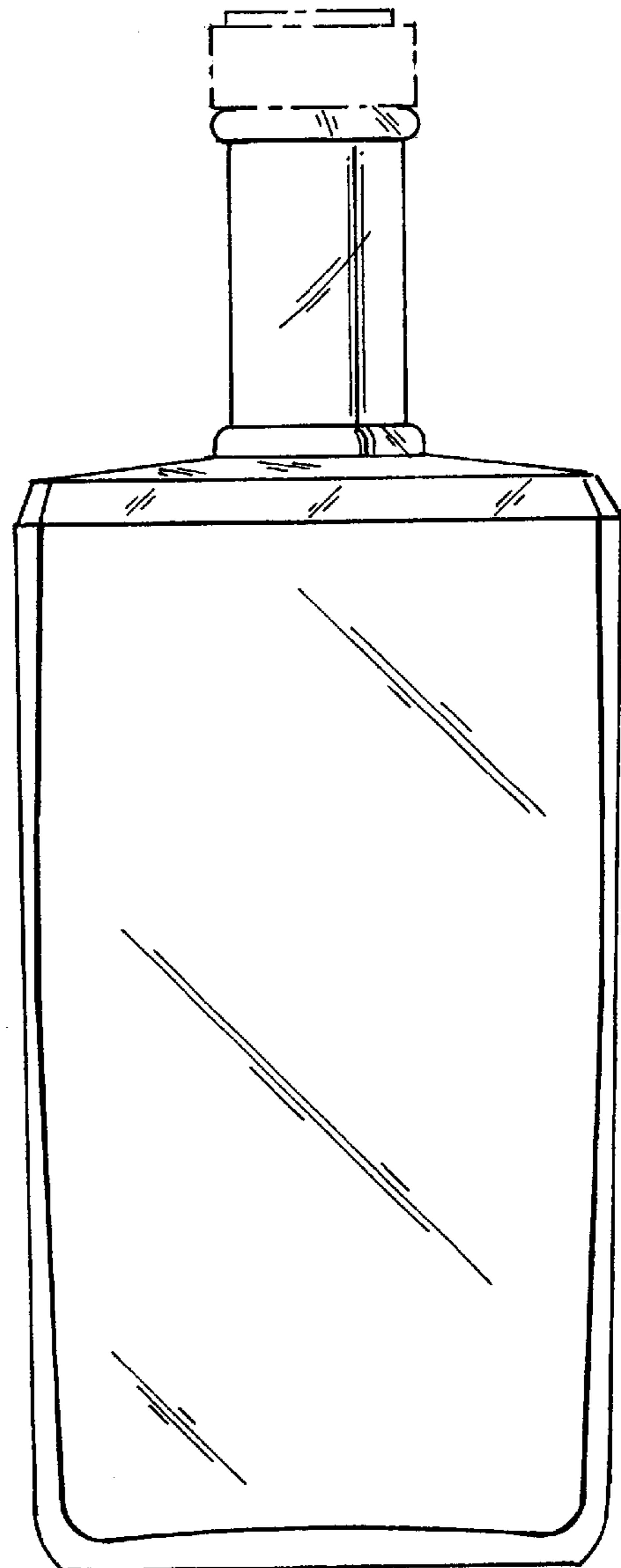


FIG. 2

FIG. 3

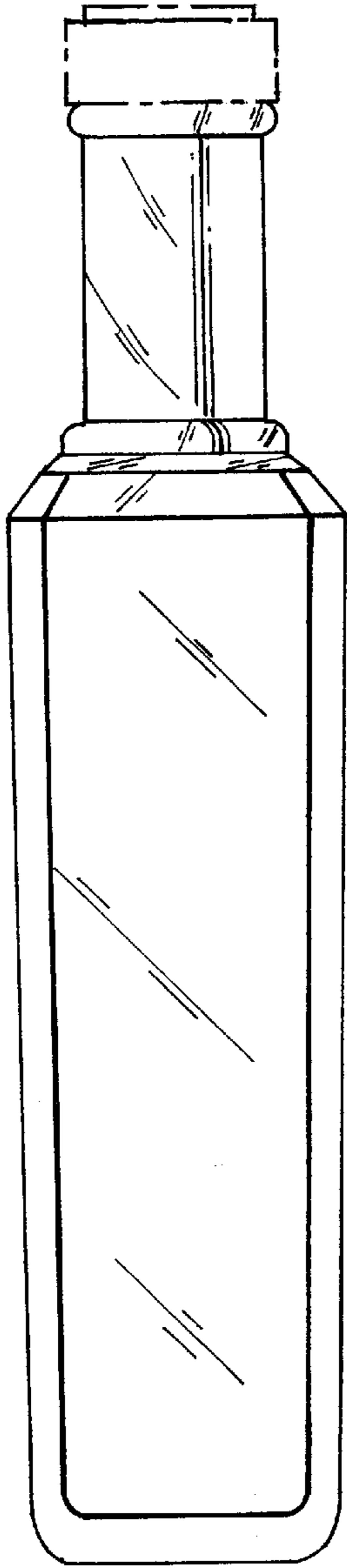


FIG. 5

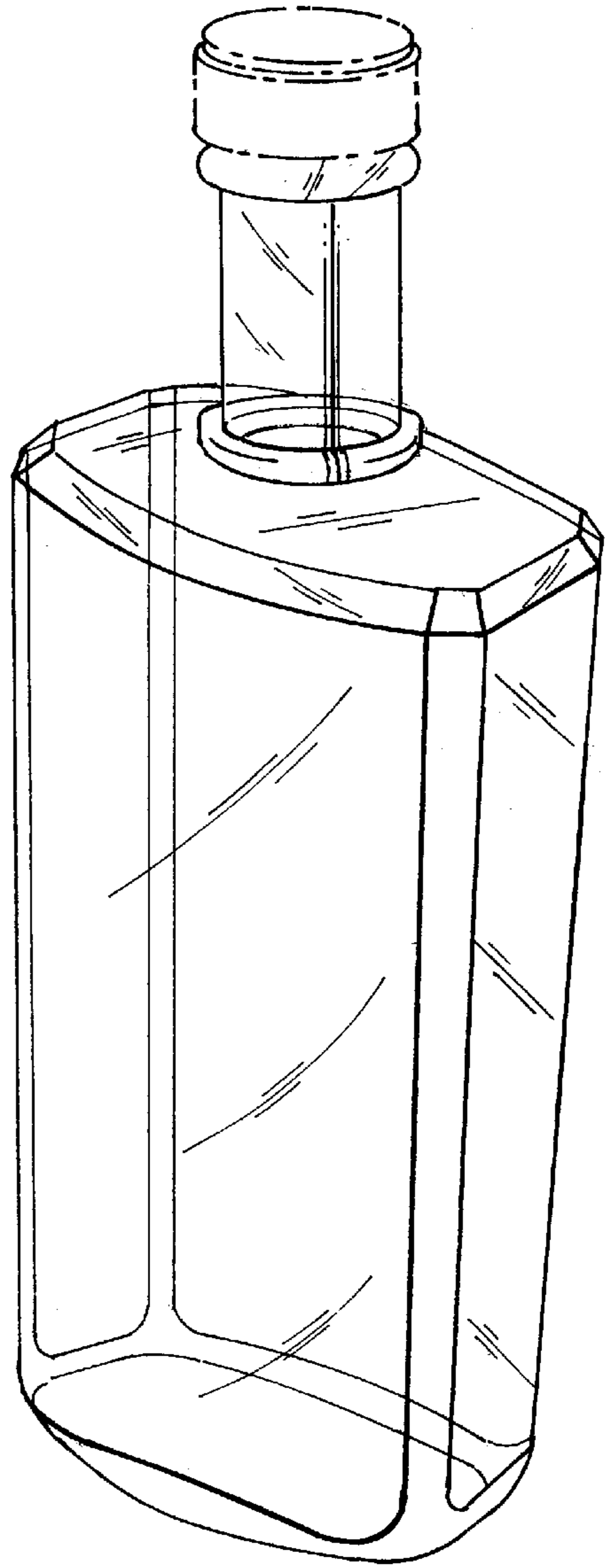


FIG. 4

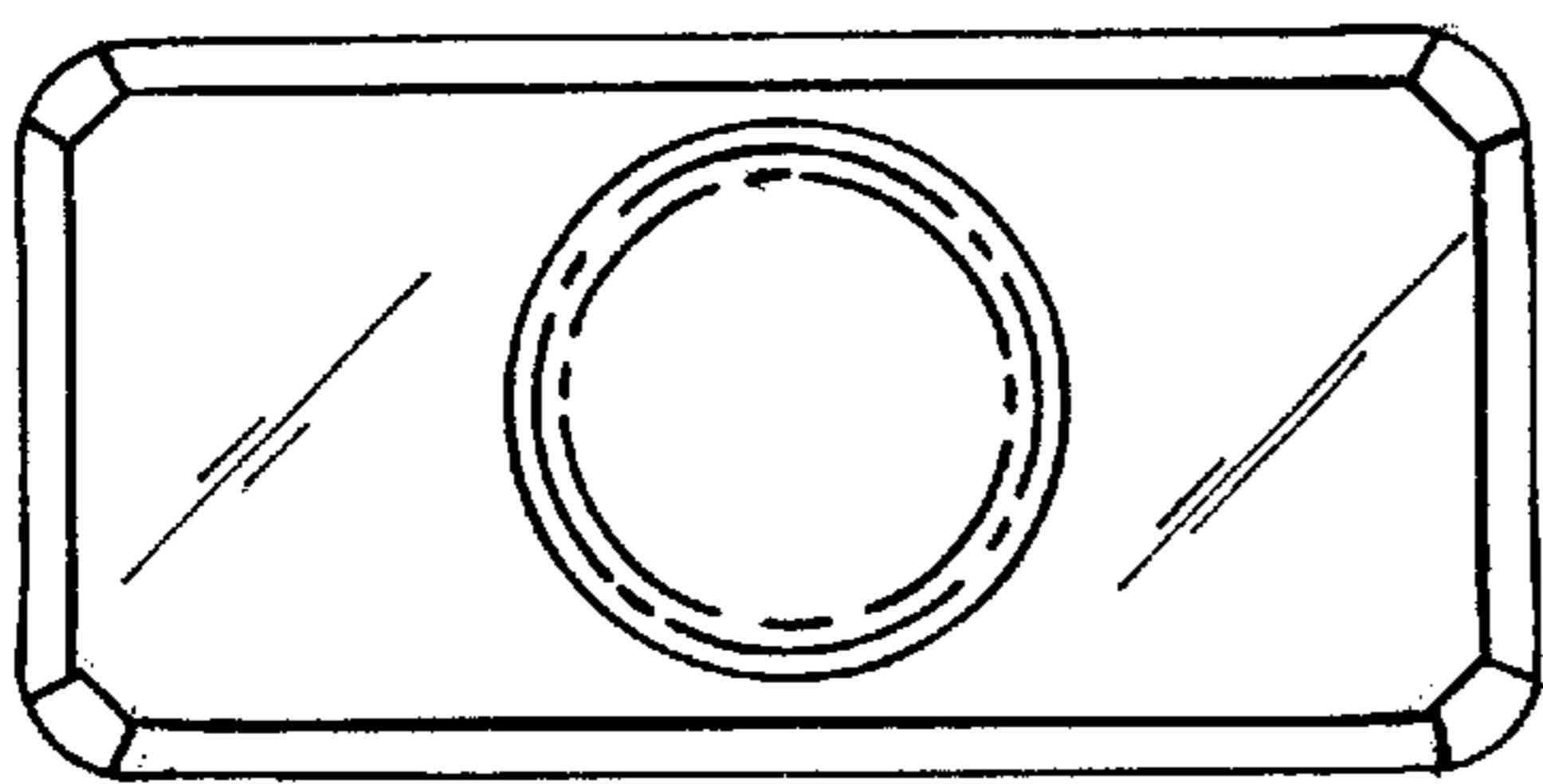


FIG. 6

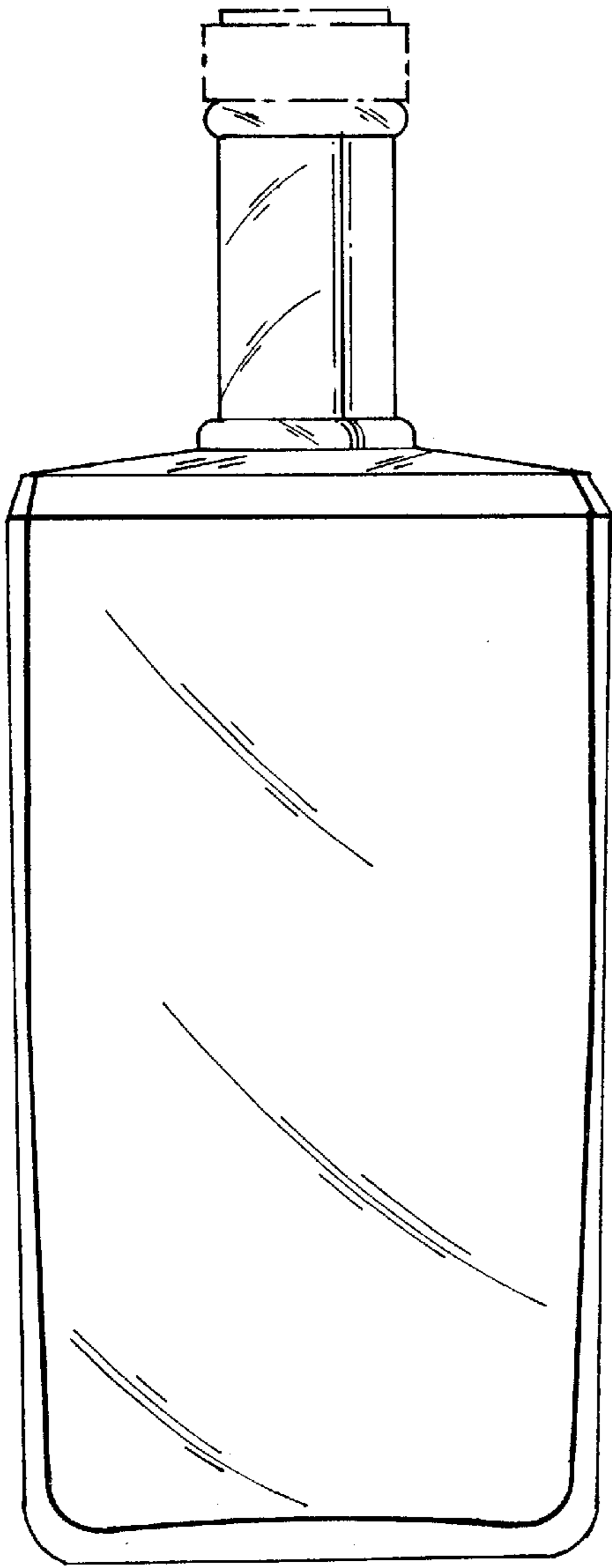


FIG. 7

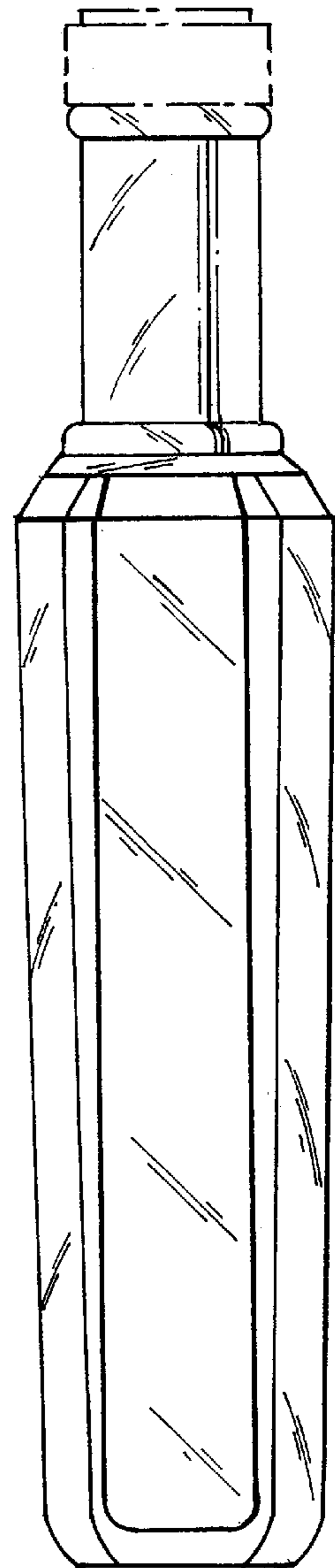


FIG. 8

