



US00D484402S

(12) **United States Design Patent**  
**Crawford**

(10) **Patent No.:** **US D484,402 S**

(45) **Date of Patent:** **\*\* Dec. 30, 2003**

(54) **CONTAINER AND PUMP**

(75) **Inventor:** **John C. Crawford, Mahopac, NY (US)**

(73) **Assignee:** **Colgate-Palmolive Company, New York, NY (US)**

(\*\*) **Term:** **14 Years**

(21) **Appl. No.:** **29/178,751**

(22) **Filed:** **Mar. 31, 2003**

(51) **LOC (7) Cl.** ..... **09-01**

(52) **U.S. Cl.** ..... **D9/300**

(58) **Field of Search** ..... D9/300, 529, 530,  
D9/542, 543, 549, 550, 558, 560, 571,  
573, 574; 222/382, 384, 531; 220/320,  
321.1, 321.6, 321.7, 321.8, 321.9

(56) **References Cited**

**U.S. PATENT DOCUMENTS**

D201,396 S \* 6/1965 Matthews ..... D9/571 X

D220,868 S \* 6/1971 Strand ..... D9/542

D460,348 S \* 7/2002 Crawford et al. .... D9/300

D470,043 S \* 2/2003 Crawford ..... D9/300

\* cited by examiner

*Primary Examiner*—Paula A. Mortimer

(74) *Attorney, Agent, or Firm*—Michael J. McGreal

(57) **CLAIM**

The ornamental design for a container and pump, as shown and described.

**DESCRIPTION**

FIG. 1 is a front elevation view of the container and pump of my design;

FIG. 2 is a rear elevation view thereof;

FIG. 3 is a left side elevation view thereof;

FIG. 4 is a right side elevation view thereof; and,

FIG. 5 is a top plan view thereof.

**1 Claim, 5 Drawing Sheets**






FIG. 1



FIG. 2




FIG. 3




FIG. 4

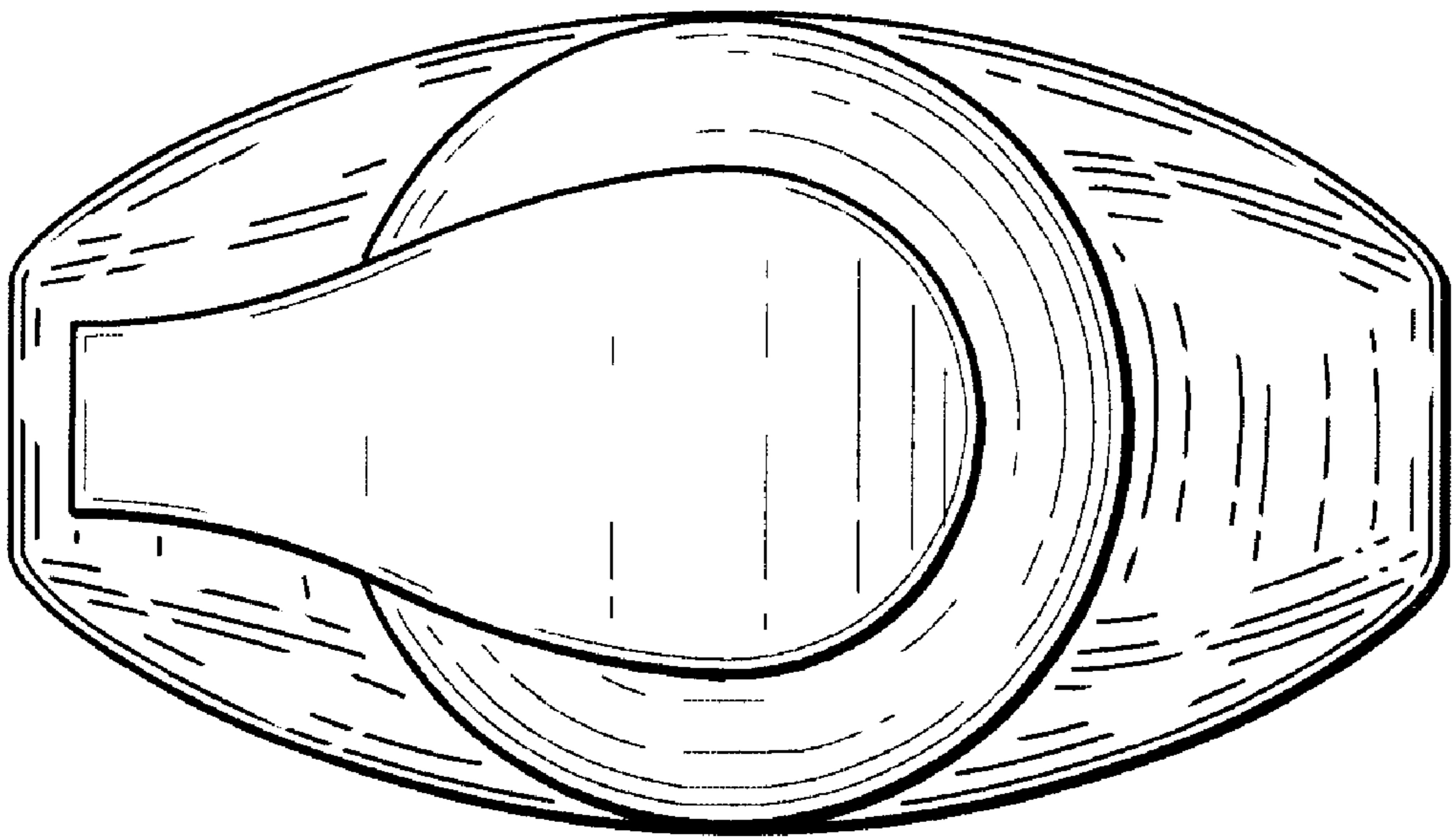


FIG. 5