



US00D484369S

(12) **United States Design Patent**
Ito

(10) **Patent No.:** **US D484,369 S**

(45) **Date of Patent:** **** Dec. 30, 2003**

(54) **SPOON**

D468,974 S * 1/2003 Freeman et al. D7/653

(75) Inventor: **Yukiko Ito**, Oneida, NY (US)

* cited by examiner

(73) Assignee: **Oneida, Ltd.**, Oneida, NY (US)

Primary Examiner—Caron D. Veynar

(**) Term: **14 Years**

(74) *Attorney, Agent, or Firm*—Wall Marjama & Bilinski LLP

(21) Appl. No.: **29/178,772**

(57) **CLAIM**

(22) Filed: **Mar. 31, 2003**

The ornamental design for a spoon, as shown and described.

(51) **LOC (7) Cl.** **07-03**

DESCRIPTION

(52) **U.S. Cl.** **D7/653**

FIG. 1 is a top plan view of a spoon, illustrating my new Design;

(58) **Field of Search** D7/642-664, 401.2;
30/147-150, 322-328

FIG. 2 is a left side elevation view thereof; the right side elevation view being a mirror image thereof;

(56) **References Cited**

FIG. 3 is a bottom plan view thereof;

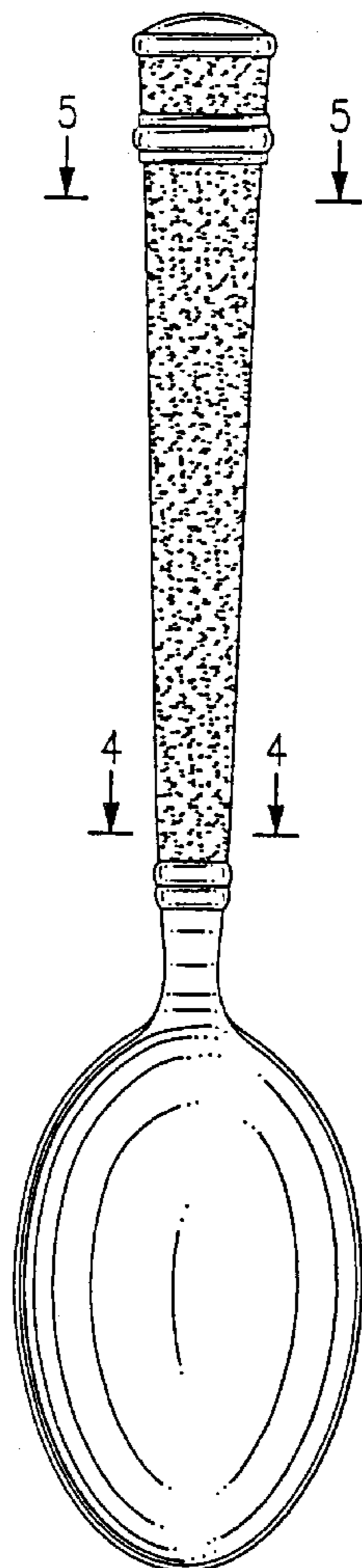
U.S. PATENT DOCUMENTS

FIG. 4 is a cross-sectional view taken through line 4—4 of FIG. 1; and,

- D247,086 S * 1/1978 Gonshorek D7/645
- D271,365 S * 11/1983 Cassini D7/662
- D275,069 S * 8/1984 Laslo D7/664
- D448,255 S * 9/2001 Shane-Schuldt D7/653
- D463,956 S * 10/2002 Richmond D7/653

FIG. 5 is a cross-sectional view taken through line 5—5 of FIG. 1.

1 Claim, 1 Drawing Sheet



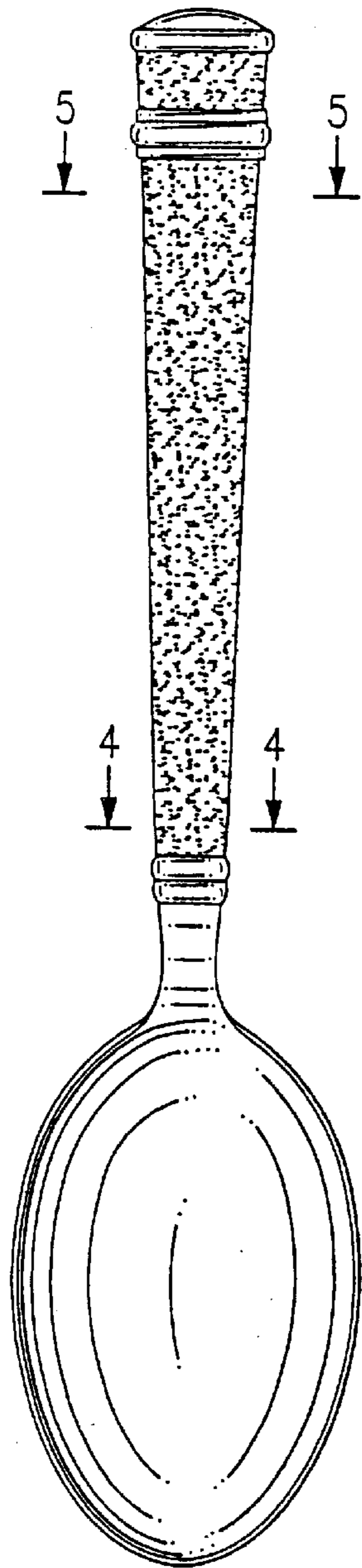


FIG. 1

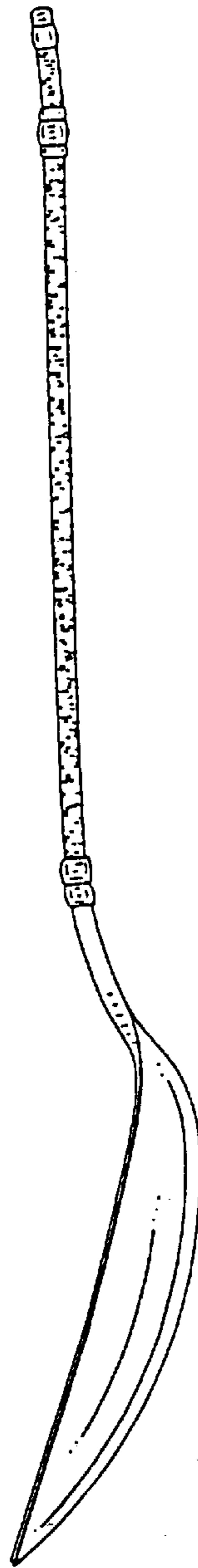


FIG. 2

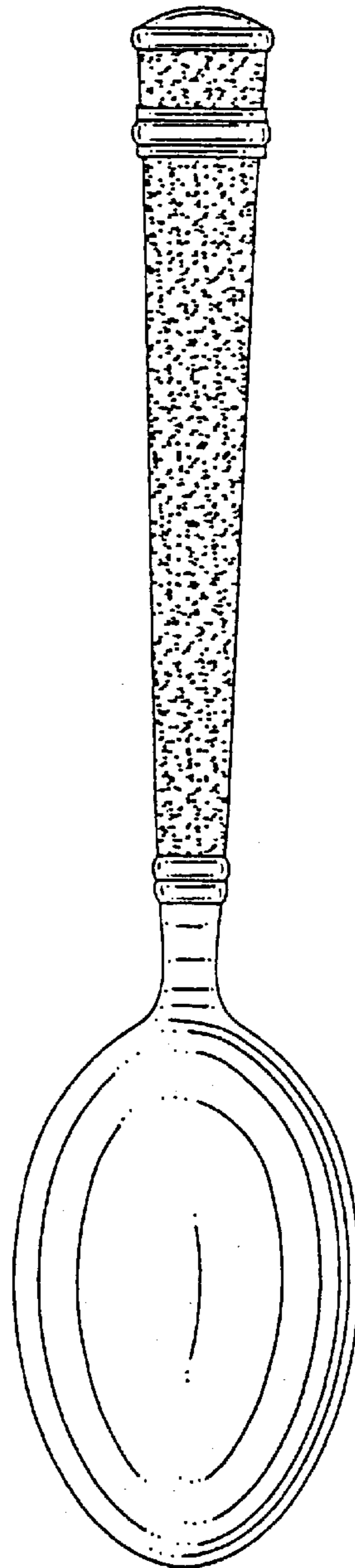


FIG. 3



FIG. 4



FIG. 5