



US00D484364S

(12) **United States Design Patent**
Bailey et al.

(10) **Patent No.:** **US D484,364 S**

(45) **Date of Patent:** **** Dec. 30, 2003**

(54) **FOOD TRAY**

(75) Inventors: **Earl E. Bailey**, Manchester, MO (US);
Chad Beachum, Allendale, MI (US);
Nickolas Latorre, Spring Lake, MI (US)

(73) Assignee: **Gerber Products Company**,
Reedsburg, WI (US)

(**) Term: **14 Years**

(21) Appl. No.: **29/156,705**

(22) Filed: **Mar. 4, 2002**

(51) **LOC (7) Cl.** **07-01**

(52) **U.S. Cl.** **D7/553.2; D7/357; D9/341**

(58) **Field of Search** D7/541, 550.1,
D7/553.1-557, 629, 354-361; D9/341,
346, 347, 429; D3/310; D32/53.1; 206/557,
558, 561, 565; 219/735; 220/570, 571,
573.1-575, 500, 507, 553-556; 99/439

(56) **References Cited**

U.S. PATENT DOCUMENTS

D184,057 S	12/1958	Kearn	
D219,263 S	11/1970	Castelli et al.	
D224,554 S	* 8/1972	Swett	D7/629
D232,302 S	* 8/1974	Lazure	D9/347
D235,498 S	* 6/1975	Day	D7/553.3
4,574,174 A	* 3/1986	McGonigle	219/735
D283,666 S	5/1986	Holzkopf	
D284,727 S	7/1986	Gerber	
D292,878 S	11/1987	Commisso et al.	D9/341
D293,769 S	1/1988	Gilardone, Jr.	D9/415
D301,192 S	5/1989	DeCoster	
D305,085 S	12/1989	Otto	
D312,896 S	12/1990	Goetz	D30/130
D316,359 S	4/1991	Anderson	D7/549
D339,522 S	9/1993	Zoss	D9/347
D367,172 S	* 2/1996	Brightbill et al.	D3/310
D371,940 S	7/1996	Krupa	D7/549
D372,170 S	7/1996	Ahern, Jr.	D7/549
5,624,051 A	4/1997	Ahern, Jr. et al.	220/553
D386,075 S	11/1997	Hayes et al.	D9/341
D387,272 S	12/1997	Lippincott	D9/347

D387,986 S	12/1997	Hayes et al.	D9/435
D392,884 S	3/1998	Hayes	D9/431
5,853,105 A	* 12/1998	Roman et al.	220/575
D408,733 S	4/1999	McCann	D9/423
5,919,501 A	7/1999	Rozzano	426/87
D416,751 S	11/1999	Sawyer et al.	D7/359
D417,366 S	12/1999	Obra	D7/549
D420,180 S	2/2000	Mason et al.	D32/35
D420,855 S	2/2000	Hurley	D7/549
D433,592 S	11/2000	Hopkins	D7/359
D436,854 S	1/2001	Feldmeier	D9/341
6,187,354 B1	2/2001	Hopkins	426/234
D441,615 S	5/2001	Dretzka	D7/629
D442,484 S	5/2001	Maxwell et al.	D9/347
D443,205 S	6/2001	Mangla et al.	D9/434
D446,085 S	8/2001	Dretzka	D7/629
D448,130 S	9/2001	Wagner	D32/53.1

* cited by examiner

Primary Examiner—Carol D. Veynar

(74) *Attorney, Agent, or Firm*—Drinker Biddle & Reath LLP

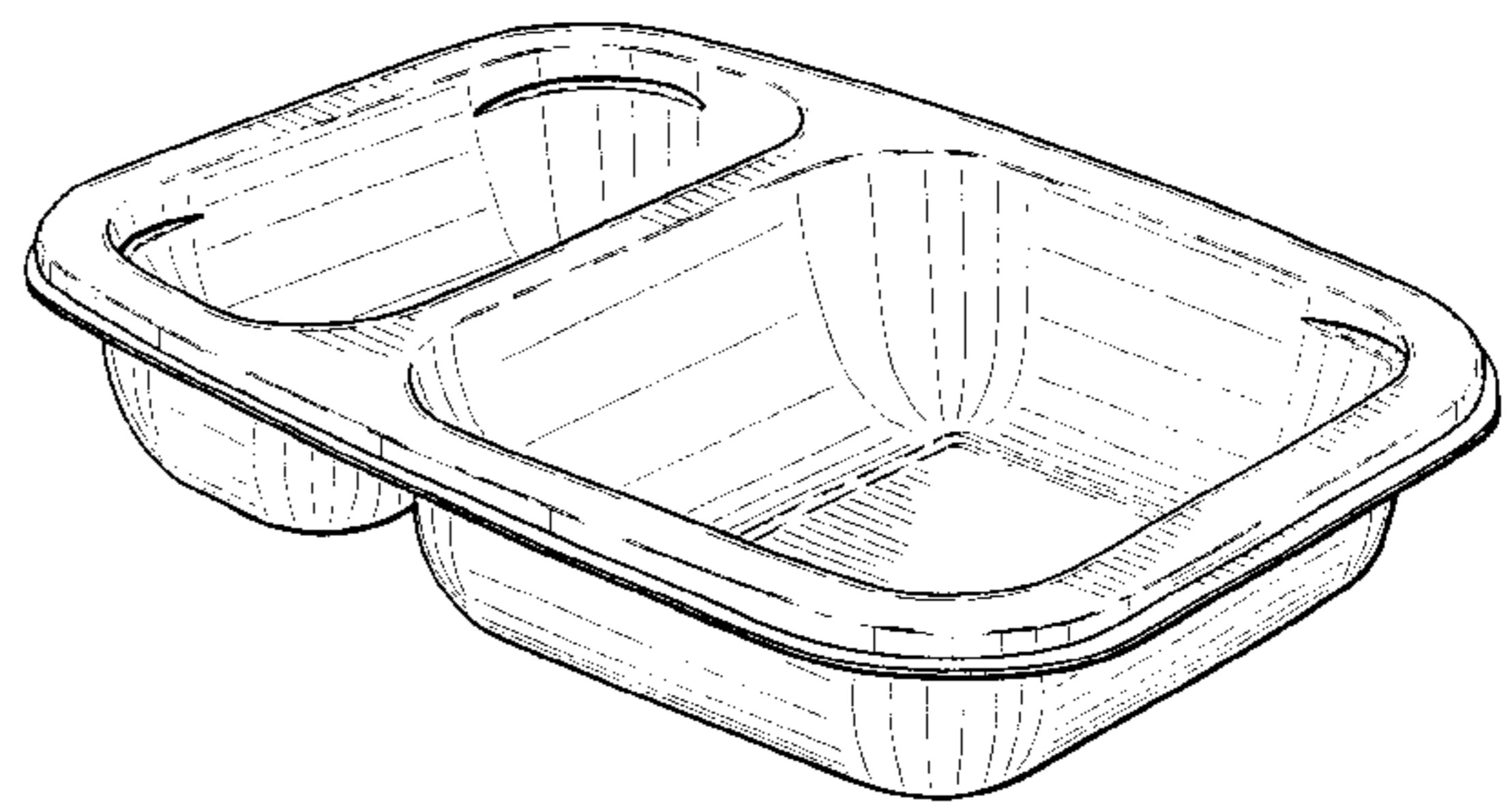
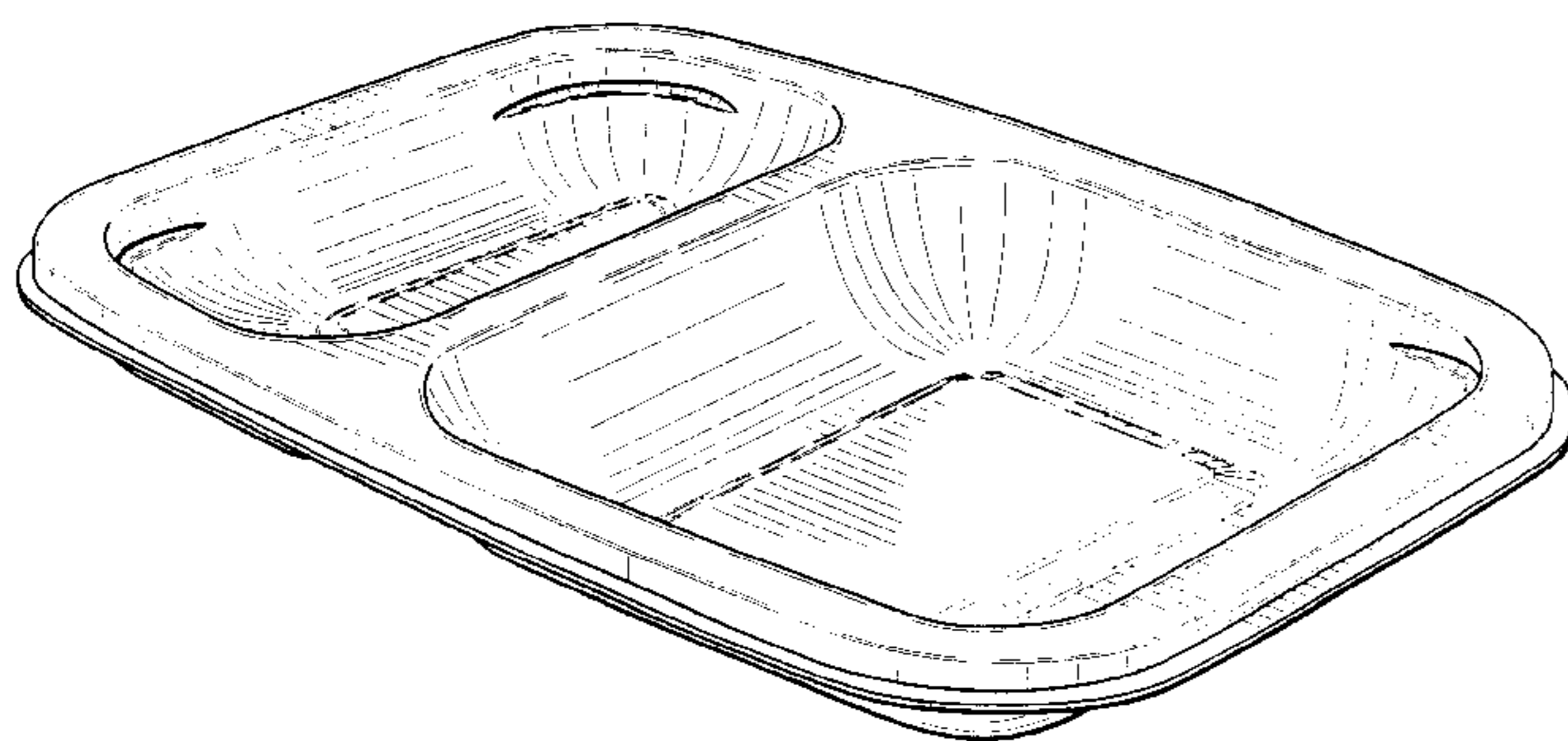
(57) **CLAIM**

The ornamental design for a food tray, as shown and described.

DESCRIPTION

FIG. 1 is a perspective view of a food tray of our new design. FIG. 2 is a top plan view of the food tray of FIG. 1. FIG. 3 is a bottom plan view of the food tray of FIG. 1. FIG. 4 is a front elevation of the food tray of FIG. 1. FIG. 5 is a rear elevation of the food tray of FIG. 1. FIG. 6 is a right side elevation of the food tray of FIG. 1. FIG. 7 is a left side elevation of the food tray of FIG. 1. FIG. 8 is a perspective view of a second embodiment of a food tray of our new design. FIG. 9 is a top plan view of the food tray of FIG. 8. FIG. 10 is a bottom plan view of the food tray of FIG. 8. FIG. 11 is a front elevation of the food tray of FIG. 8. FIG. 12 is a rear elevation of the food tray of FIG. 8. FIG. 13 is a right side elevation of the food tray of FIG. 8; and, FIG. 14 is a left side elevation of the food tray of FIG. 8.

1 Claim, 6 Drawing Sheets



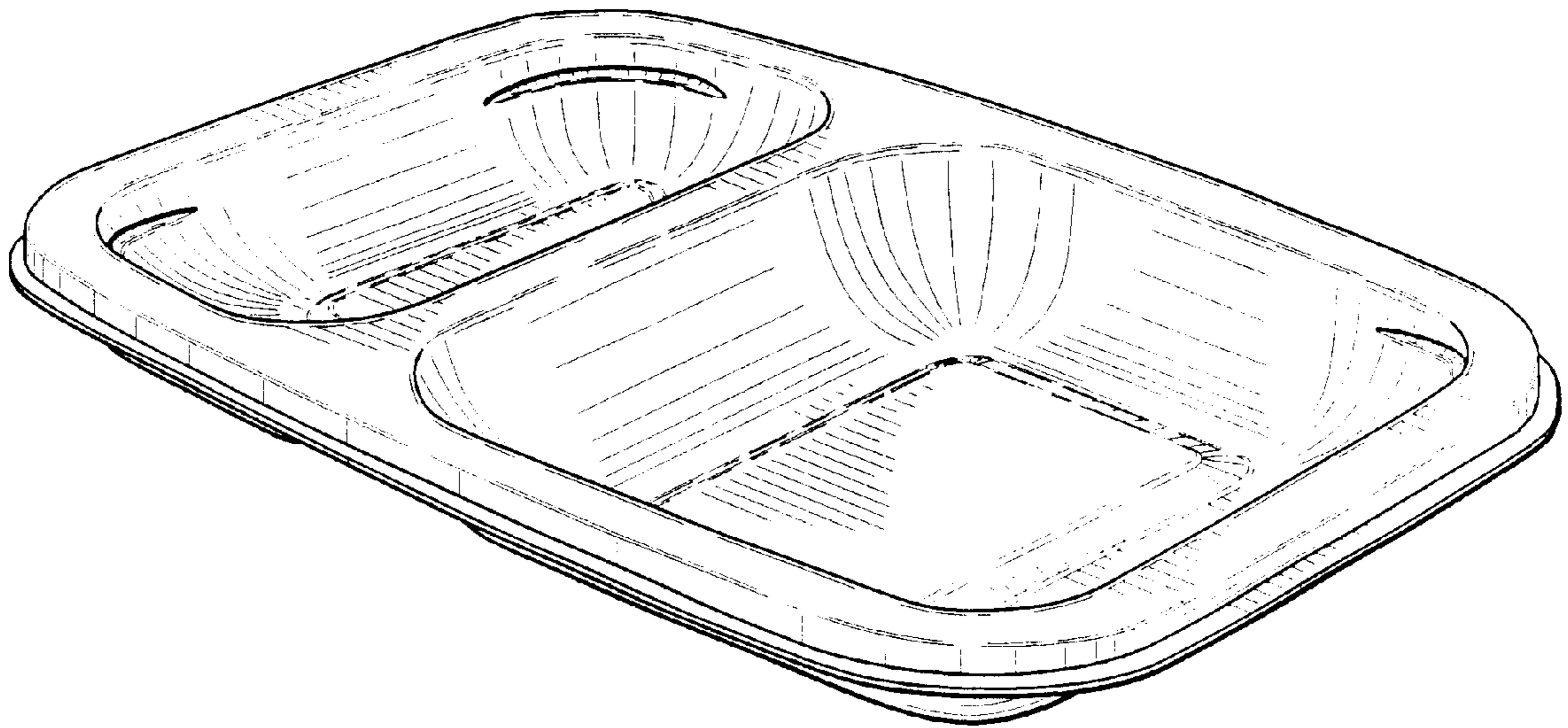


FIG. 1

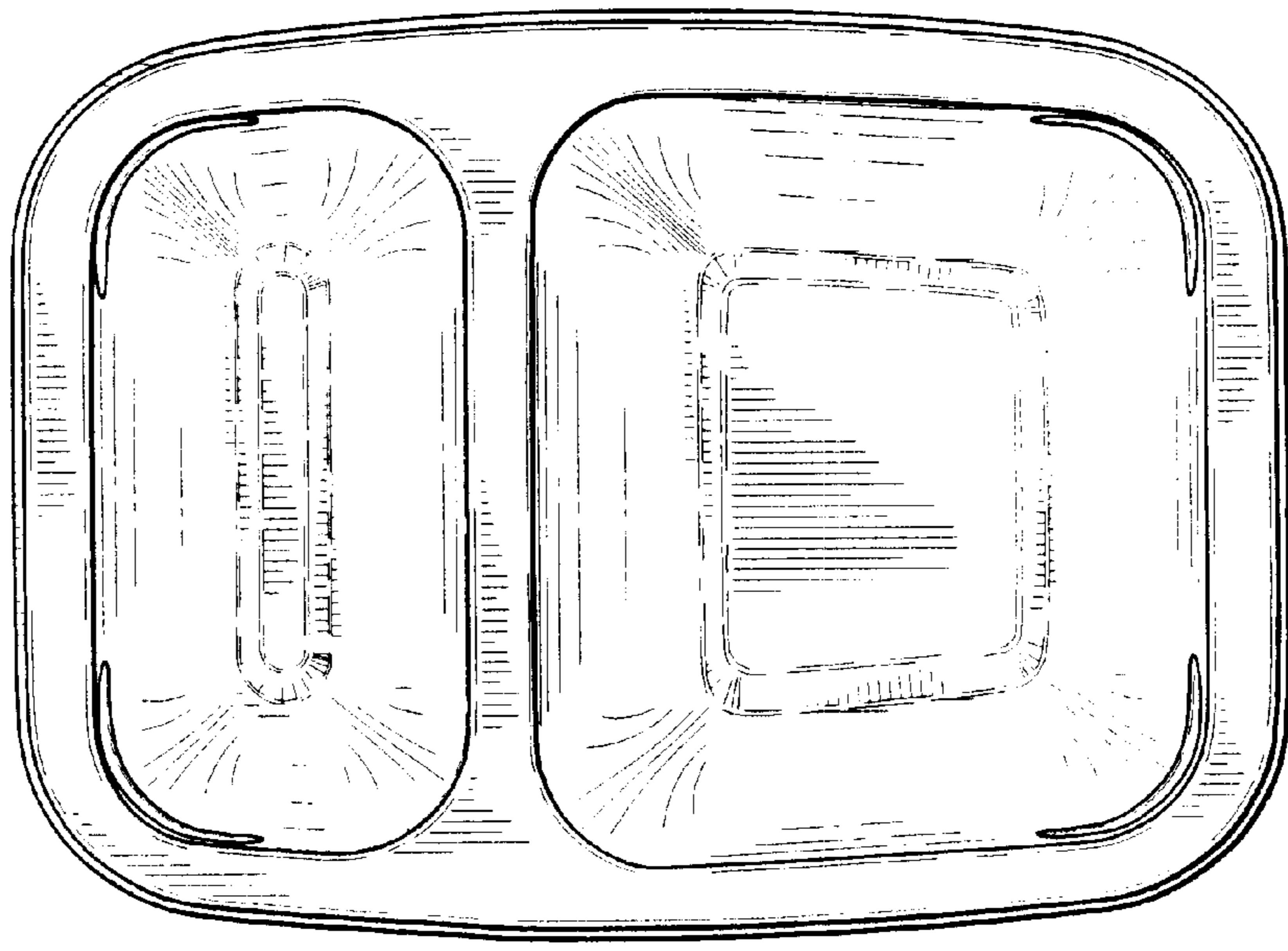


FIG. 2

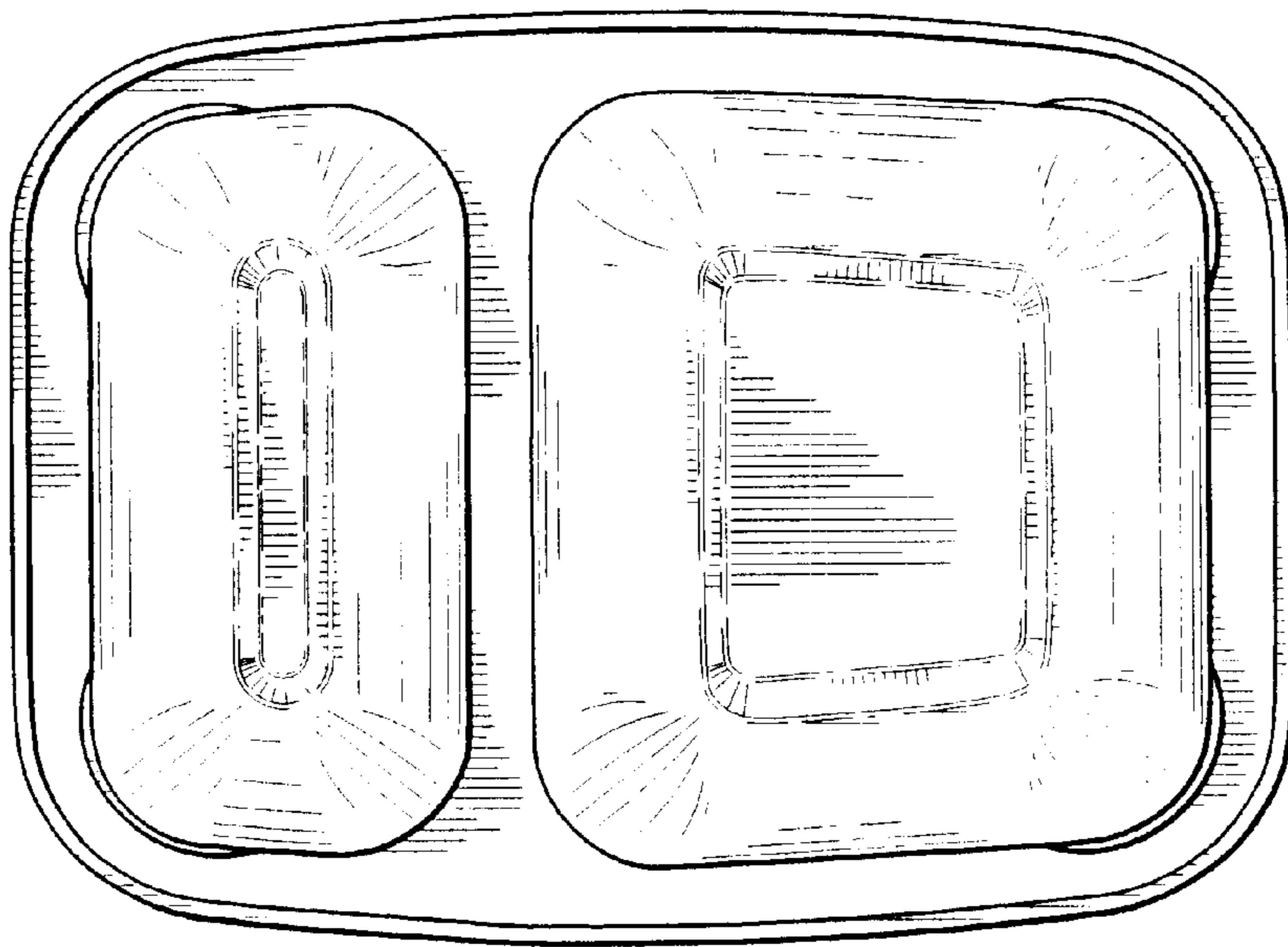


FIG. 3

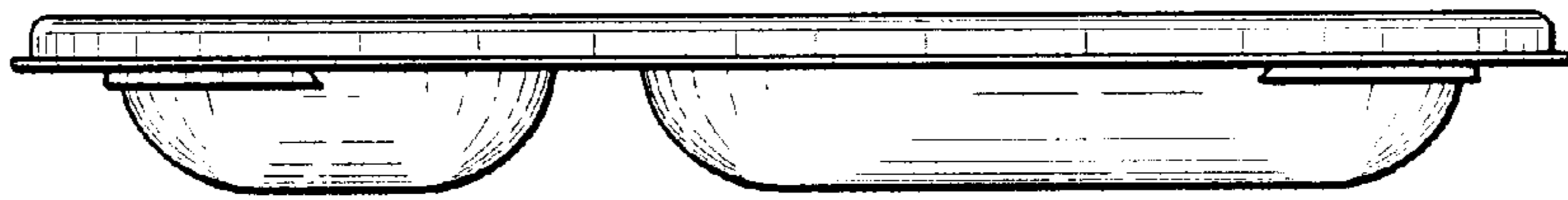


FIG. 4

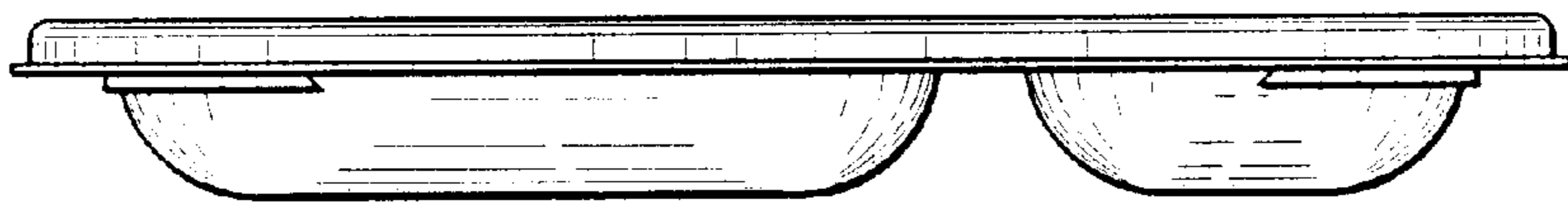


FIG. 5




FIG. 6




FIG. 7

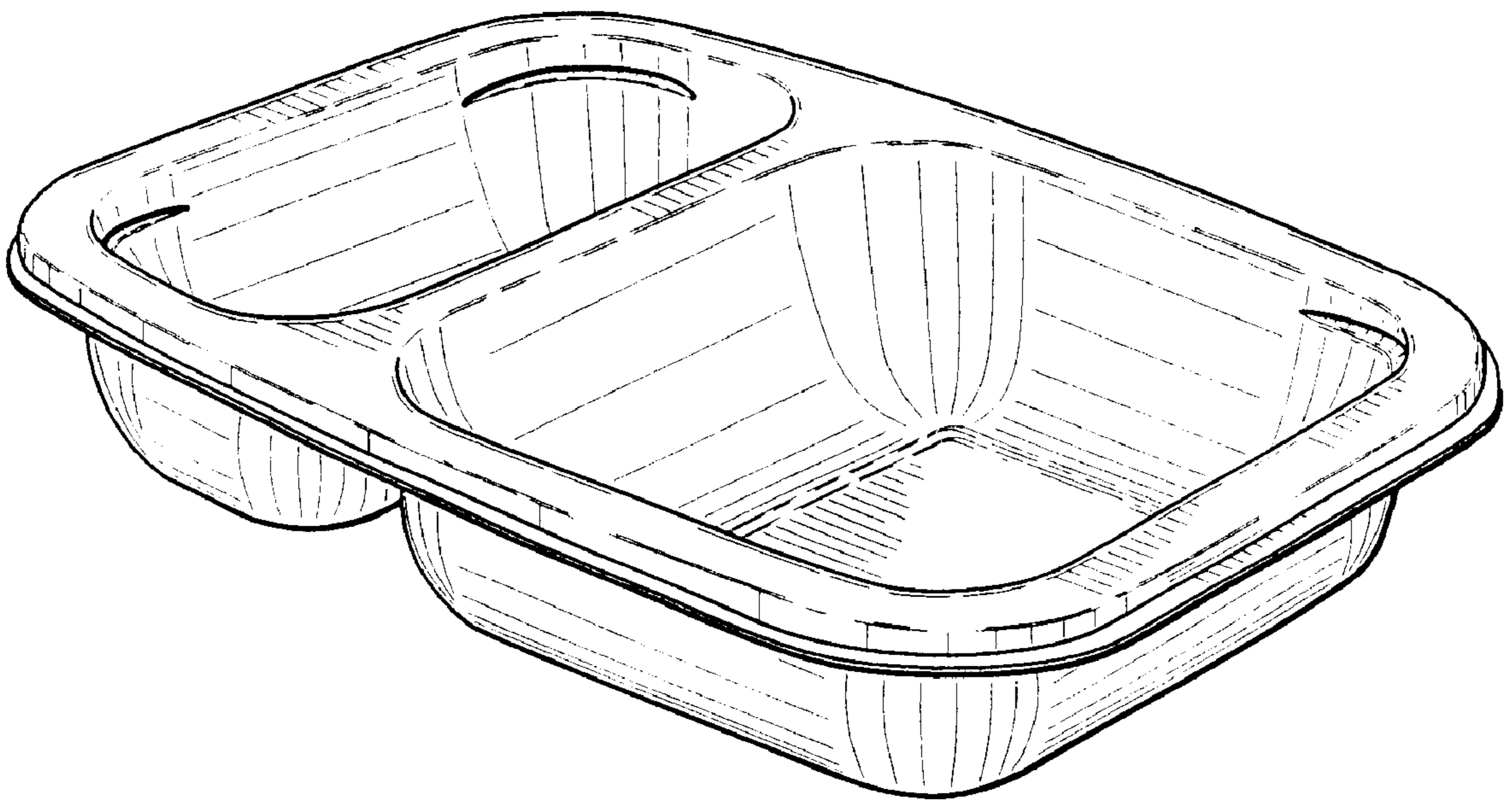


FIG. 8

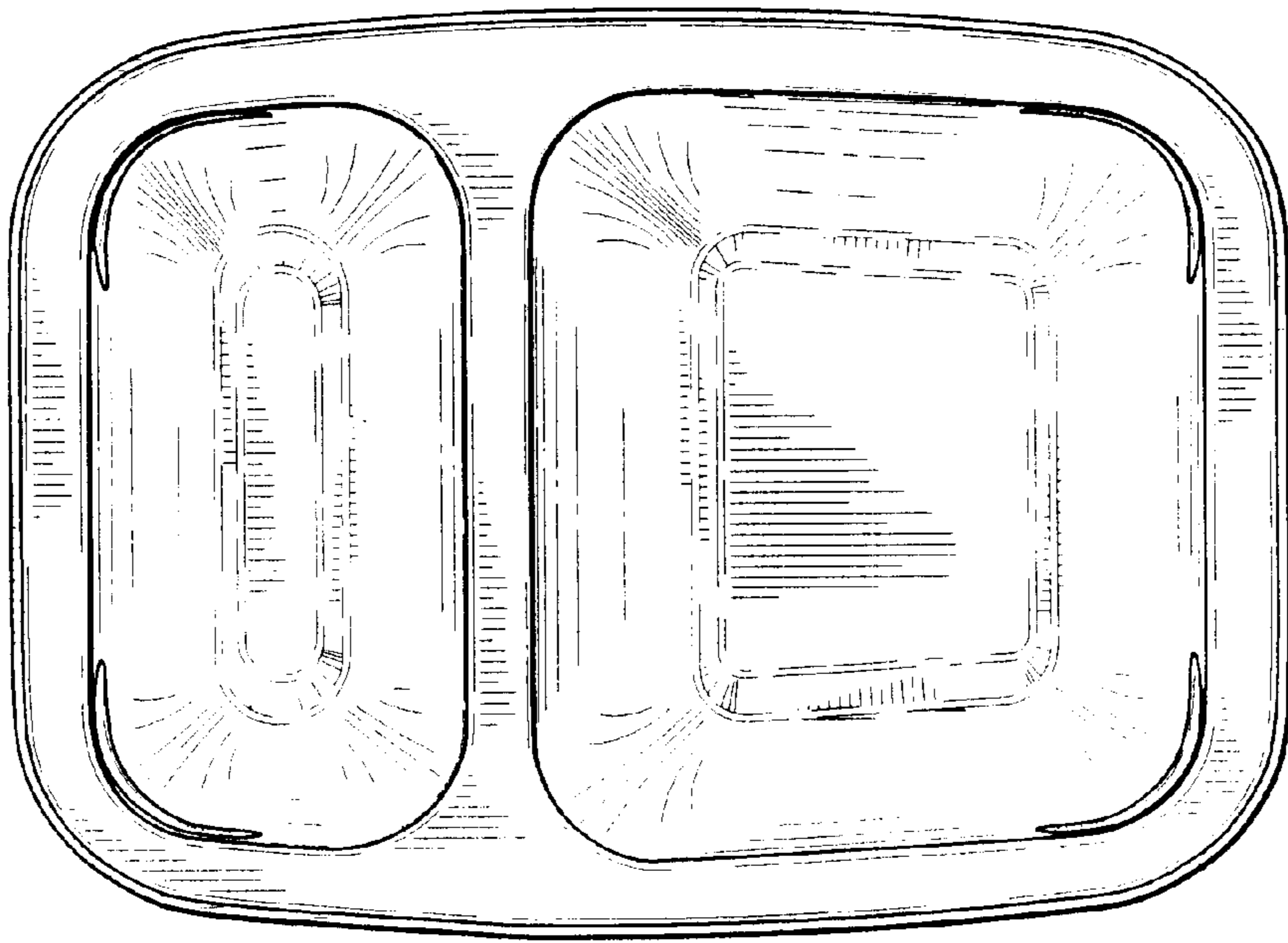


FIG. 9

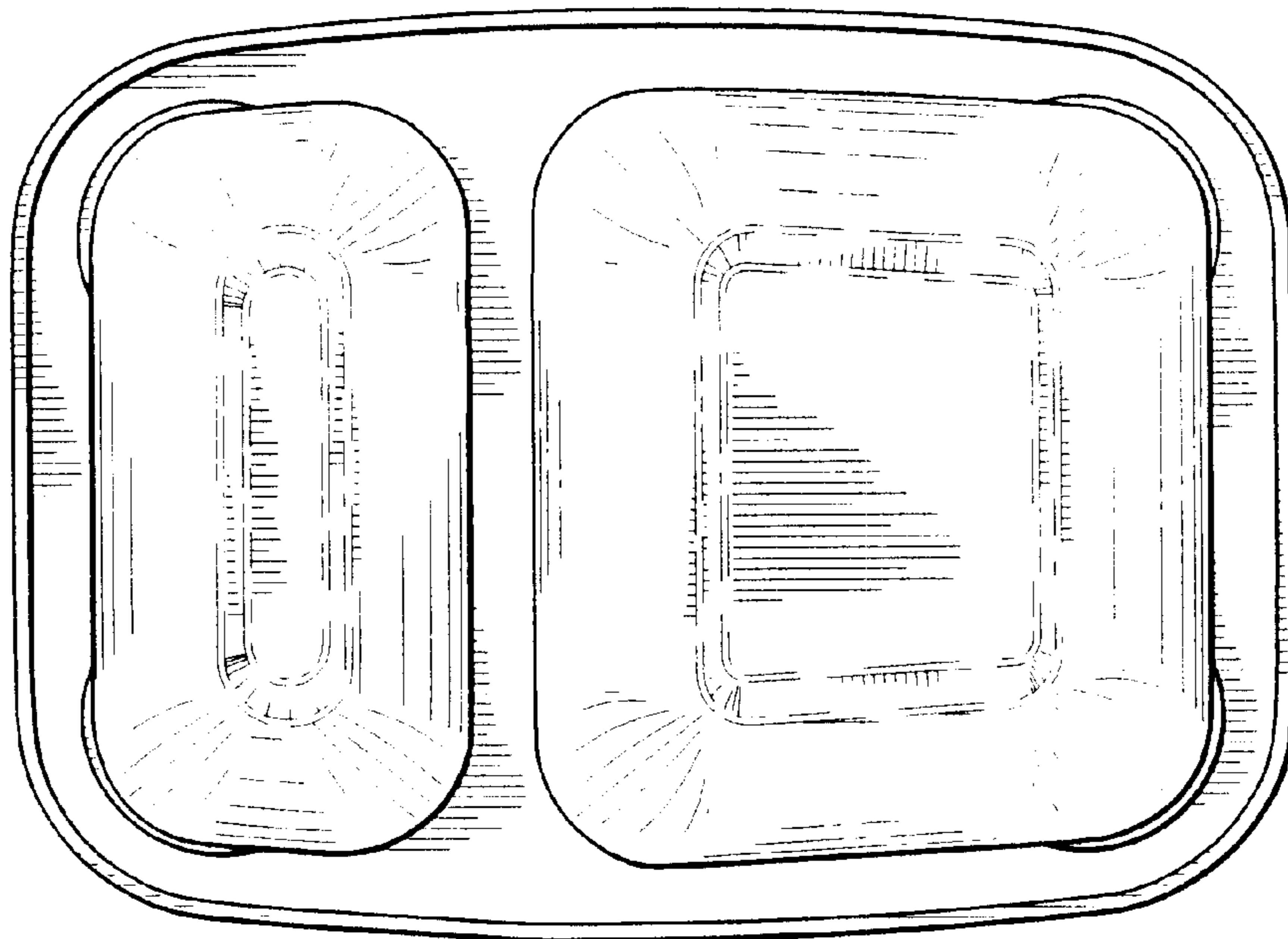


FIG. 10

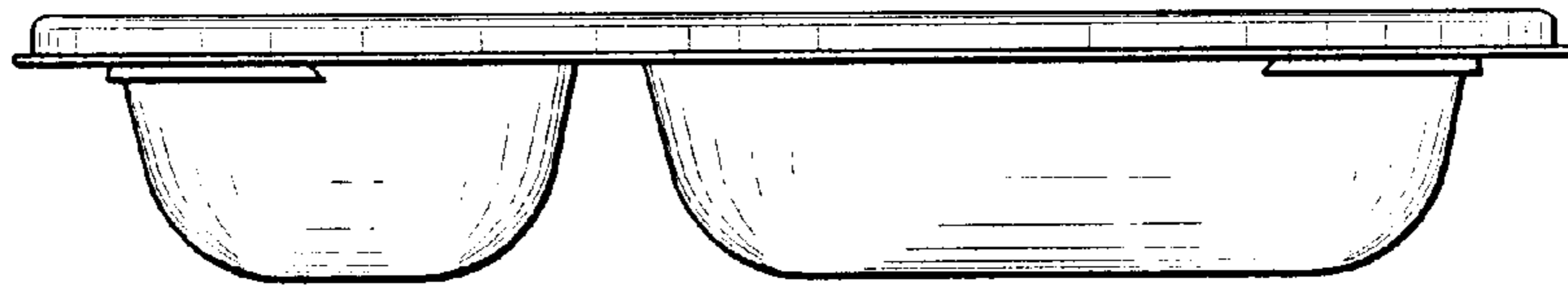


FIG. 11

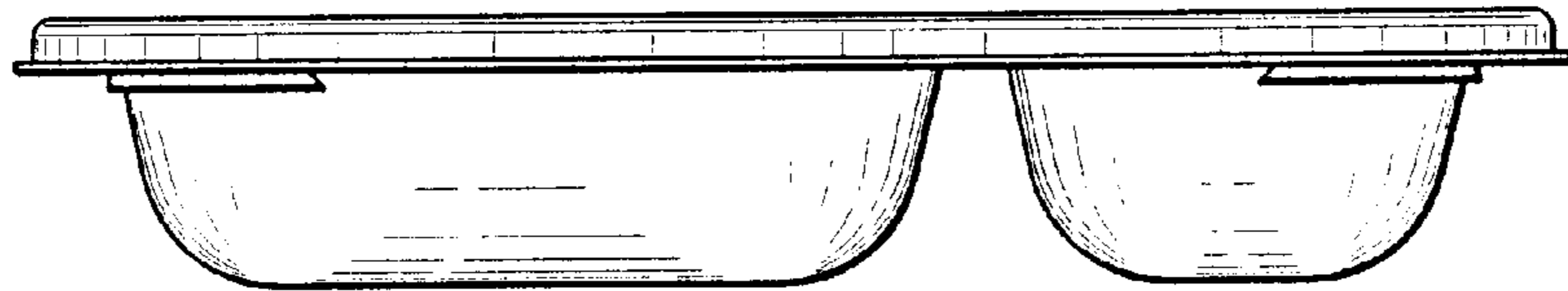


FIG. 12




FIG. 13




FIG. 14