



US00D484344S

(12) **United States Design Patent**
Walker

(10) **Patent No.:** **US D484,344 S**

(45) **Date of Patent:** **** Dec. 30, 2003**

(54) **WALL CABINET**

(75) **Inventor:** **David Walker**, Chester, PA (US)

(73) **Assignee:** **Zenith Products Corp.**, New Castle, DE (US)

(**) **Term:** **14 Years**

(21) **Appl. No.:** **29/164,581**

(22) **Filed:** **Jul. 26, 2002**

(51) **LOC (7) Cl.** **06-04**

(52) **U.S. Cl.** **D6/570**

(58) **Field of Search** D6/553, 555, 560-561,
D6/329, 356, 432-436, 39, 444-446, 448;
312/209, 224-225, 234, 242, 245; 206/320,
823

(56) **References Cited**

U.S. PATENT DOCUMENTS

D370,365 S * 6/1996 Brunner et al. D6/445
D372,619 S * 8/1996 Palka D6/561

D375,221 S * 11/1996 Palka D6/561
D402,492 S * 12/1998 Chen D6/561
D409,412 S * 5/1999 Zaidman D6/437

* cited by examiner

Primary Examiner—Brian N. Vinson

(74) *Attorney, Agent, or Firm*—Edgar A. Zarins; Lloyd D. Doigan

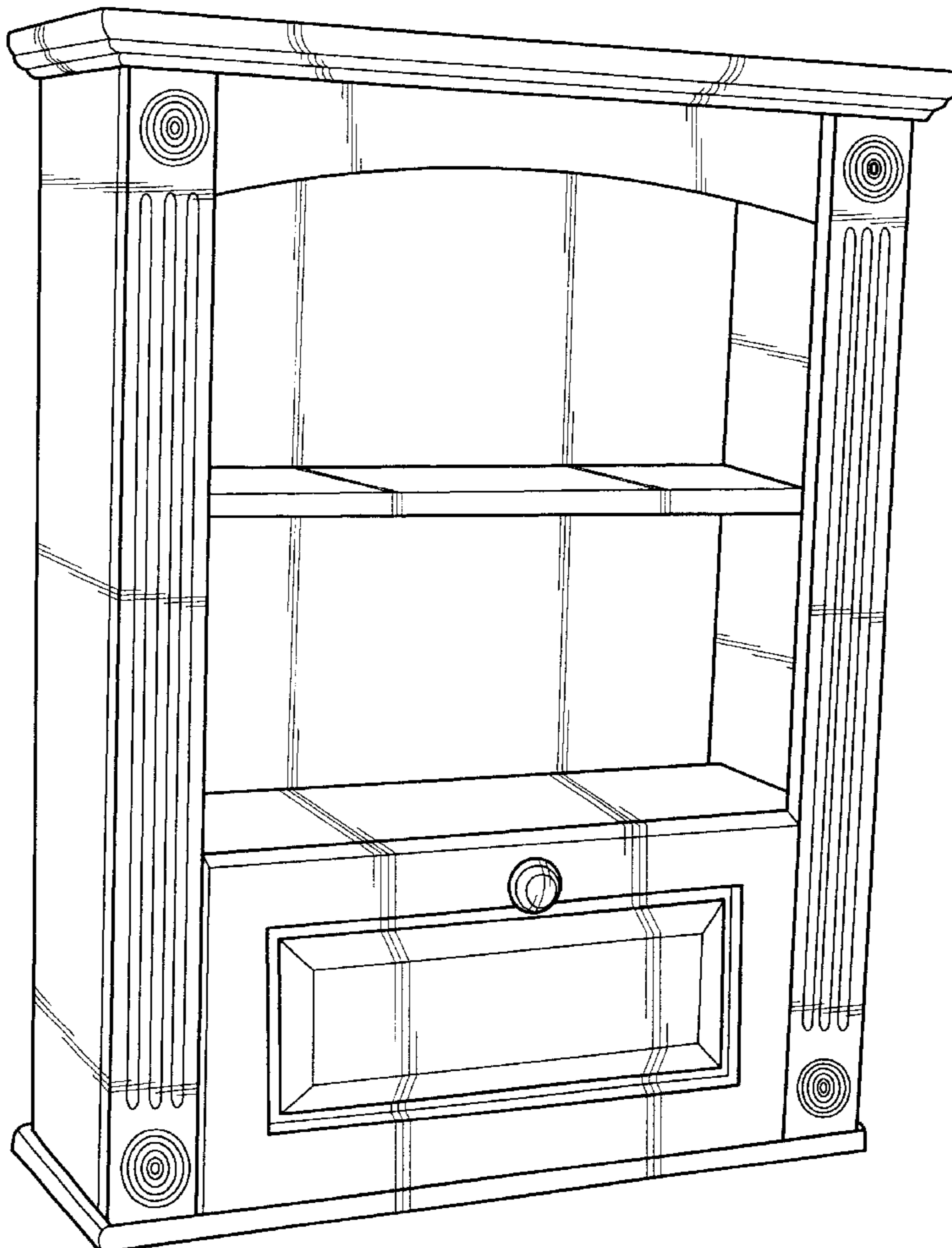
(57) **CLAIM**

The ornamental design for a wall cabinet, as shown and described.

DESCRIPTION

FIG. 1 is a perspective view of a wall cabinet showing my new design;
FIG. 2 is a top plan view thereof;
FIG. 3 is a front elevational view thereof;
FIG. 4 is a left side view thereof;
FIG. 5 is a right side view thereof;
FIG. 6 is a bottom plan view thereof, and,
FIG. 7 is a rear view thereof.

1 Claim, 4 Drawing Sheets



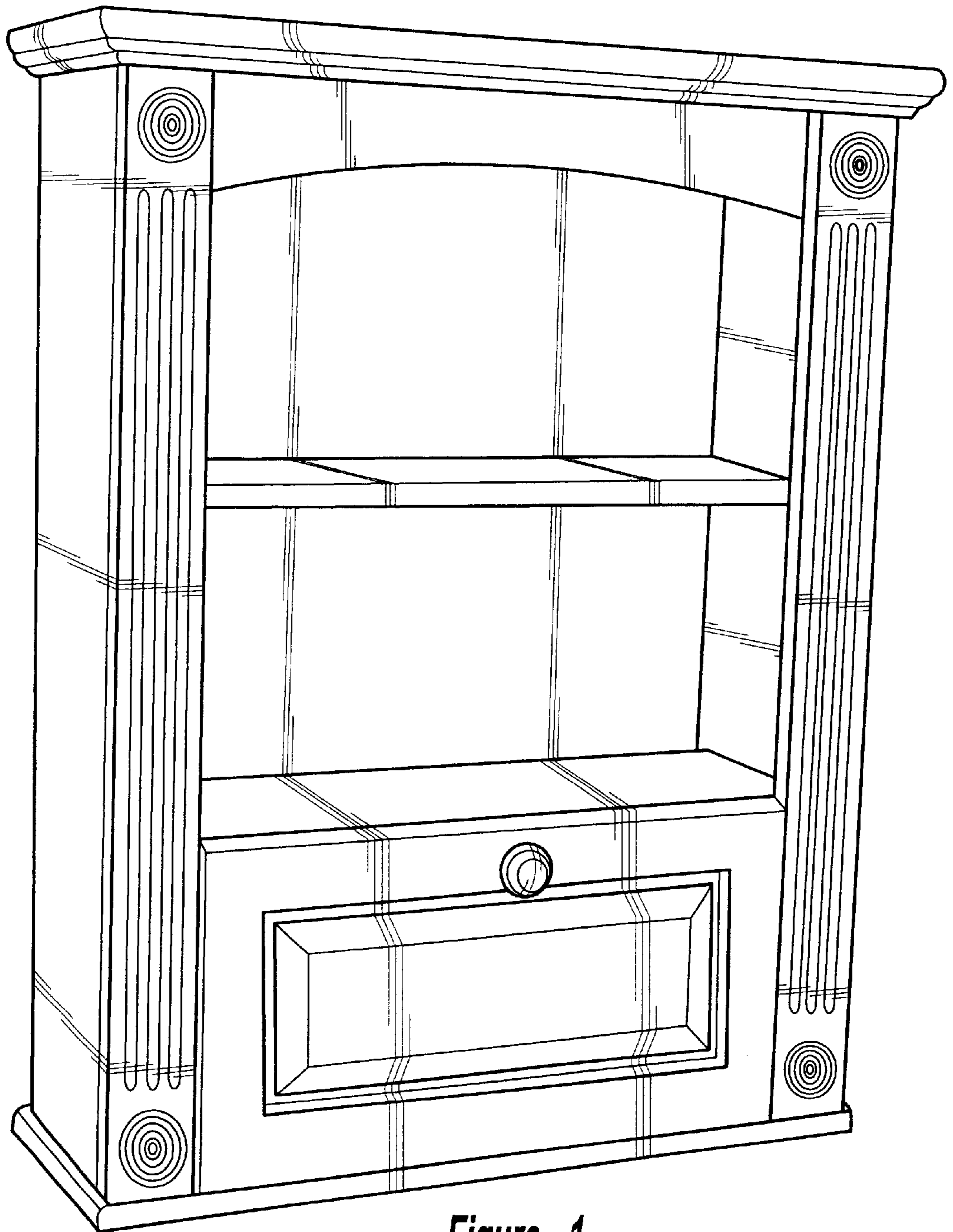


Figure - 1




Figure - 2

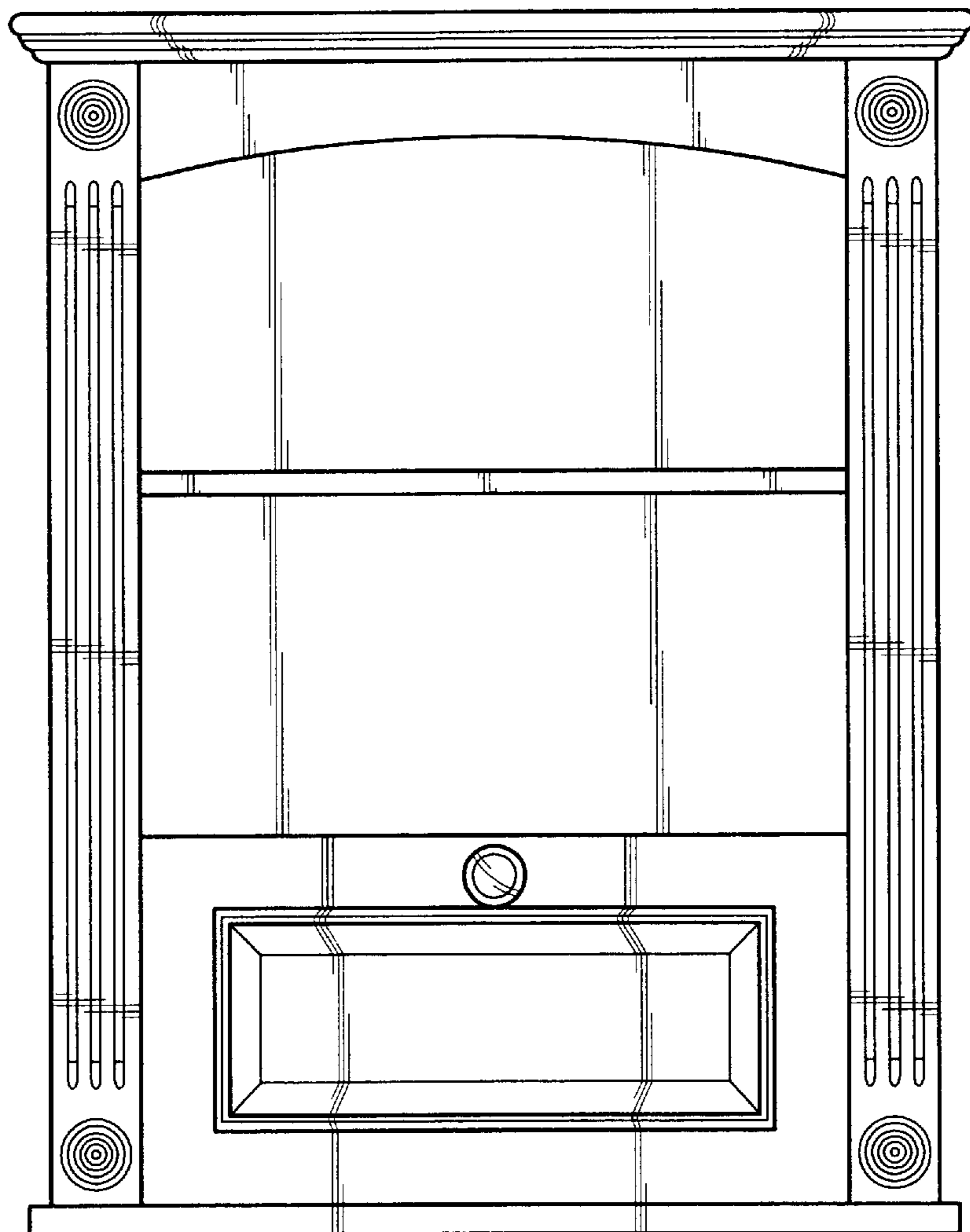


Figure - 3




Figure - 4




Figure - 5

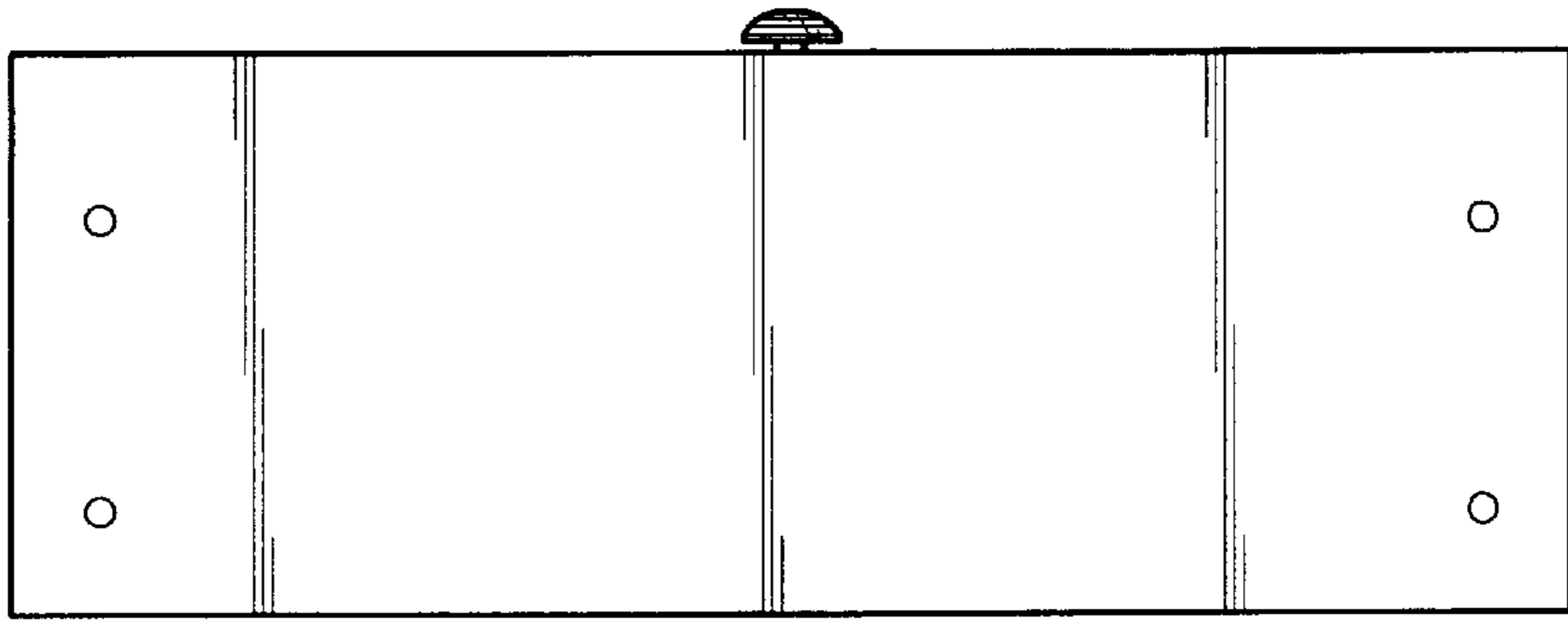


Figure - 6




Figure - 7