



US00D484339S

(12) **United States Design Patent**
Greene

(10) **Patent No.:** **US D484,339 S**

(45) **Date of Patent:** **** Dec. 30, 2003**

(54) **SHELF**

(75) Inventor: **Michael Greene**, Reno, NV (US)

(73) Assignee: **Thinking Outside, L.L.C.**, Detroit, MI (US)

(**) Term: **14 Years**

(21) Appl. No.: **29/159,217**

(22) Filed: **Apr. 16, 2002**

(51) **LOC (7) Cl.** **06-06**

(52) **U.S. Cl.** **D6/511**

(58) **Field of Search** D6/477-479, 491, D6/509, 510, 511; 108/59, 91, 92, 147.11, 149; 211/49.1, 90.01, 134, 188, 183

(56) **References Cited**

U.S. PATENT DOCUMENTS

| | | | | | |
|--------------|---|---------|------------------|-------|---------|
| D330,819 S | * | 11/1992 | Dickinson | | D6/479 |
| D385,132 S | * | 10/1997 | Sagol | | D6/479 |
| 5,971,173 A | * | 10/1999 | Valiulis et al. | | 211/184 |
| 6,178,896 B1 | * | 1/2001 | Houk, Jr. et al. | | 108/186 |
| D455,920 S | * | 4/2002 | Domenig | | D6/510 |

* cited by examiner

Primary Examiner—Cathron C. Brooks

(74) *Attorney, Agent, or Firm*—Townsend and Townsend and Crew LLP

(57) **CLAIM**

The ornamental design for a shelf, as shown and described.

DESCRIPTION

FIG. 1 is an upper perspective view of a shelf showing my new design;

FIG. 2 is another upper perspective view thereof;

FIG. 3 is an upper perspective close-up view of a portion thereof;

FIG. 4 is a lower perspective close-up view of a portion thereof;

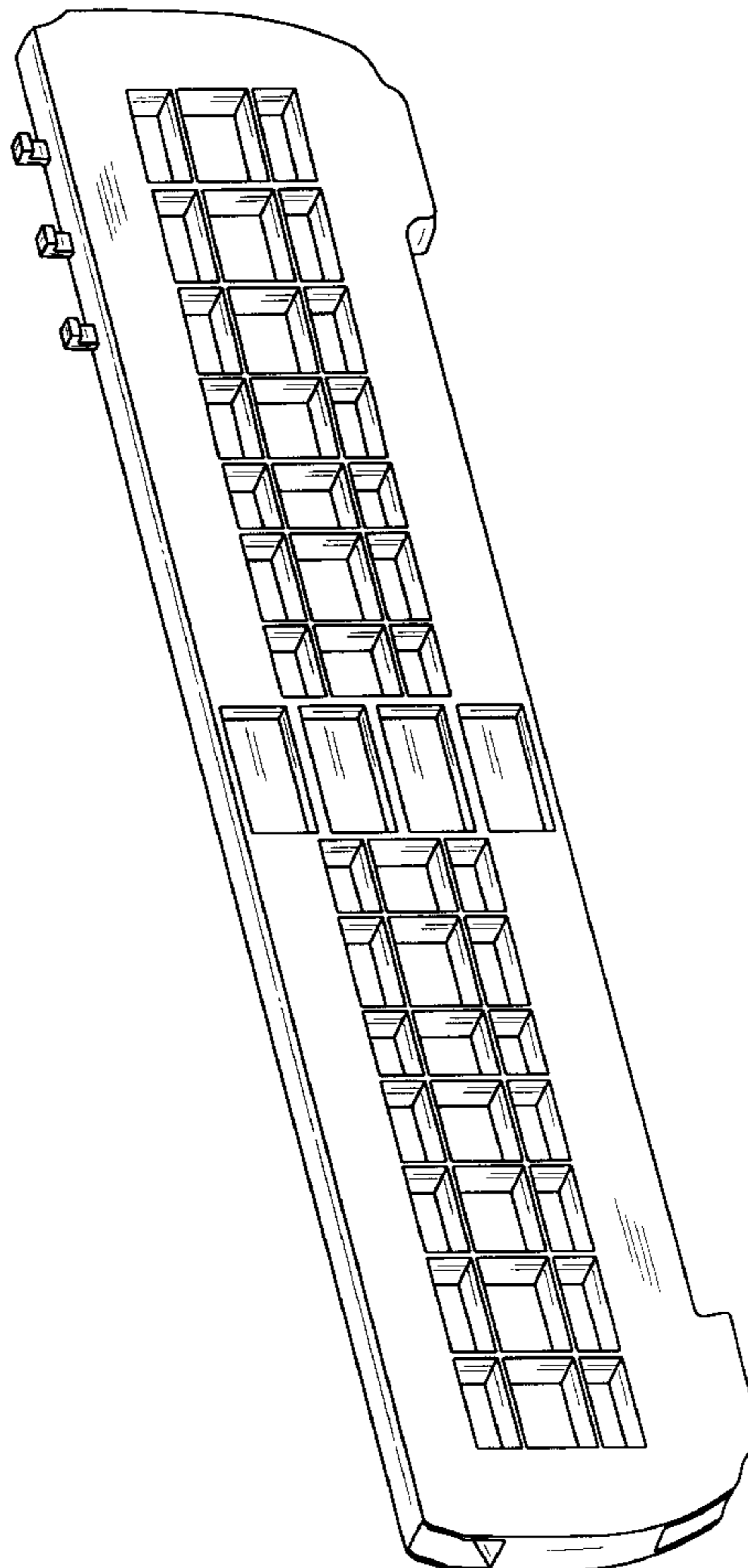
FIG. 5 is a bottom plan view thereof;

FIG. 6 is a left side elevational view, the right side elevational view being a mirror image thereof; and,

FIG. 7 is a front elevational view thereof.

Phantom lining, where utilized, is for illustrative purposes only, and is not intended to limit the claimed component design to the features shown in phantom.

1 Claim, 6 Drawing Sheets



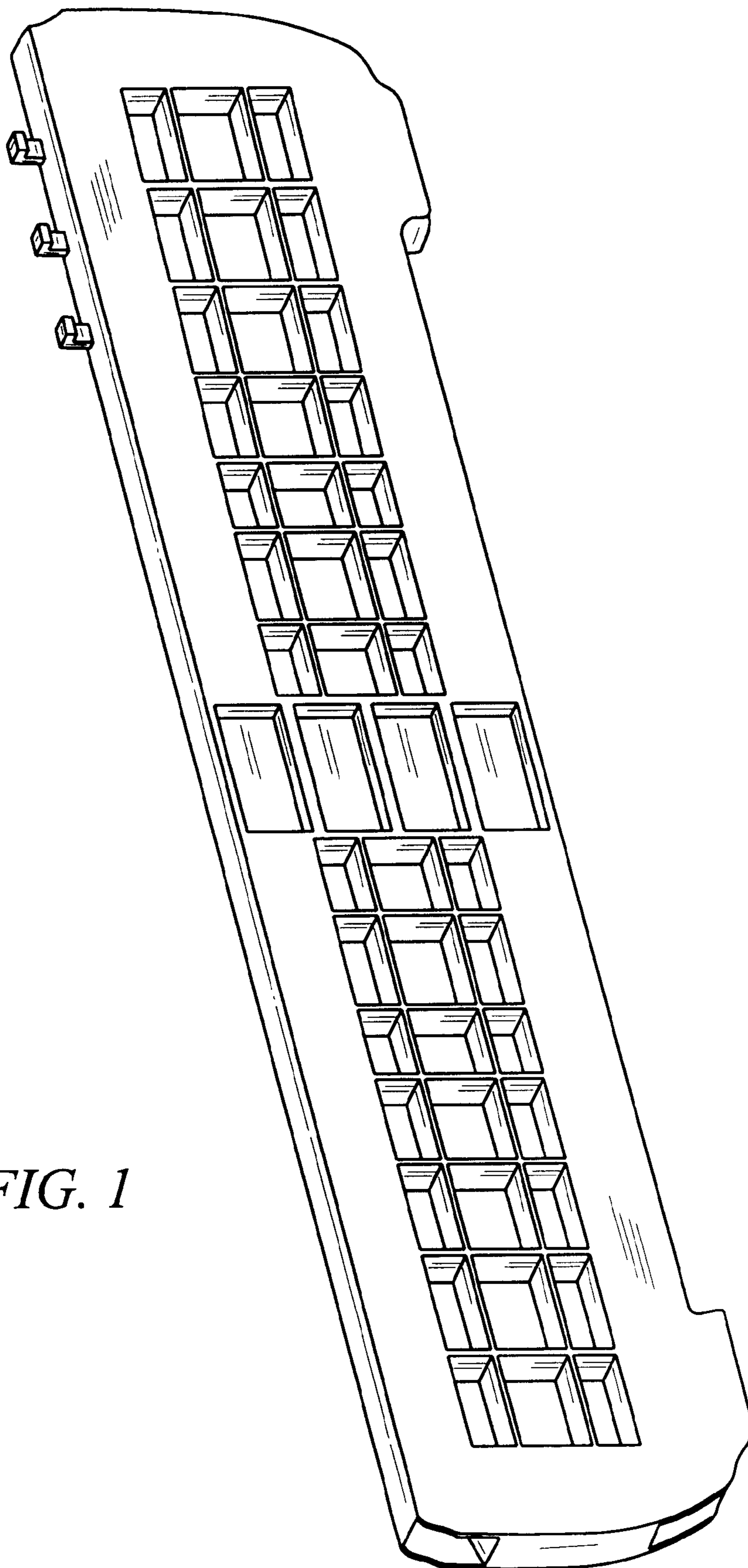


FIG. 1

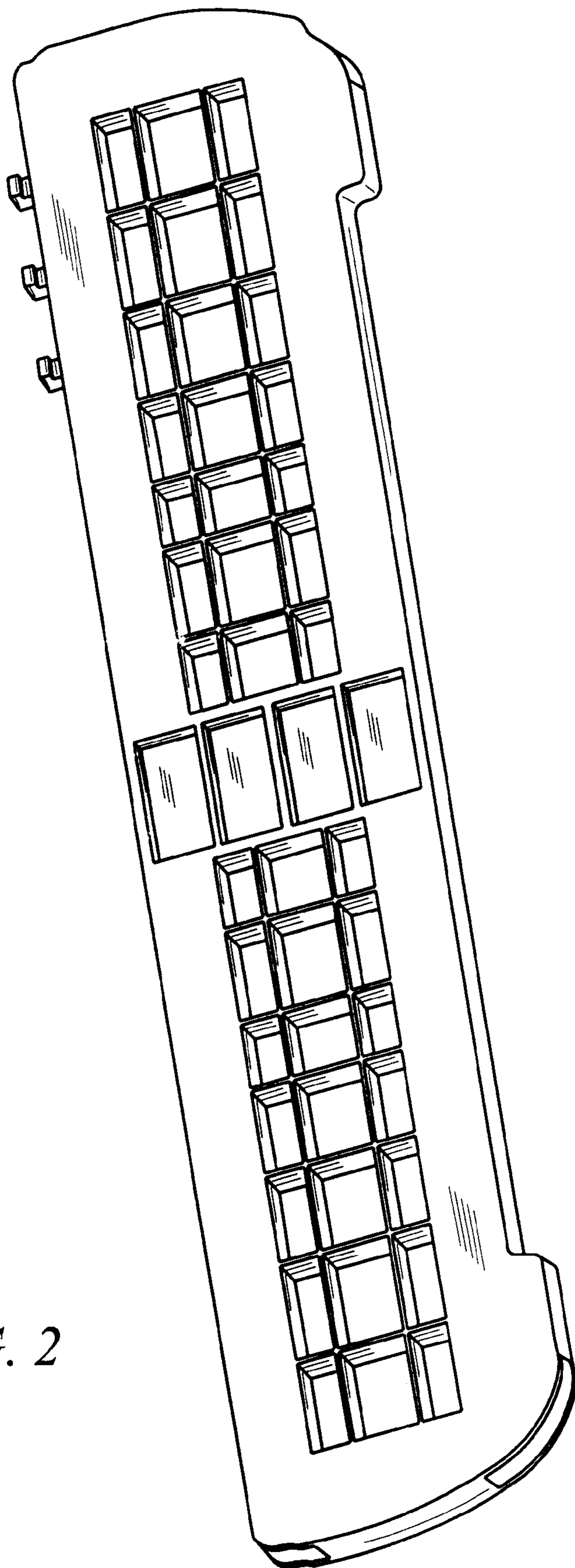


FIG. 2




FIG. 3

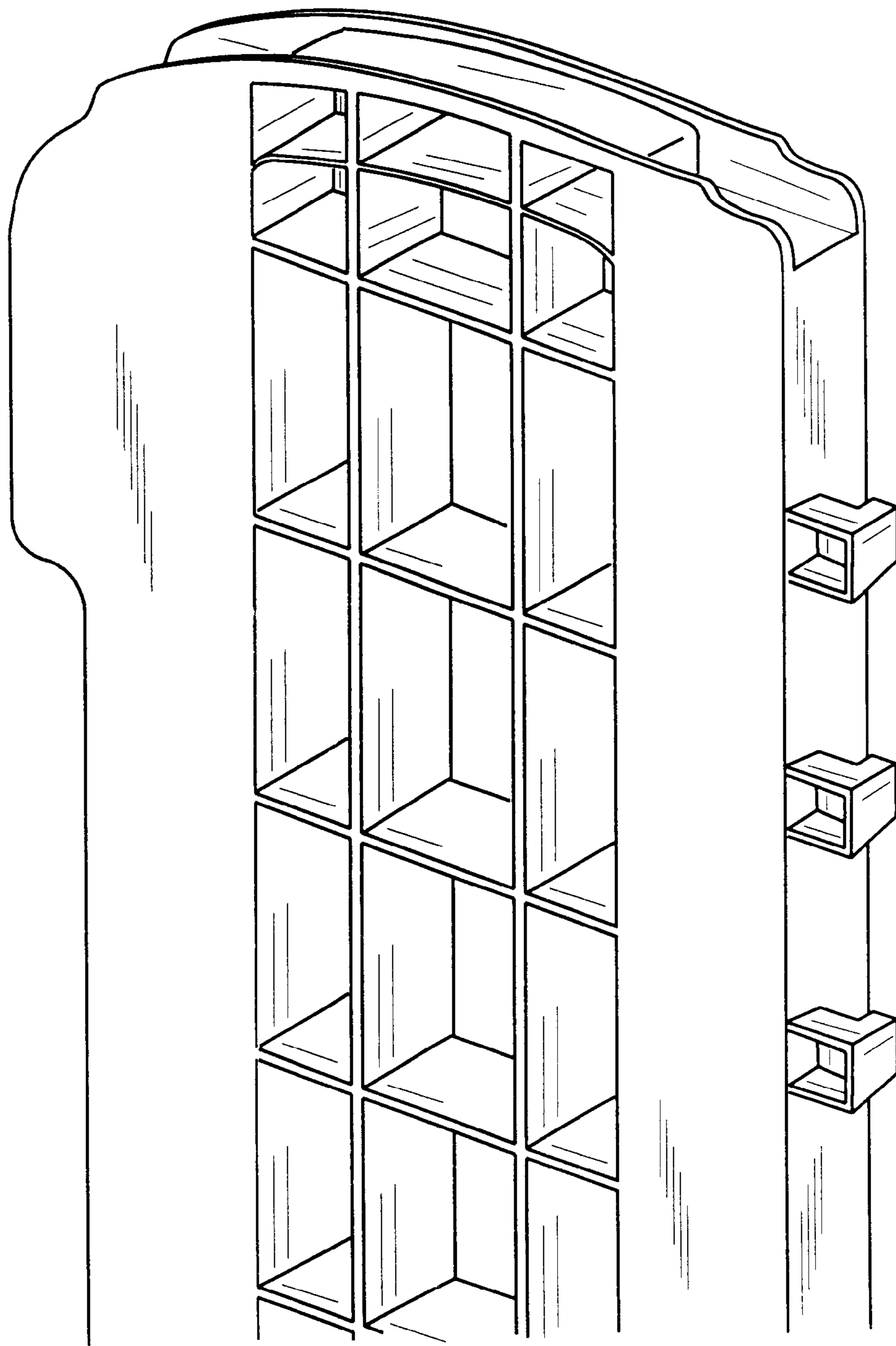


FIG. 4

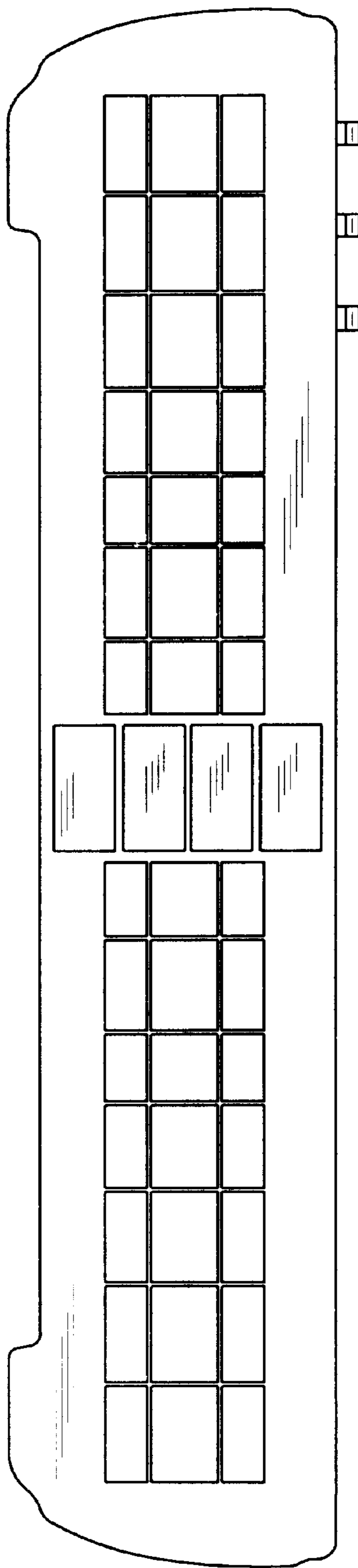


FIG. 5




FIG. 6

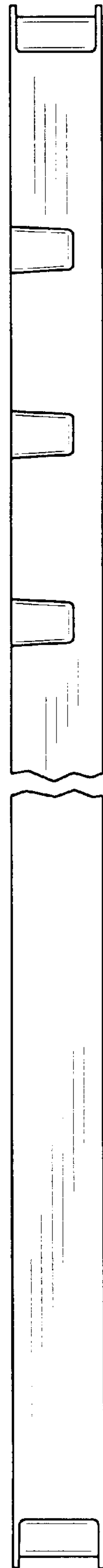


FIG. 7