



US00D484319S

(12) **United States Design Patent**  
**Domack**

(10) **Patent No.:** **US D484,319 S**

(45) **Date of Patent:** **\*\* Dec. 30, 2003**

(54) **MIRROR**

D469,261 S \* 1/2003 Stanton ..... D6/300

(75) Inventor: **Randy D. Domack**, Trempealeau, WI (US)

\* cited by examiner

(73) Assignee: **Ashley Furniture Industries, Inc.**, Arcadia, WI (US)

*Primary Examiner*—Janice E. Seeger

(74) *Attorney, Agent, or Firm*—Patterson, Thunte, Skaar & Christensen, P.A.

(\*\*) Term: **14 Years**

(57) **CLAIM**

The ornamental design for mirror, as shown and described.

(21) Appl. No.: **29/181,769**

**DESCRIPTION**

(22) Filed: **May 14, 2003**

(51) **LOC (7) Cl.** ..... **06-07**

(52) **U.S. Cl.** ..... **D6/300**

(58) **Field of Search** ..... D6/300-303, 309-314; 40/706, 711, 722, 714-716, 745, 747, 780, 790, 798, 757; 359/838, 871

FIG. 1 is a front left perspective view of a mirror according to an embodiment of the invention.

FIG. 2 is a front view of a mirror according to an embodiment of the invention.

FIG. 3 is a right side elevational view of a mirror according to an embodiment of the invention, the left side elevational view being a mirror-image thereof; and,

FIG. 4 is a top view of a mirror according to an embodiment of the invention.

The rear side of the mirror is not shown and is not considered to be part of the invention.

(56) **References Cited**

**U.S. PATENT DOCUMENTS**

- D409,844 S \* 5/1999 Cain ..... D6/300
- D460,864 S \* 7/2002 Stanton ..... D6/300
- D463,140 S \* 9/2002 Risdon et al. .... D6/300

**1 Claim, 2 Drawing Sheets**




FIG. 1




FIG. 3

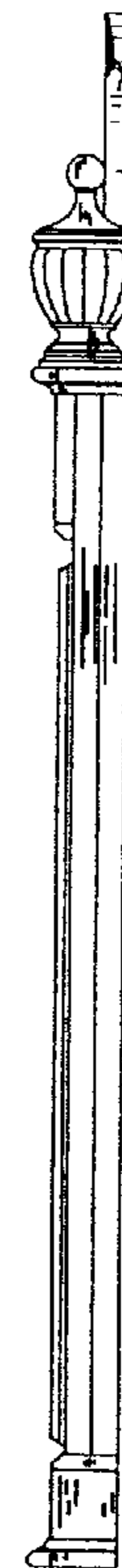


FIG. 2




FIG. 4

