



US00D484315S

(12) **United States Design Patent**  
**Braswell**

(10) **Patent No.:** **US D484,315 S**

(45) **Date of Patent:** **\*\* Dec. 30, 2003**

(54) **STORAGE POCKET FOR PAINT APPLICATORS**

3,690,448 A \* 9/1972 Switzer ..... 206/361  
4,967,903 A \* 11/1990 Kettle et al. .... 206/209  
5,174,445 A \* 12/1992 Mull ..... 206/361

(76) **Inventor:** **Fred G. Braswell**, 1442 Lanark St.,  
Flossmoor, IL (US) 60422

\* cited by examiner

(\*\*) **Term:** **14 Years**

*Primary Examiner*—Alan P. Douglas  
*Assistant Examiner*—Lavone D. Tabor

(21) **Appl. No.:** **29/160,511**

(57) **CLAIM**

(22) **Filed:** **May 13, 2002**

The ornamental design for a storage pocket for paint applicators, as shown and described.

(51) **LOC (7) Cl.** ..... **04-99**

(52) **U.S. Cl.** ..... **D4/199**

(58) **Field of Search** ..... D4/199; 206/209,  
206/234, 244, 361, 362, 362.1, 362.2, 822;  
229/87.01, 87.06, 406; D3/228, 303; D9/305,  
306, 414, 418, 426, 430; 383/61.2, 63,  
42, 106, 907

**DESCRIPTION**

(56) **References Cited**


**U.S. PATENT DOCUMENTS**

2,822,848 A \* 2/1958 Thoms ..... 206/244 X  
3,027,061 A \* 3/1962 Locke ..... 206/822 X  
3,550,594 A \* 12/1970 Upton, Jr. .... 383/907 X

FIG. 1 is a front elevational view of a storage pocket for paint applicators showing my new design;  
FIG. 2 is a rear elevational view thereof;  
FIG. 3 is a side view, taken from the left side of FIG. 1;  
FIG. 4 is a side view, taken from the right side of FIG. 1;  
FIG. 5 is a top plan view thereof; and,  
FIG. 6 is a bottom plan view thereof.

The broken line showing of a paintbrush in FIG. 1 is shown through the pocket's only transparent surface for illustrative purposes only and forms no part of the claimed design.

**1 Claim, 2 Drawing Sheets**






FIG. 1

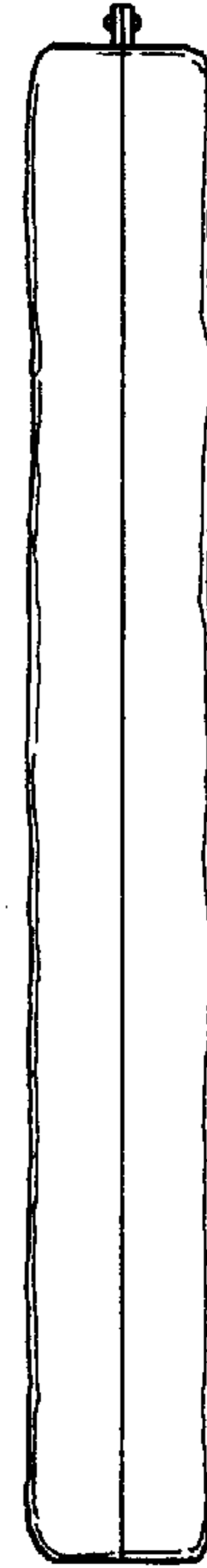
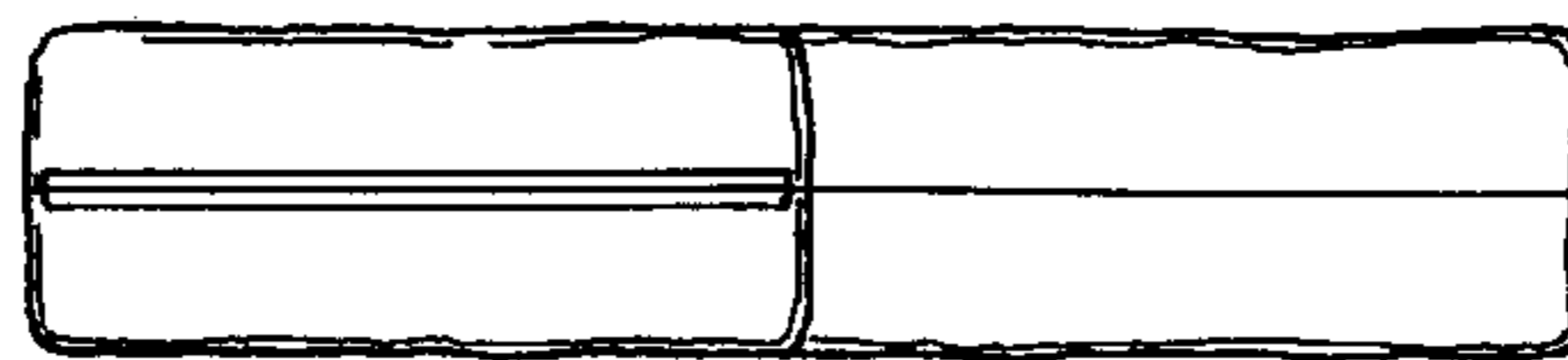


FIG. 3

FIG. 5






FIG. 2

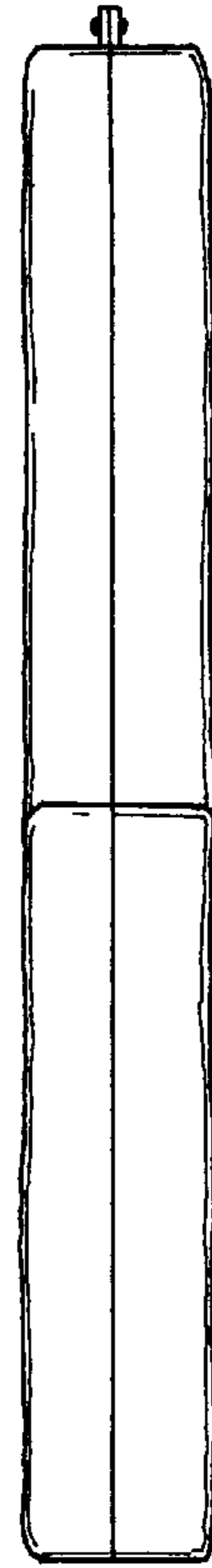


FIG. 4

FIG. 6

