



US00D484314S

(12) **United States Design Patent**
DiGioia

(10) **Patent No.:** **US D484,314 S**

(45) **Date of Patent:** **** Dec. 30, 2003**

(54) **WATER-POWERED SOAP DISPENSING
SHOWER BRUSH**

(76) **Inventor:** **Peter DiGioia**, 233 W. Second St., Deer
Park, NY (US) 11729

(**) **Term:** **14 Years**

(21) **Appl. No.:** **29/183,327**

(22) **Filed:** **Jun. 9, 2003**

(51) **LOC (7) Cl.** **04-02**

(52) **U.S. Cl.** **D4/115; D4/127; D4/136**

(58) **Field of Search** D4/114-115, 127,
D4/132, 134, 136, 138; D28/63; 15/28-29,
143.1, 159.1, 160, 188; 401/6, 28, 41-42,
152, 158, 188 R, 268, 270-273, 276, 278,
279, 282, 286, 287, 289; 601/136-137,
114, 154-155, 160; D24/214-215; 16/430-431;
4/567, 606, 615

(56) **References Cited**

U.S. PATENT DOCUMENTS

| | | | | | | |
|-----------|---|---|---------|--------------|-------|---------|
| 4,417,826 | A | * | 11/1983 | Floros | | 401/41 |
| 4,508,108 | A | * | 4/1985 | Miyaoka | | 601/154 |
| 4,841,590 | A | * | 6/1989 | Terry et al. | | 15/28 |
| 4,998,836 | A | * | 3/1991 | Scripnick | | 401/42 |
| 5,065,463 | A | | 11/1991 | Le | | 4/606 |
| 5,153,962 | A | | 10/1992 | Ritter | | 15/28 |

| | | | | | | |
|-----------|----|---|---------|---------------|-------|---------|
| 5,385,532 | A | * | 1/1995 | Shyu | | 601/160 |
| 6,151,728 | A | | 11/2000 | Wright et al. | | 4/606 |
| 6,170,108 | B1 | * | 1/2001 | Knight | | 15/29 |
| D447,635 | S | * | 9/2001 | Smith | | D4/114 |

* cited by examiner

Primary Examiner—Alan P. Douglas

Assistant Examiner—Lavone D. Tabor

(74) *Attorney, Agent, or Firm*—Goldstein & Lavas, P.C.

(57) **CLAIM**

The ornamental design for a water-powered soap dispensing shower brush, as shown and described.

DESCRIPTION

FIG. 1 is a perspective view of the water-powered soap dispensing shower brush in full lines with a shower hose shown in broken lines representing environmental association matter being for illustrative purposes only and forming no part of the claimed invention.

FIG. 2 is a top plan view of the water-powered soap dispensing shower brush.

FIG. 3 is a bottom plan view thereof.

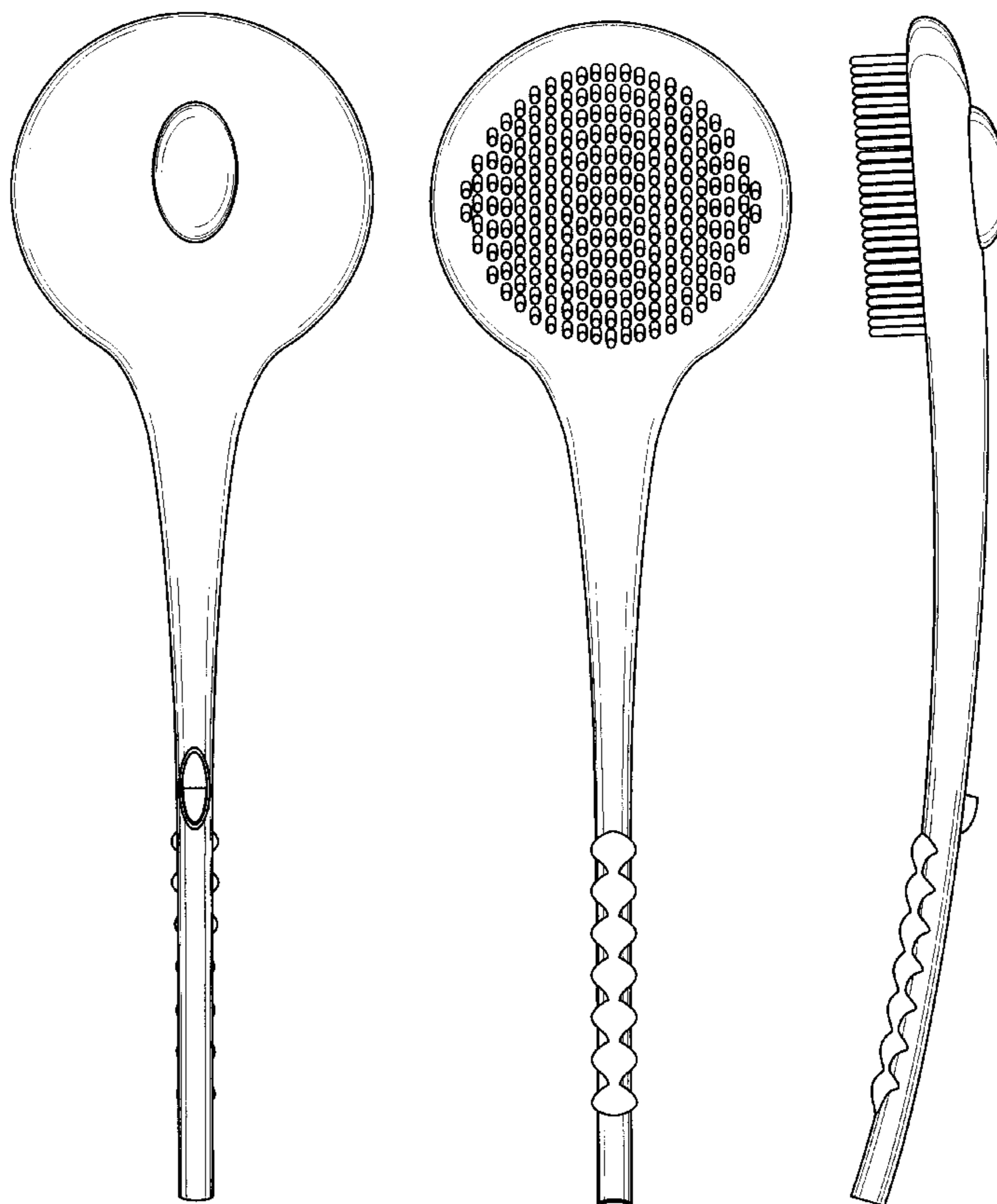
FIG. 4 is a right side elevational view thereof.

FIG. 5 is a left side elevational view thereof.

FIG. 6 is a front elevational view thereof; and,

FIG. 7 is a rear elevational view thereof.

1 Claim, 4 Drawing Sheets



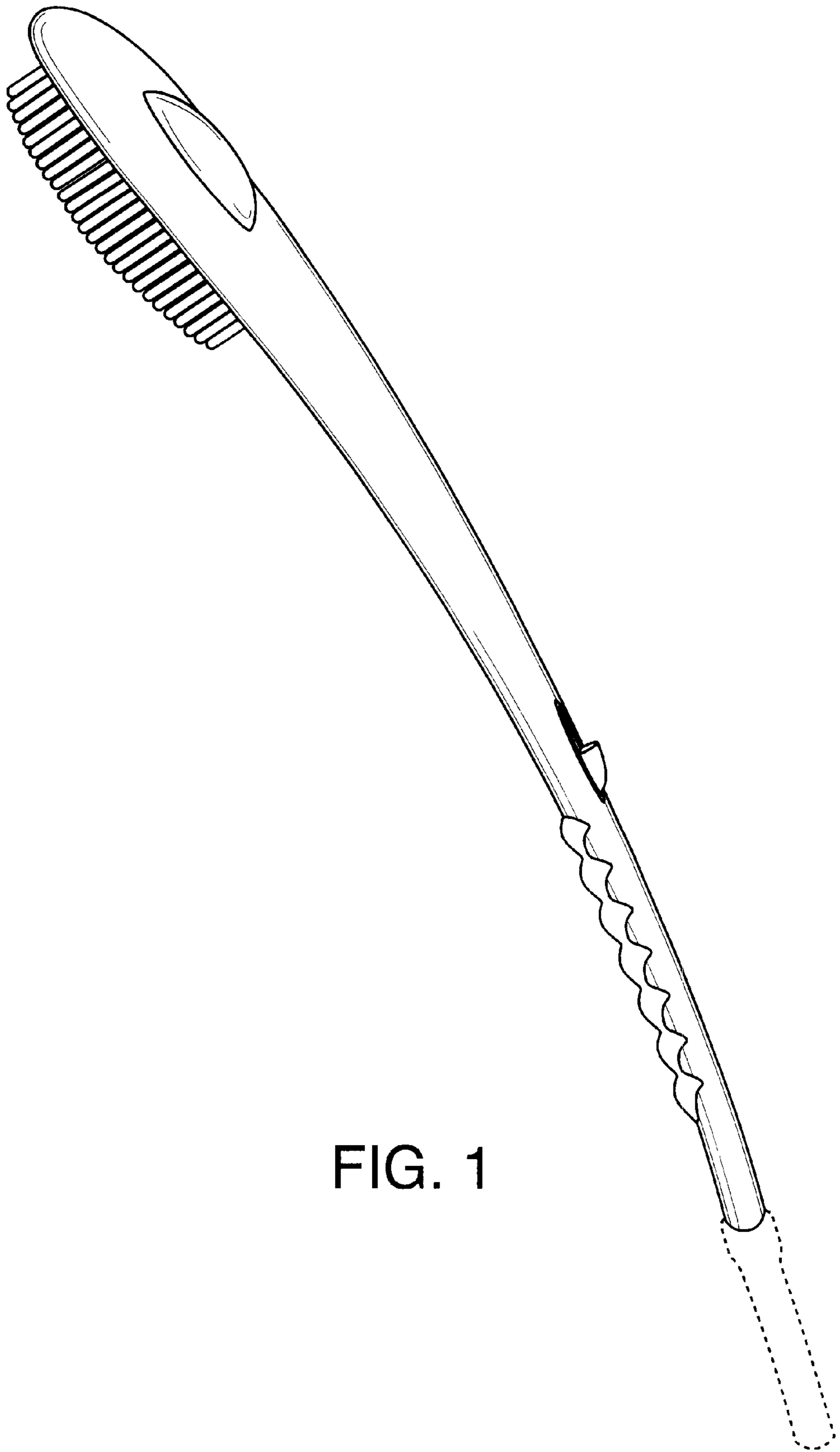


FIG. 1

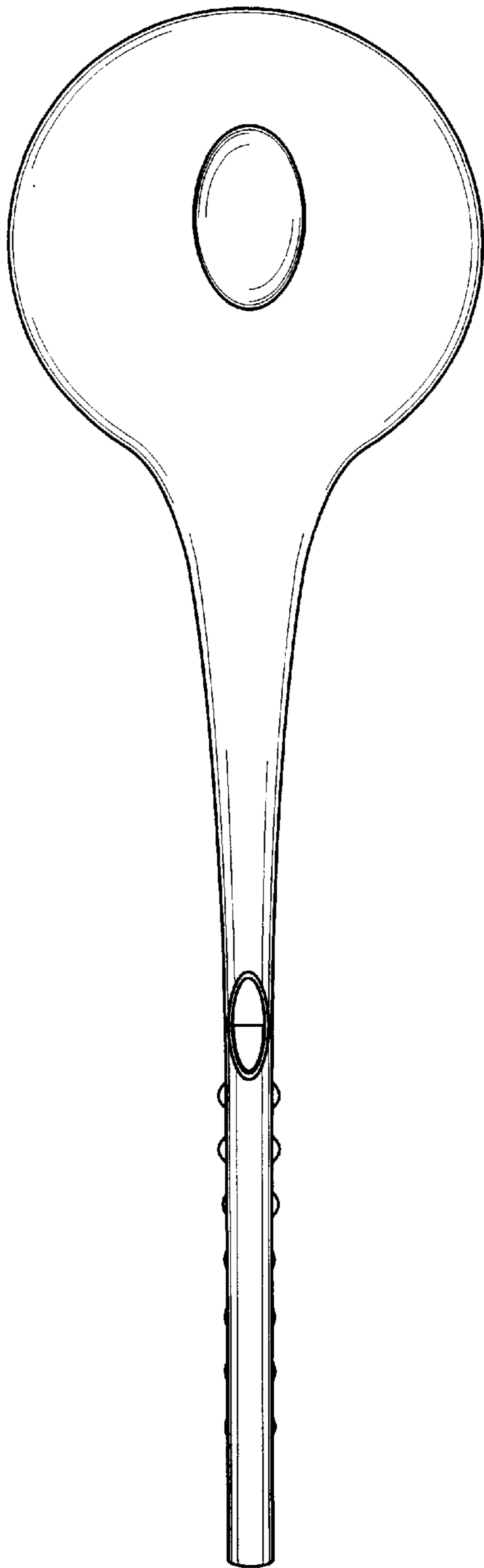


FIG. 2

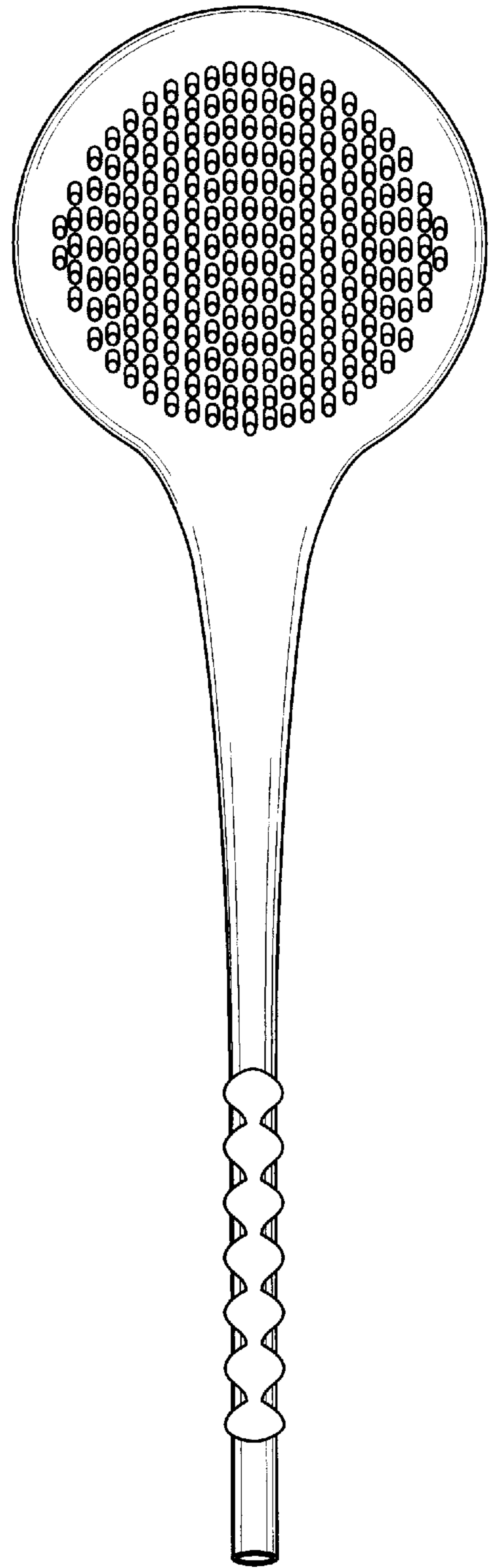


FIG. 3

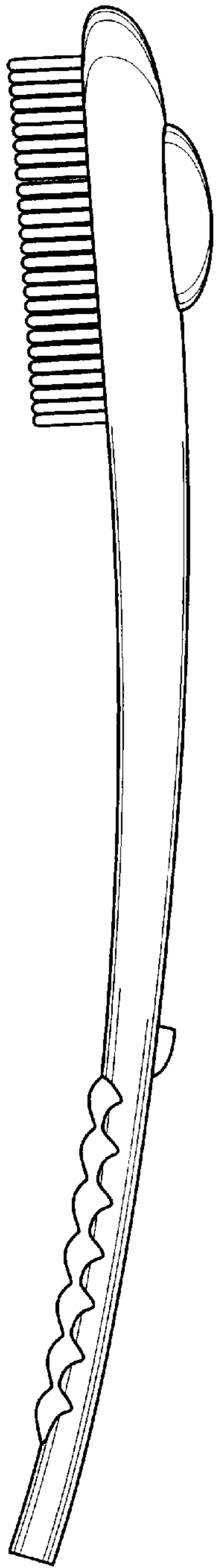


FIG. 4

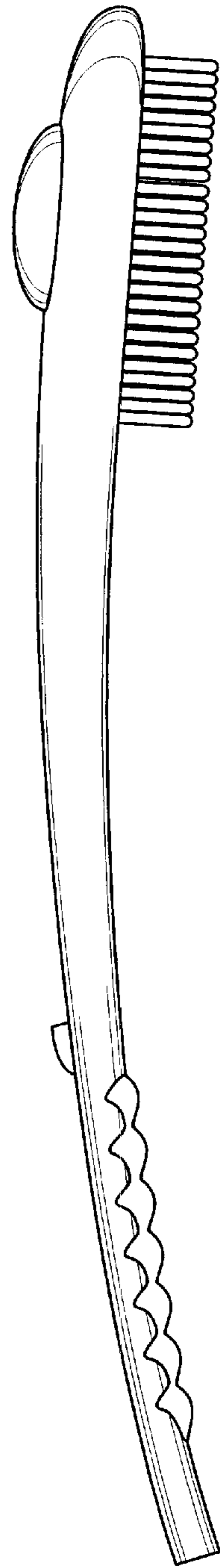


FIG. 5

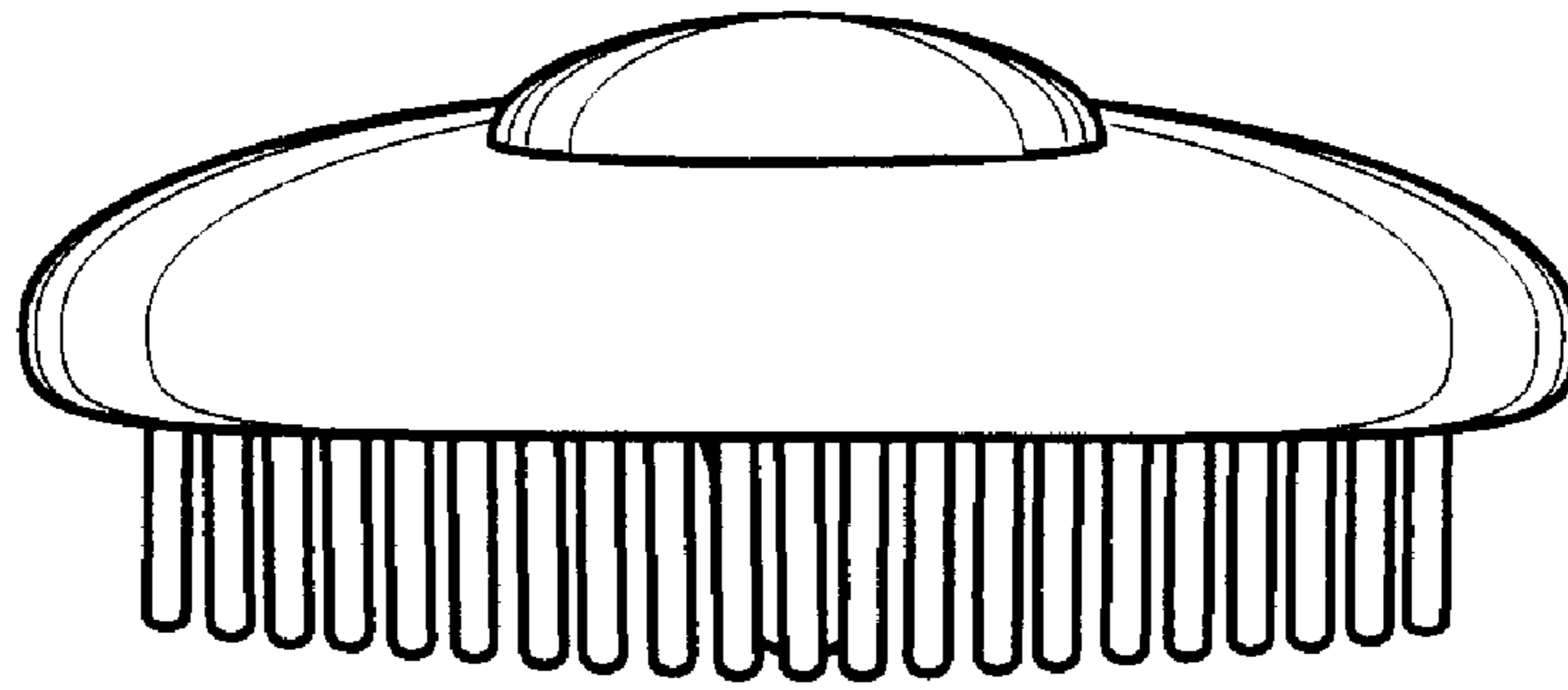


FIG. 6

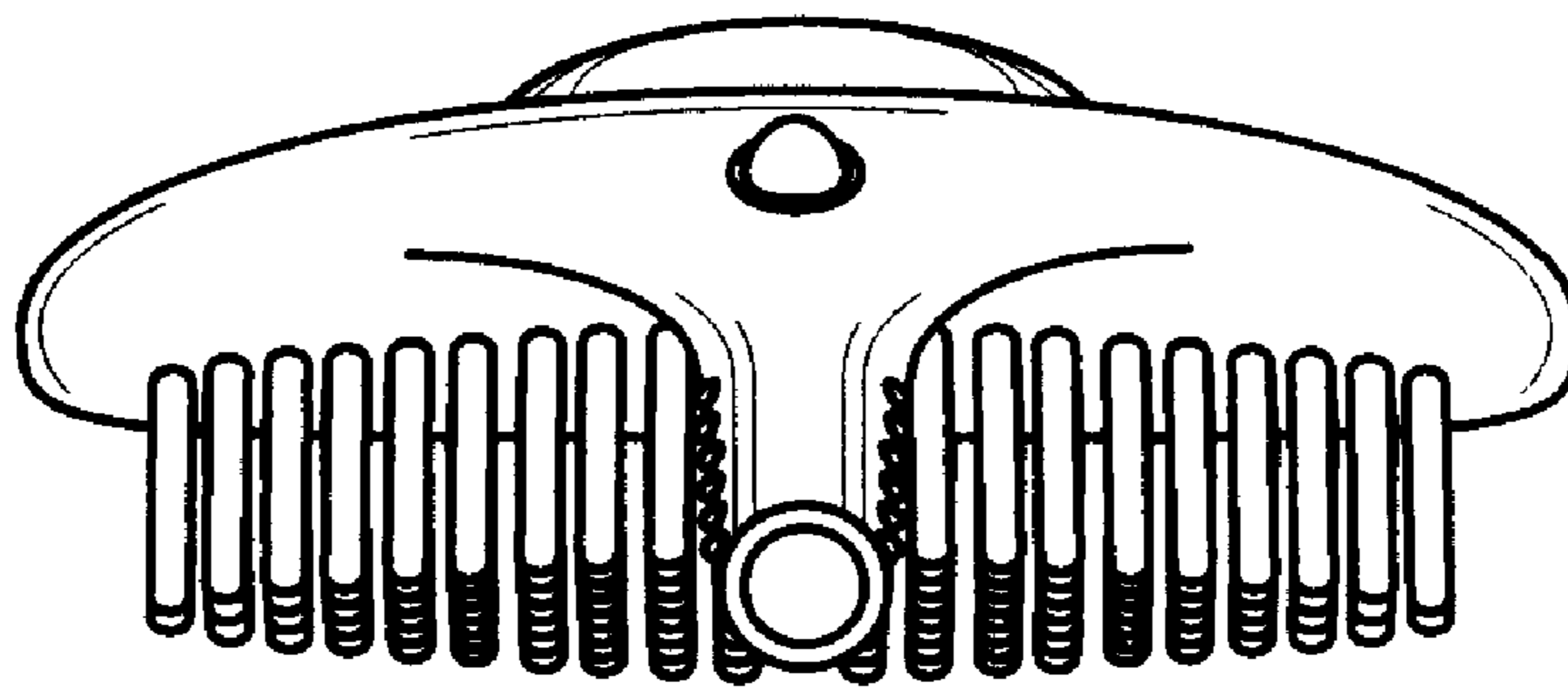


FIG. 7