



US00D484306S

(12) **United States Design Patent**
Lau

(10) **Patent No.:** **US D484,306 S**

(45) **Date of Patent:** **** Dec. 30, 2003**

(54) **KEY CHAIN**

(76) **Inventor:** **Tung Yan Lau**, Room 406, Wah Yiu Ind. Ctr., 30-32 Au Pui Wan St., Fotan, New Territories, Hong Kong (CN)

(**) **Term:** **14 Years**

(21) **Appl. No.:** **29/171,166**

(22) **Filed:** **Nov. 14, 2002**

(51) **LOC (7) Cl.** **03-01**

(52) **U.S. Cl.** **D3/208**

(58) **Field of Search** D3/207-212; 206/37.1, 206/38.1; 150/147; 70/456 R, 456 B, 457, 458, 459

(56) **References Cited**

U.S. PATENT DOCUMENTS

D398,714 S * 9/1998 Delfini D27/195
D414,717 S * 10/1999 Comero et al. D11/81
D421,372 S * 3/2000 Wysopal D8/38

OTHER PUBLICATIONS

Adco Crown Collection fall/winter 1987 catalog—Item right side of p. 31.*

* cited by examiner

Primary Examiner—Ralf Seifert

(57) **CLAIM**

The ornamental design for the key chain, as shown and described.

DESCRIPTION

FIG. 1 is a front elevational view of a key chain showing my new design;

FIG. 2 is a rear elevational view thereof;

FIG. 3 is a left side view thereof;


FIG. 4 is a right side view thereof;

FIG. 5 is a top plan view thereof;

FIG. 6 is a bottom plan view thereof; and,

FIG. 7 is a perspective view thereof with one piece of puzzles removed from the globe.

1 Claim, 1 Drawing Sheet






FIG. 1




FIG. 2

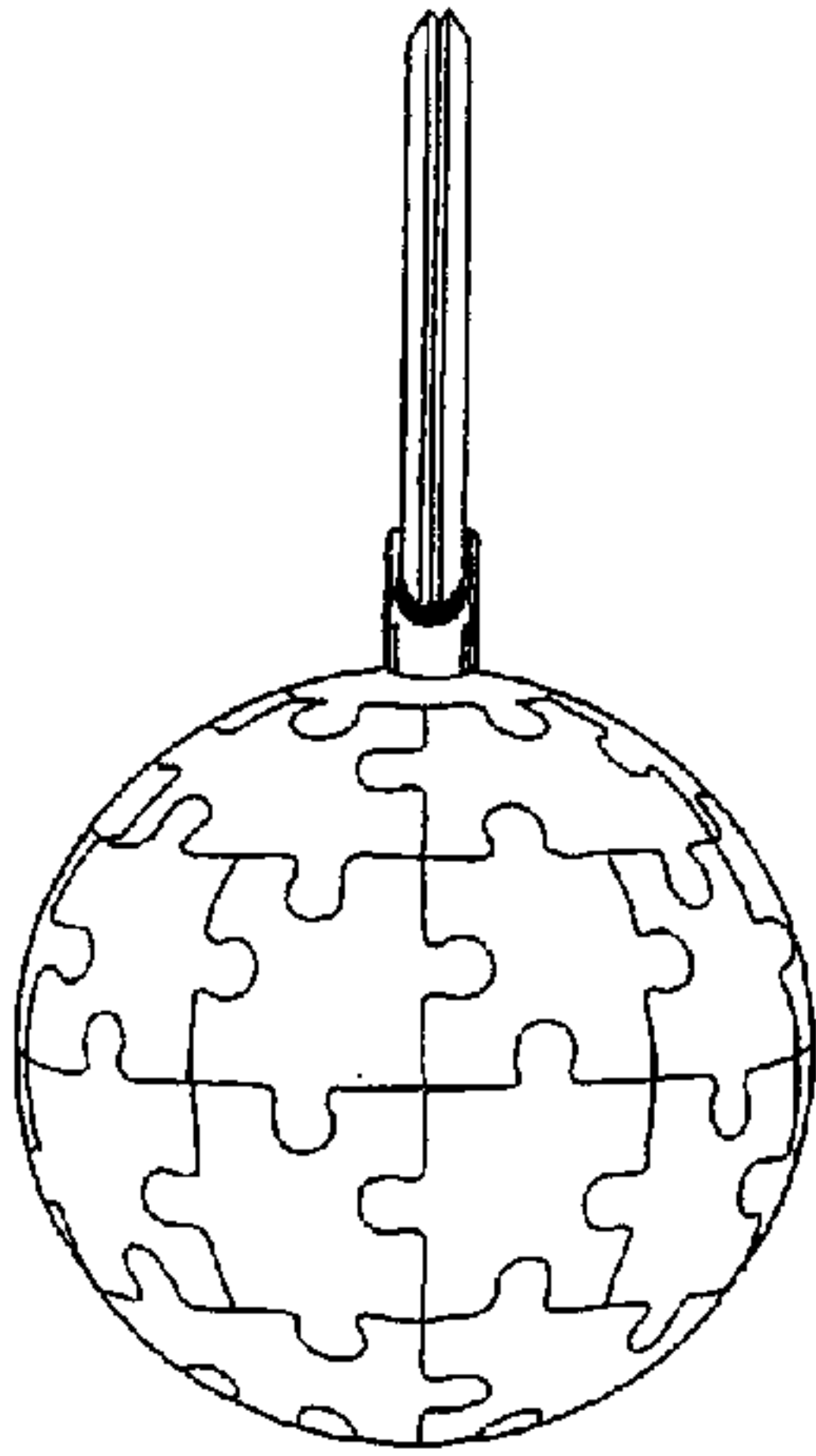


FIG. 3

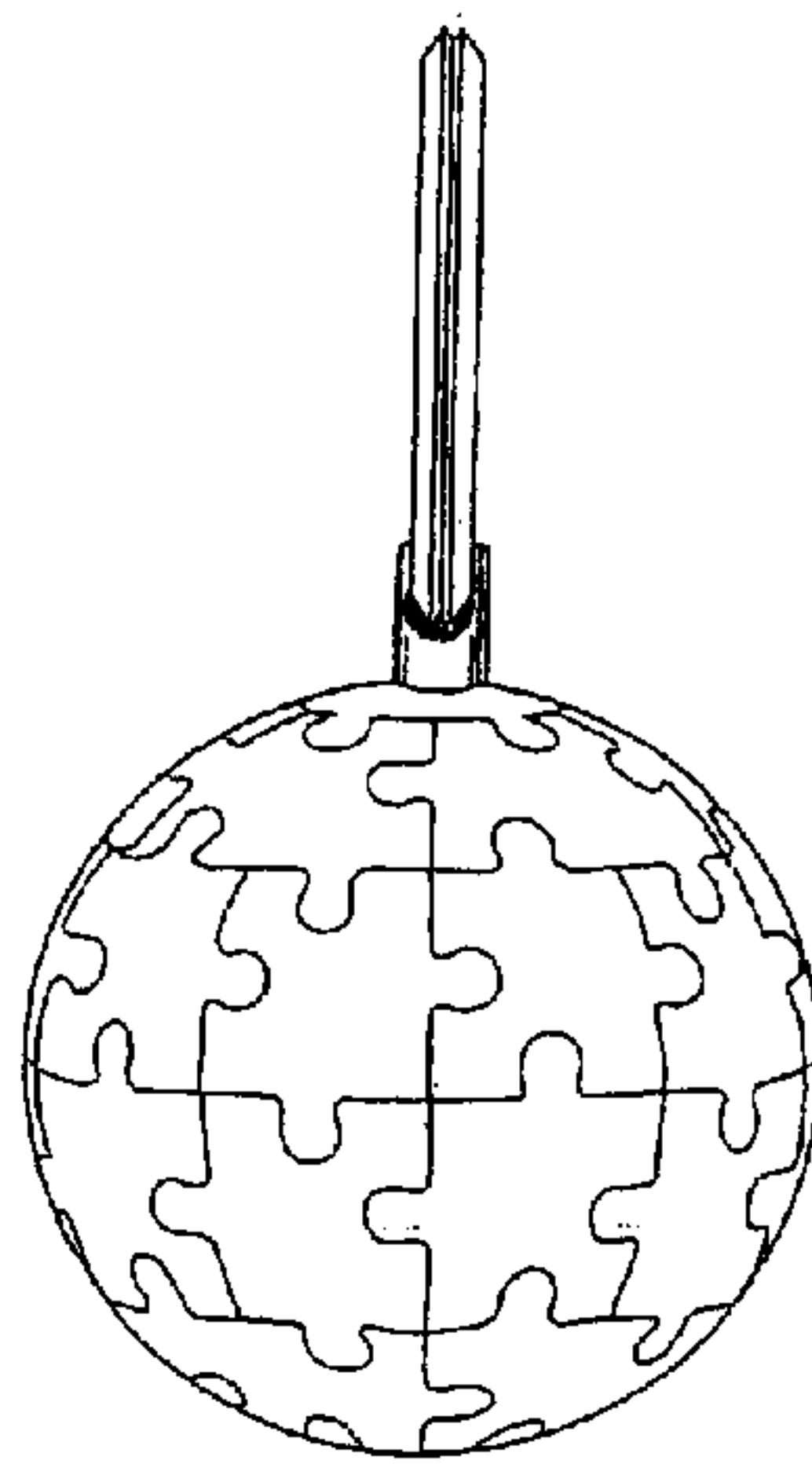


FIG. 4

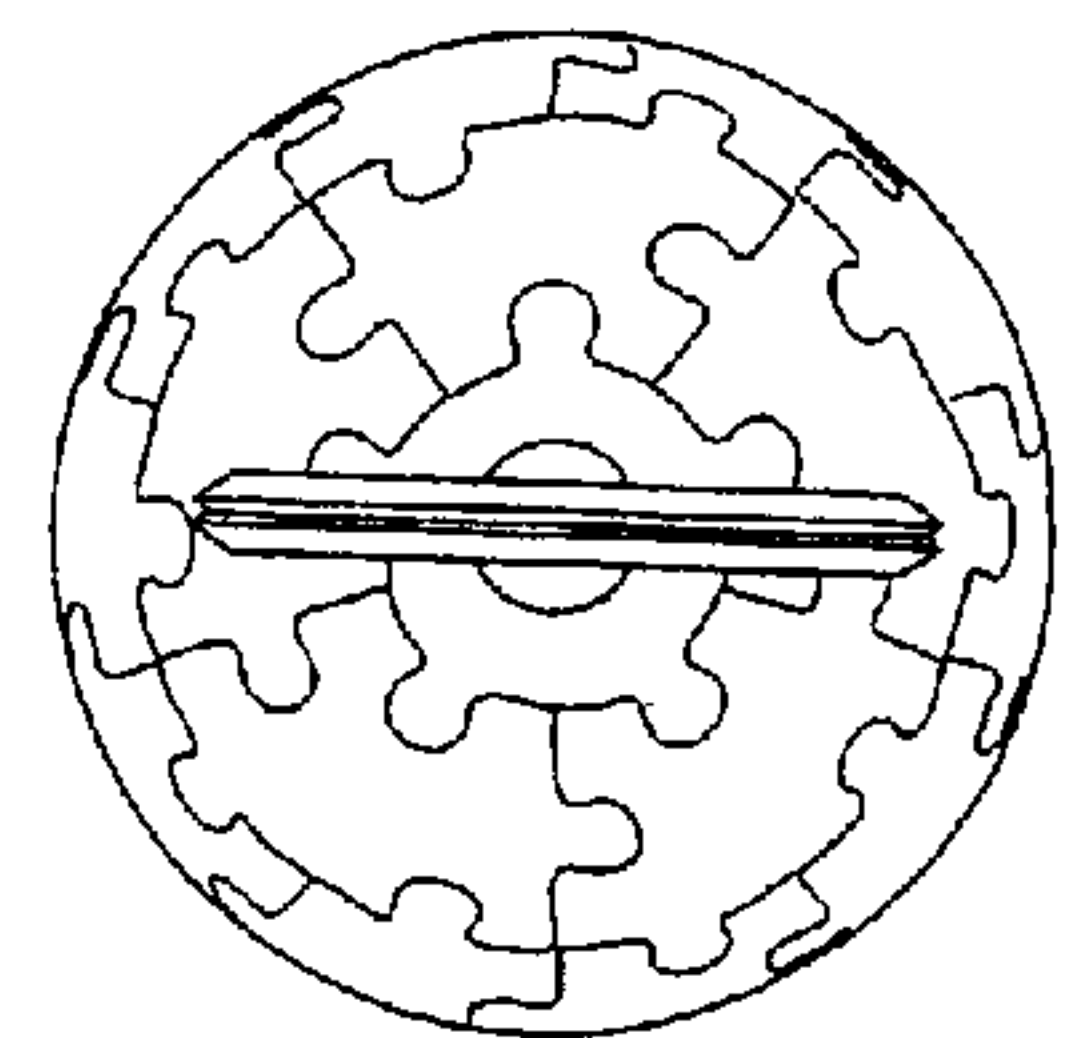


FIG. 5

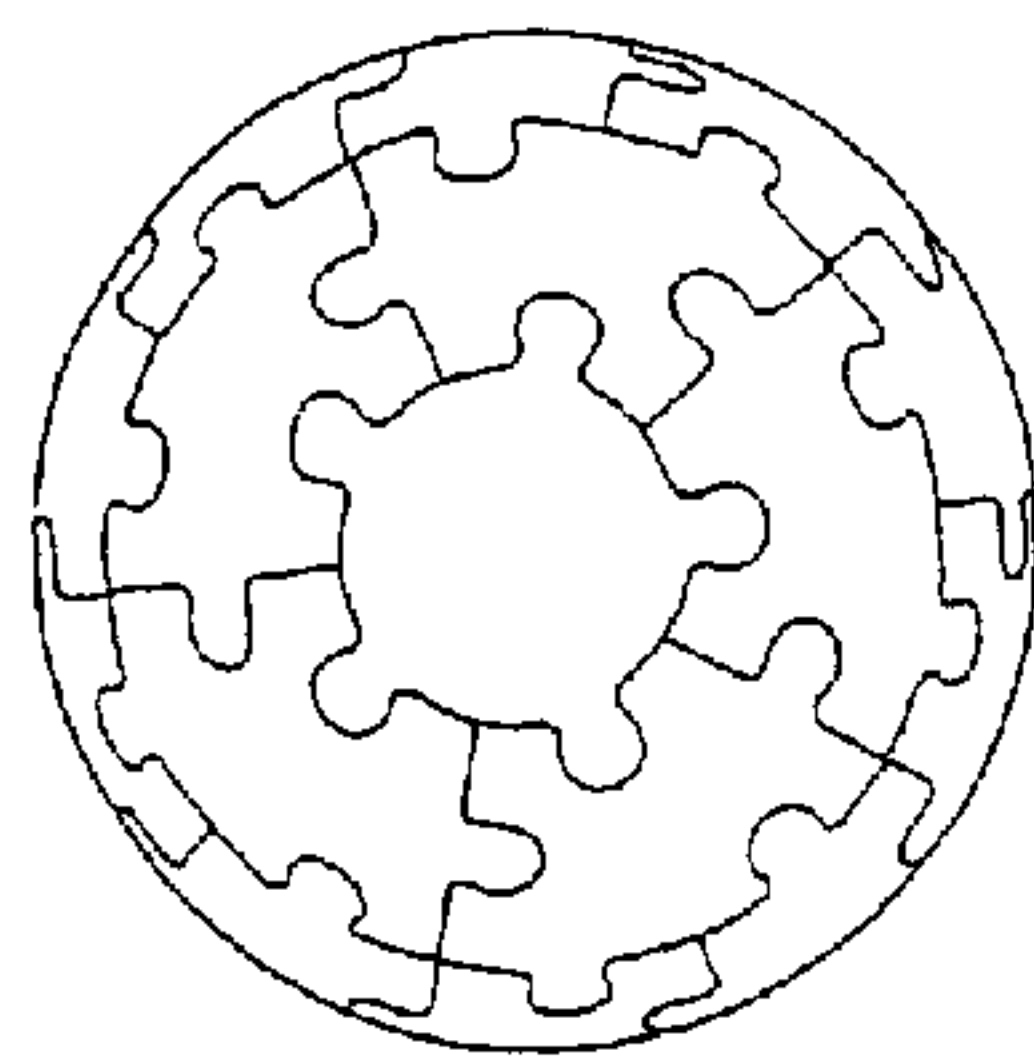


FIG. 6




FIG. 7