



US00D484298S

(12) **United States Design Patent**  
**Navatier**

(10) **Patent No.:** **US D484,298 S**

(45) **Date of Patent:** **\*\* Dec. 30, 2003**

(54) **HIGH OVERBOOTS**

(76) **Inventor:** **Timothy J. Navatier**, 1500 Laurel La.,  
Palmerton, PA (US) 18071

(\*\*) **Term:** **14 Years**

(21) **Appl. No.:** **29/159,652**

(22) **Filed:** **Apr. 24, 2002**

(51) **LOC (7) Cl.** ..... **02-04**

(52) **U.S. Cl.** ..... **D2/910; D2/959**

(58) **Field of Search** ..... D2/896, 909-912,  
D2/951, 970, 980, 959; 36/4, 109, 83, 58.5,  
71 R

(56) **References Cited**

**U.S. PATENT DOCUMENTS**

D8,256 S	*	3/1875	Trotter	.....	D2/910
D16,208 S	*	8/1885	Preston	.....	D2/910
1,061,740 A	*	5/1913	Gehant	.....	36/109
D47,861 S	*	9/1915	Payne	.....	D2/910
D48,627 S	*	2/1916	Clark	.....	D2/910
1,524,049 A	*	1/1925	Martin	.....	36/4
1,539,332 A	*	5/1925	Smiley	.....	36/4
D70,529 S	*	7/1926	Bott et al.	.....	D2/910
D116,009 S	*	8/1939	Bartlett	.....	D2/910
3,827,167 A	*	8/1974	Jones	.....	36/4

D238,910 S	*	2/1976	Person	.....	D2/910
3,991,492 A	*	11/1976	Dreyer	.....	36/109
D256,180 S	*	8/1980	Turner	.....	D2/954
D264,017 S	*	4/1982	Turner	.....	D2/954
D311,807 S	*	11/1990	Pacanowsky et al.	.....	D2/980
D337,195 S	*	7/1993	Vick et al.	.....	D2/911
D350,014 S	*	8/1994	Ivanyshyn	.....	D2/910
D475,841 S	*	6/2003	Cook	.....	D2/909

\* cited by examiner

*Primary Examiner*—Dominic Simone

(74) *Attorney, Agent, or Firm*—Gene Scott-Patent Law & Venture Group

(57) **CLAIM**

The ornamental design for a “high overboots”, as shown and described.

**DESCRIPTION**

FIG. 1 is a left side elevational view of a high overboots, showing my new design, the right side elevational view being a mirror image of the left side;  
FIG. 2 is a top plan view thereof;  
FIG. 3 is a bottom plan view thereof;  
FIG. 4 is a rear elevational view thereof; and,  
FIG. 5 is a front elevational view thereof.

**1 Claim, 2 Drawing Sheets**

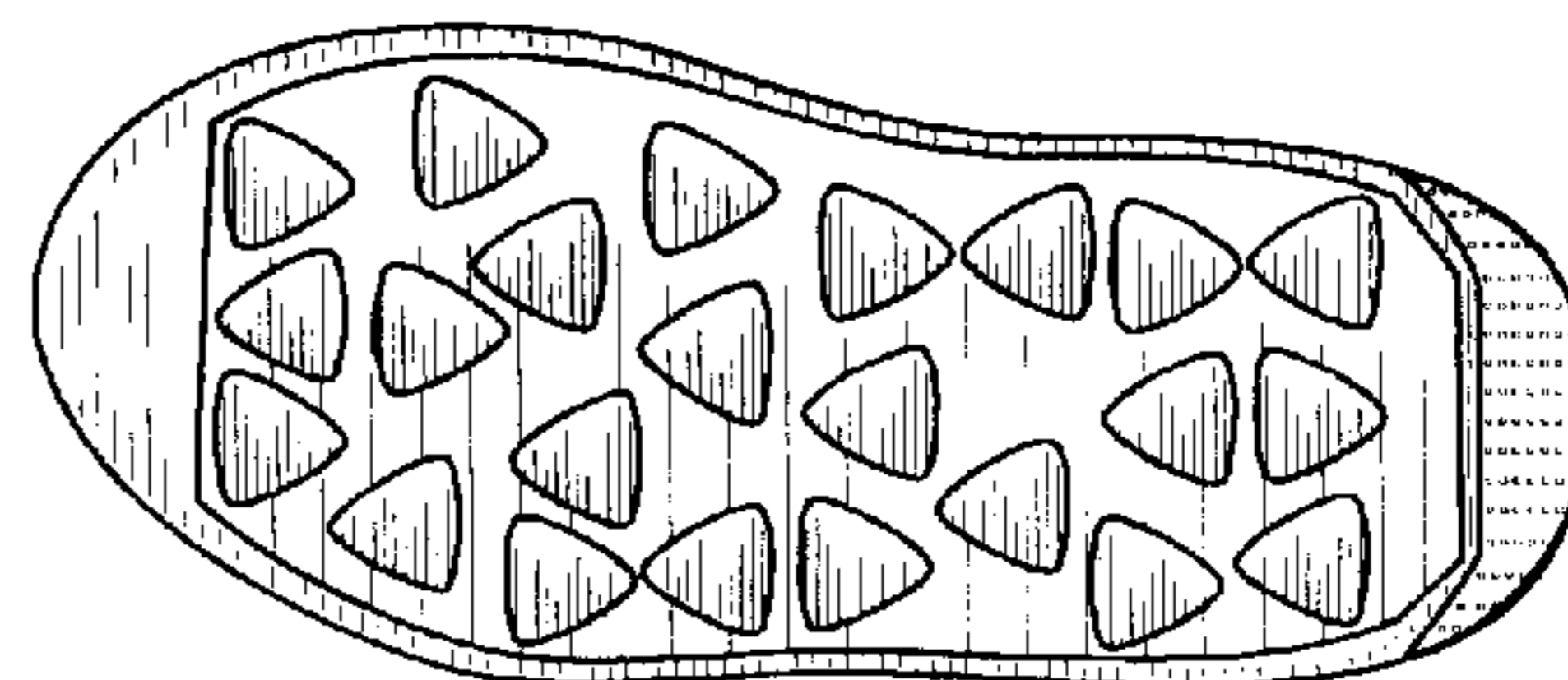
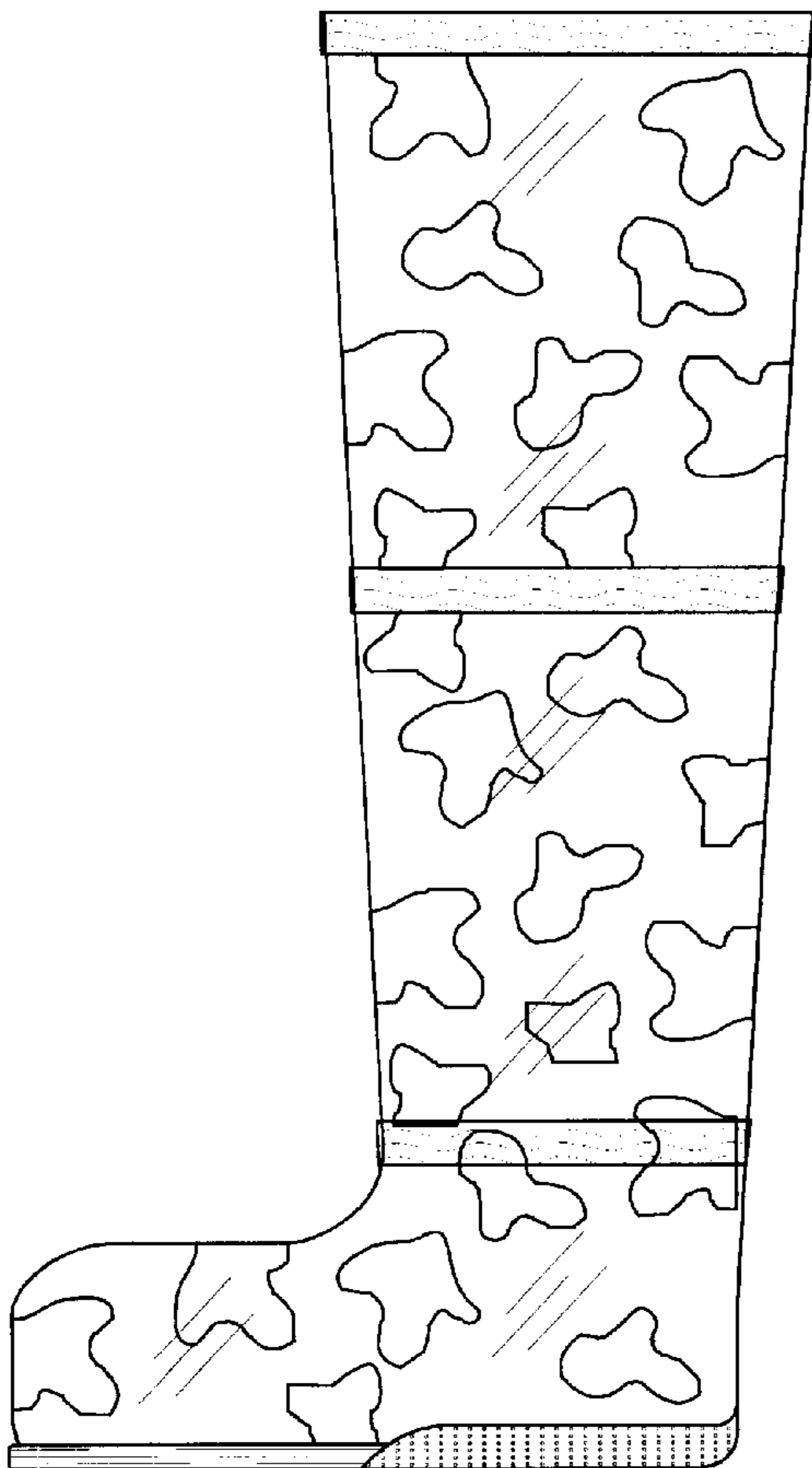


Fig. 1

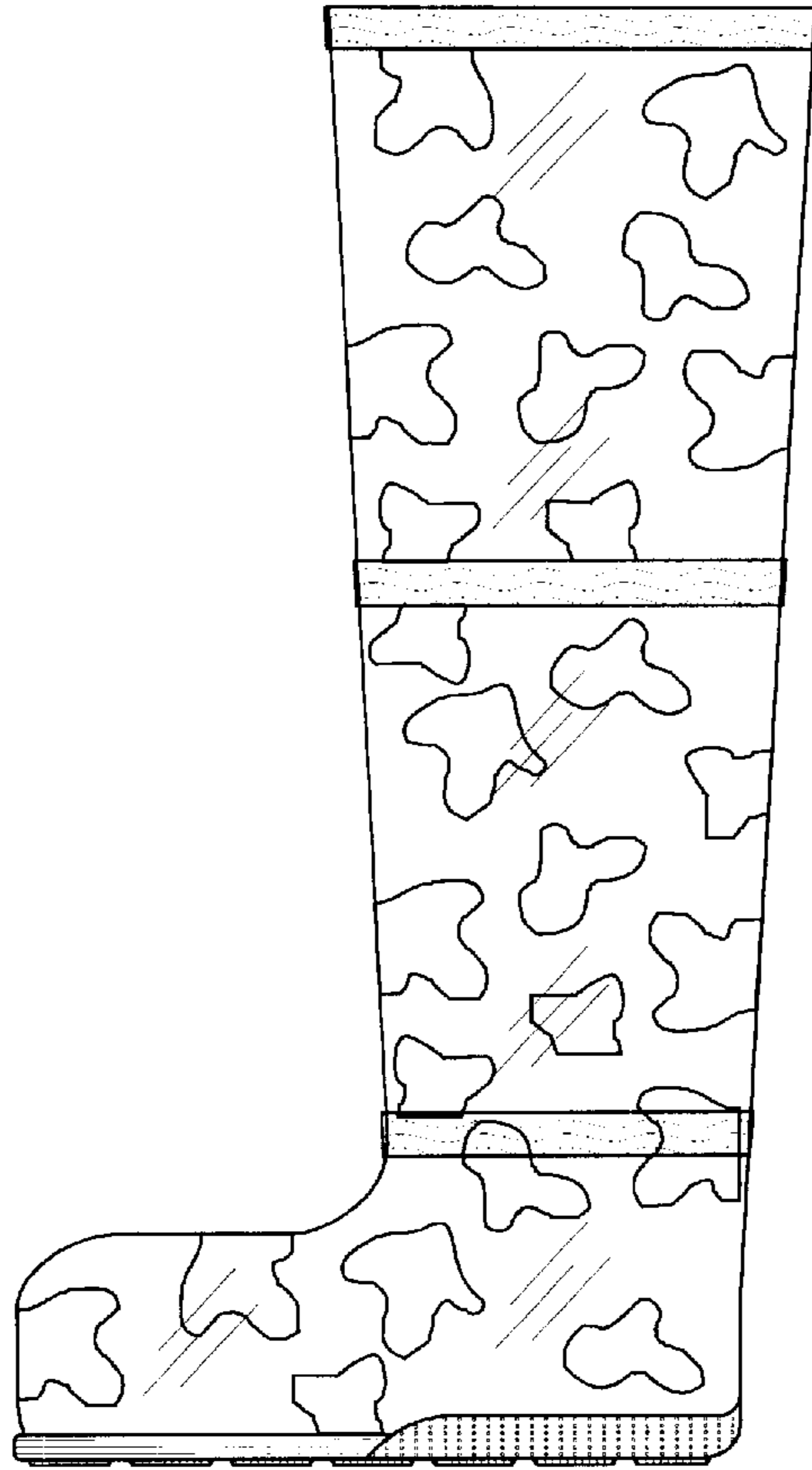


Fig. 2




Fig. 3

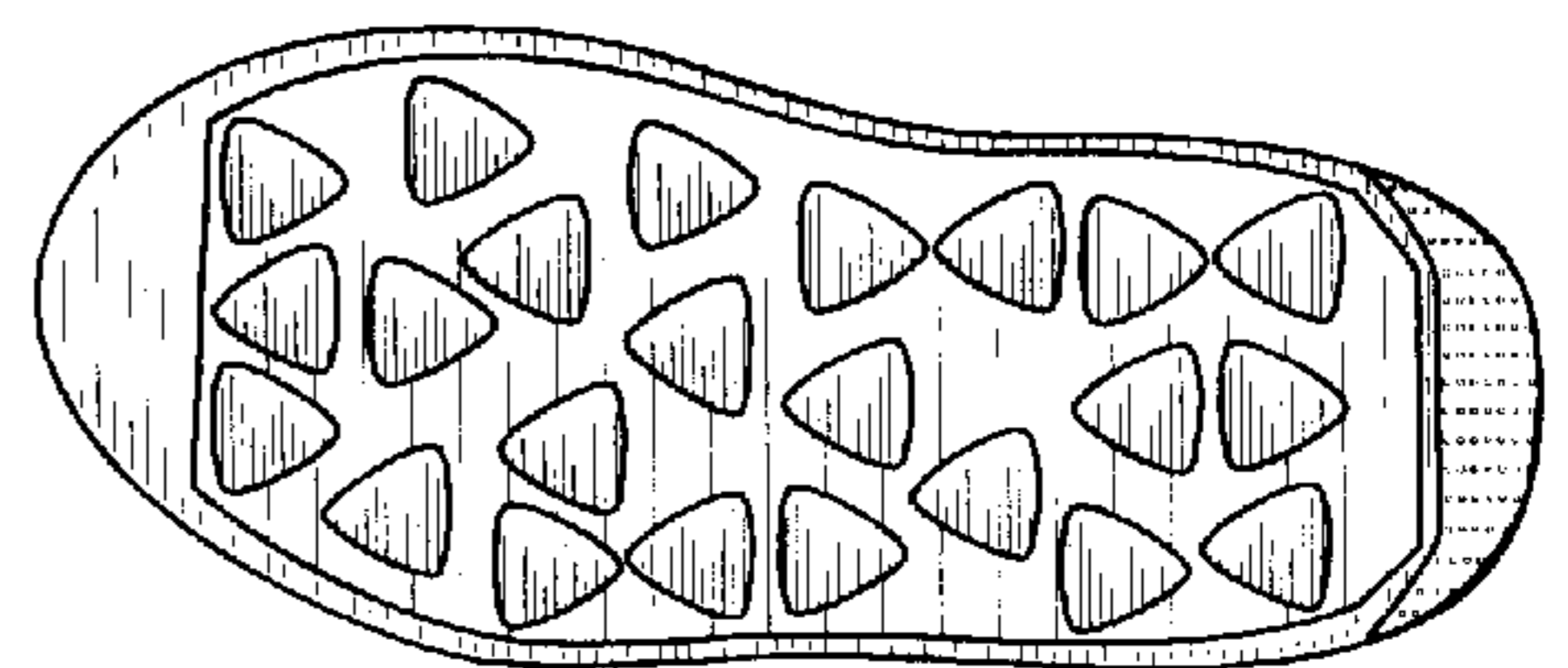


Fig. 4

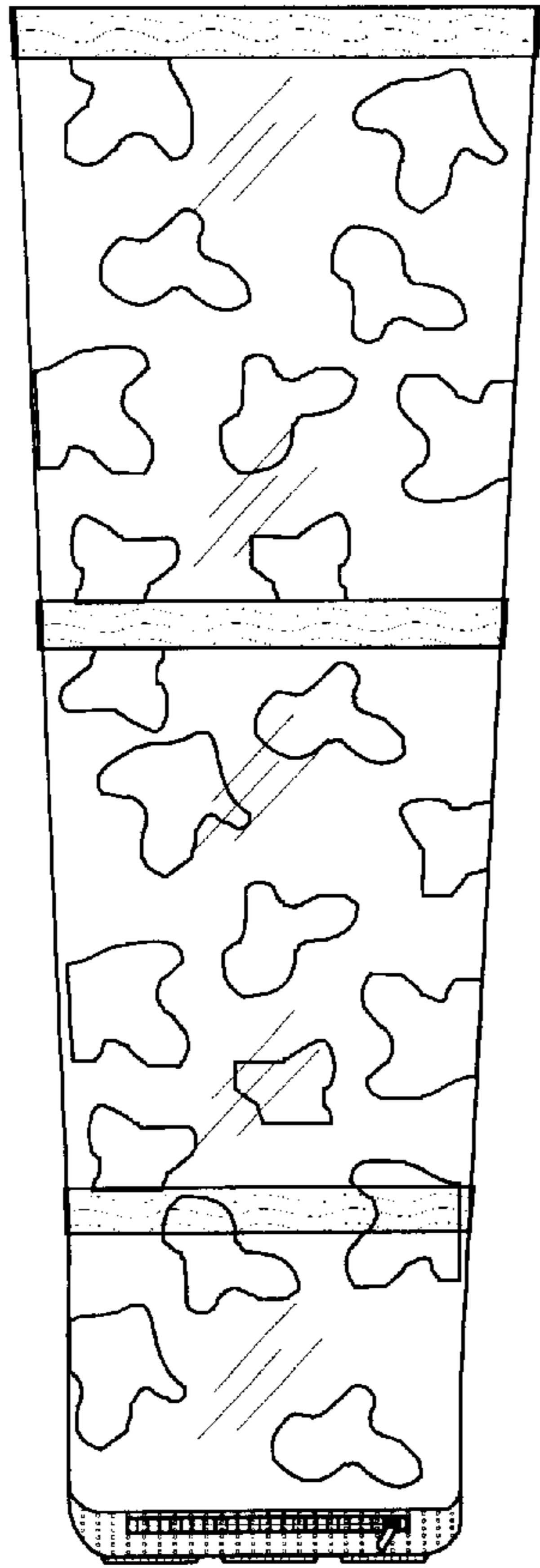


Fig. 5

