



US00D484285S

(12) **United States Design Patent**
Schröter

(10) **Patent No.:** **US D484,285 S**

(45) **Date of Patent:** **** Dec. 23, 2003**

(54) **VACUUM CLEANER**

(75) **Inventor:** **Jörg Schröter, Gröbenzell (DE)**

(73) **Assignee:** **BSH Bosch und Siemens Hausgeräte GmbH, Munich (DE)**

(**) **Term:** **14 Years**

(21) **Appl. No.:** **29/146,653**

(22) **Filed:** **Aug. 13, 2001**

(30) **Foreign Application Priority Data**

Feb. 13, 2001 (WO) DM/055 245

(51) **LOC (7) Cl. 15-05**

(52) **U.S. Cl. D32/24**

(58) **Field of Search D32/21, 23-24, D32/25, 31; 15/321, 323, 327.1-327.2, 327.4, 327.6-327.7, 353, 412**

(56) **References Cited**

U.S. PATENT DOCUMENTS

- D373,665 S * 9/1996 Nakamura et al. D32/21
- D382,680 S * 8/1997 Meelen D32/21
- D391,700 S * 3/1998 Hughes D32/21

- D394,527 S * 5/1998 Pochopien et al. D32/21
- D399,617 S * 10/1998 Fujita D32/21
- D417,046 S * 11/1999 Tsuruha et al. D32/21
- D430,366 S * 8/2000 Sato et al. D32/21
- D430,711 S * 9/2000 Piret D32/21

* cited by examiner

Primary Examiner—Ruth McInroy

(74) *Attorney, Agent, or Firm*—Laurence A. Greenberg; Werner H. Stemer; Ralph E. Locher

(57) **CLAIM**

The ornamental design for a vacuum cleaner, as shown and described.

DESCRIPTION

FIG. 1 is a top perspective view of a vacuum cleaner showing my new design;
 FIG. 2 is a bottom perspective view thereof;
 FIG. 3 is a left side view thereof;
 FIG. 4 is a front view thereof;
 FIG. 5 is a right side thereof;
 FIG. 6 is a rear view thereof;
 FIG. 7 is a top view thereof; and,
 FIG. 8 is a bottom view thereof.

1 Claim, 8 Drawing Sheets





Fig. 1



Fig. 2




Fig. 3




Fig. 4




Fig. 5




Fig. 6



Fig. 7




Fig. 8

