



US00D484276S

(12) **United States Design Patent**
Pierce

(10) **Patent No.:** **US D484,276 S**

(45) **Date of Patent:** **** *Dec. 23, 2003**

(54) **HANDLE FOR A BACK SCRUBBING DEVICE**

(76) **Inventor:** **Richard L. Pierce**, 2014 Waverly Cir.,
St. Charles, IL (US) 60174

(*) **Notice:** This patent is subject to a terminal disclaimer.

(**) **Term:** **14 Years**

(21) **Appl. No.:** **29/161,078**

(22) **Filed:** **May 22, 2002**

Related U.S. Application Data

(62) Division of application No. 29/144,501, filed on Jul. 3, 2001.

(51) **LOC (7) Cl.** **28-03**

(52) **U.S. Cl.** **D28/63**

(58) **Field of Search** D4/120, 127, 134,
D4/137, 138; D28/7, 63, 91.2; D24/119;
D32/51; 15/143.1, 147.1, 147.2, 159.1,
208, 209.1, 210.1, 211, 231, 244.1, 244.4;
446/15-16; D21/402

(56) **References Cited**

U.S. PATENT DOCUMENTS

RE7,181 E * 6/1876 Kerr 15/244.1
1,073,155 A * 9/1913 Miller 15/209.1

D235,030 S * 4/1975 Ziff D21/402
D280,448 S * 9/1985 Colognori D28/91.2
4,615,066 A * 10/1986 Colognori 15/244.1
D394,108 S * 5/1998 Ebert D24/119
6,276,022 B1 * 8/2001 Gallacher 15/209.1

* cited by examiner

Primary Examiner—Alan P. Douglas

Assistant Examiner—Lavone Tabor

(74) *Attorney, Agent, or Firm*—Mathew R. P. Perrone, Jr.

(57) **CLAIM**

The ornamental design for a handle for a back scrubbing device, as shown and described.

DESCRIPTION

FIG. 1 is a perspective view of a handle for a back scrubbing device showing my new design in use, with a human figure and scrubbing device shown in broken lines for illustrative purposes only and forming no part of the claimed design; FIG. 2 is an enlarged perspective view of the handle of FIG. 1;

FIG. 3 is a top plan view of FIG. 2;

FIG. 4 is a bottom plan view of FIG. 2;


FIG. 5 is a side elevational view of FIG. 2;

FIG. 6 is the opposite elevational side view of FIG. 2;

FIG. 7 is an enlarged left end view of FIG. 2; and,

FIG. 8 is an elevational view of the opposite end of FIG. 7.

1 Claim, 2 Drawing Sheets



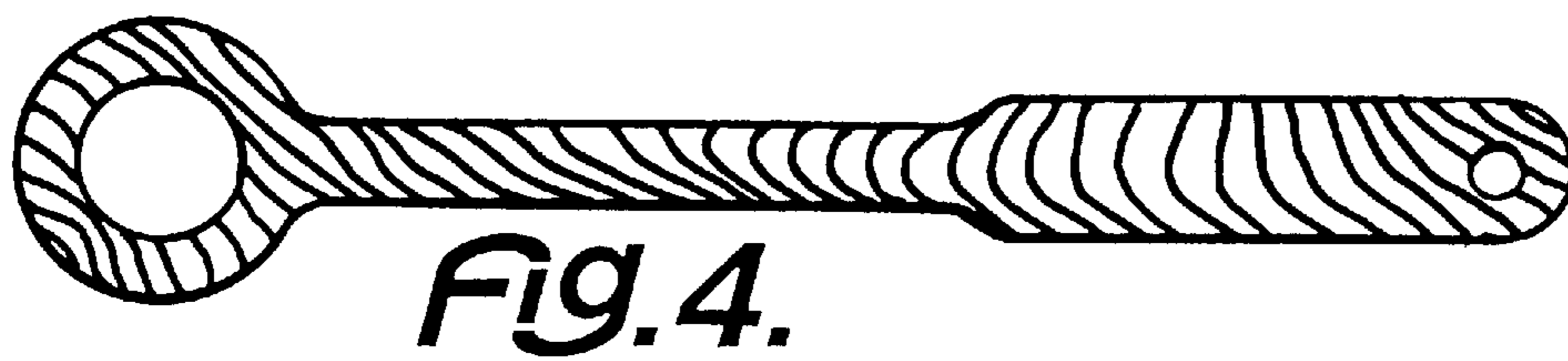
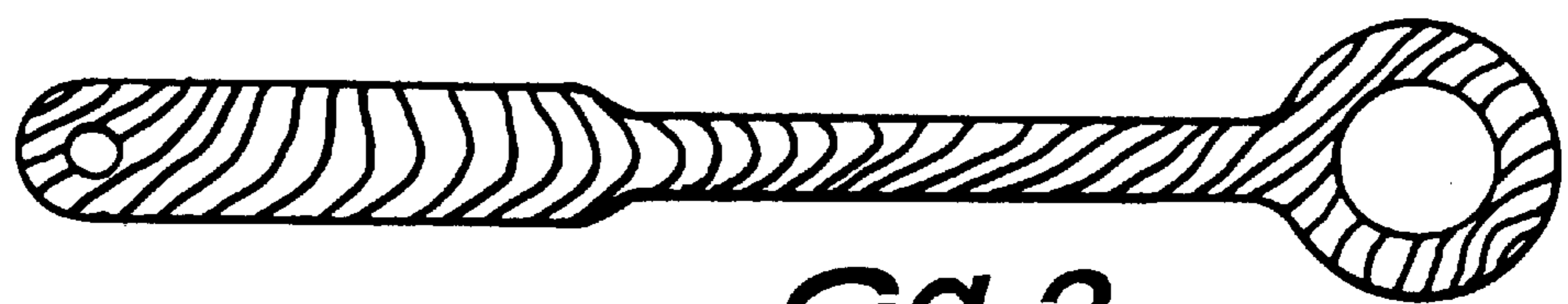
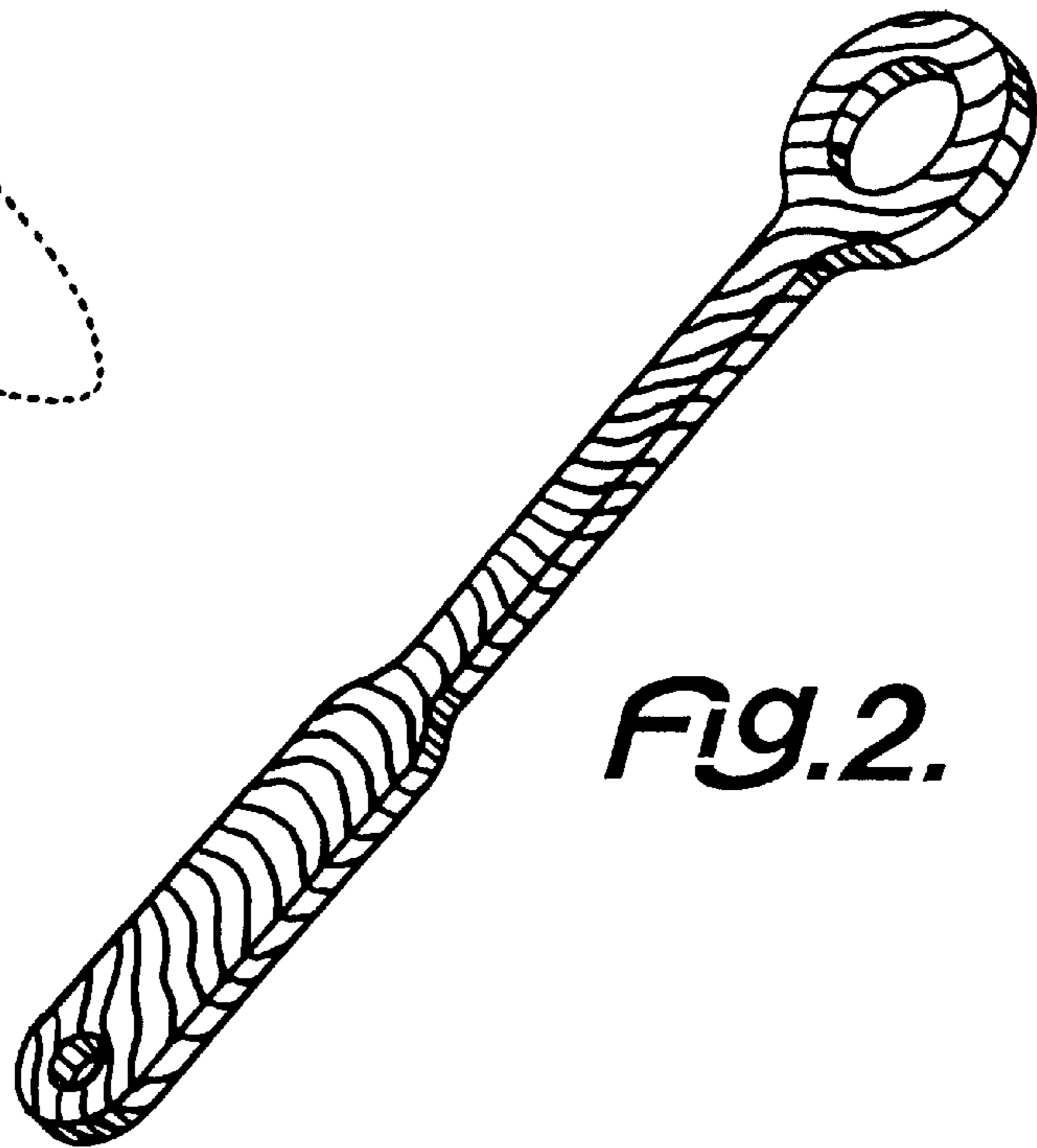
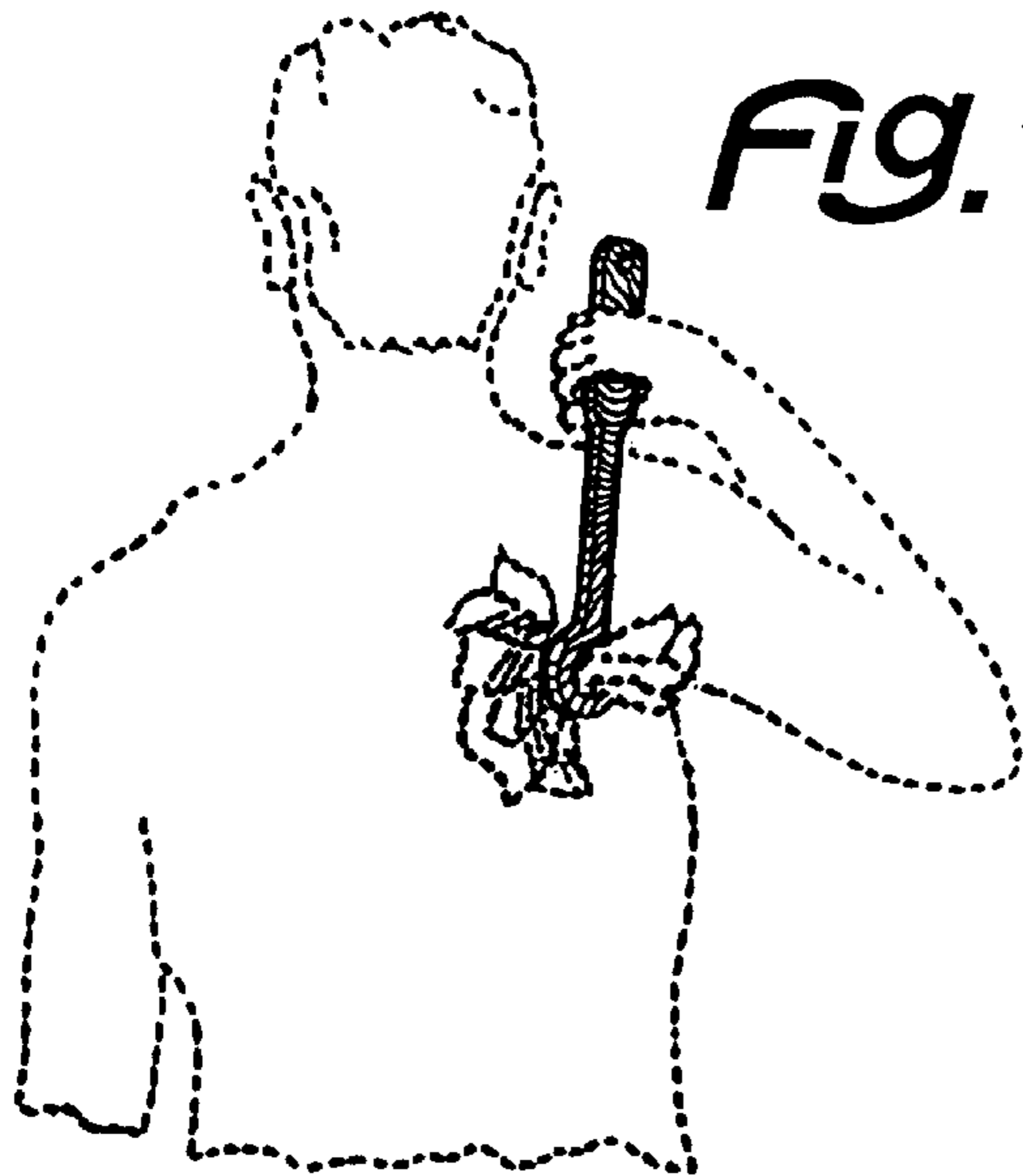




Fig. 5.



Fig. 6.



Fig. 7.



Fig. 8.