



US00D484269S

(12) **United States Design Patent**  
**Hsu**

(10) **Patent No.:** **US D484,269 S**

(45) **Date of Patent:** **\*\* Dec. 23, 2003**

(54) **CEILING LAMP**

D430,690 S \* 9/2000 Miranda ..... D26/84  
D435,136 S \* 12/2000 Miranda ..... D26/88

(75) Inventor: **Kevin Hsu**, Taichung (TW)

**OTHER PUBLICATIONS**

(73) Assignee: **Dong Guan Bright Yin Huey Lighting Co., Ltd.**, Guang Dong (CN)

Fine Art Lamps' 2000 Catalog; p. 24; item No. 839142.\*

(\*\*) Term: **14 Years**

\* cited by examiner

(21) Appl. No.: **29/177,291**

*Primary Examiner*—Clare E. Heflin

(22) Filed: **Mar. 10, 2003**

(74) *Attorney, Agent, or Firm*—Rosenberg, Klein & Lee

(51) **LOC (7) Cl.** ..... **26-03**

(52) **U.S. Cl.** ..... **D26/85; D26/89**

(58) **Field of Search** ..... D26/59, 72, 80-92,  
D26/118, 142-144, 148, 149, 152, 153;  
362/147, 404-408, 432

(57) **CLAIM**

The ornamental design for a ceiling lamp, as shown and described.

(56) **References Cited**

**DESCRIPTION**

**U.S. PATENT DOCUMENTS**

D58,933 S \* 9/1921 Newland ..... D26/84  
D107,888 S \* 1/1938 Waterbury ..... D26/89  
D119,789 S \* 4/1940 MacFadden ..... D26/88  
D238,594 S \* 1/1976 Michaeli ..... D99/40

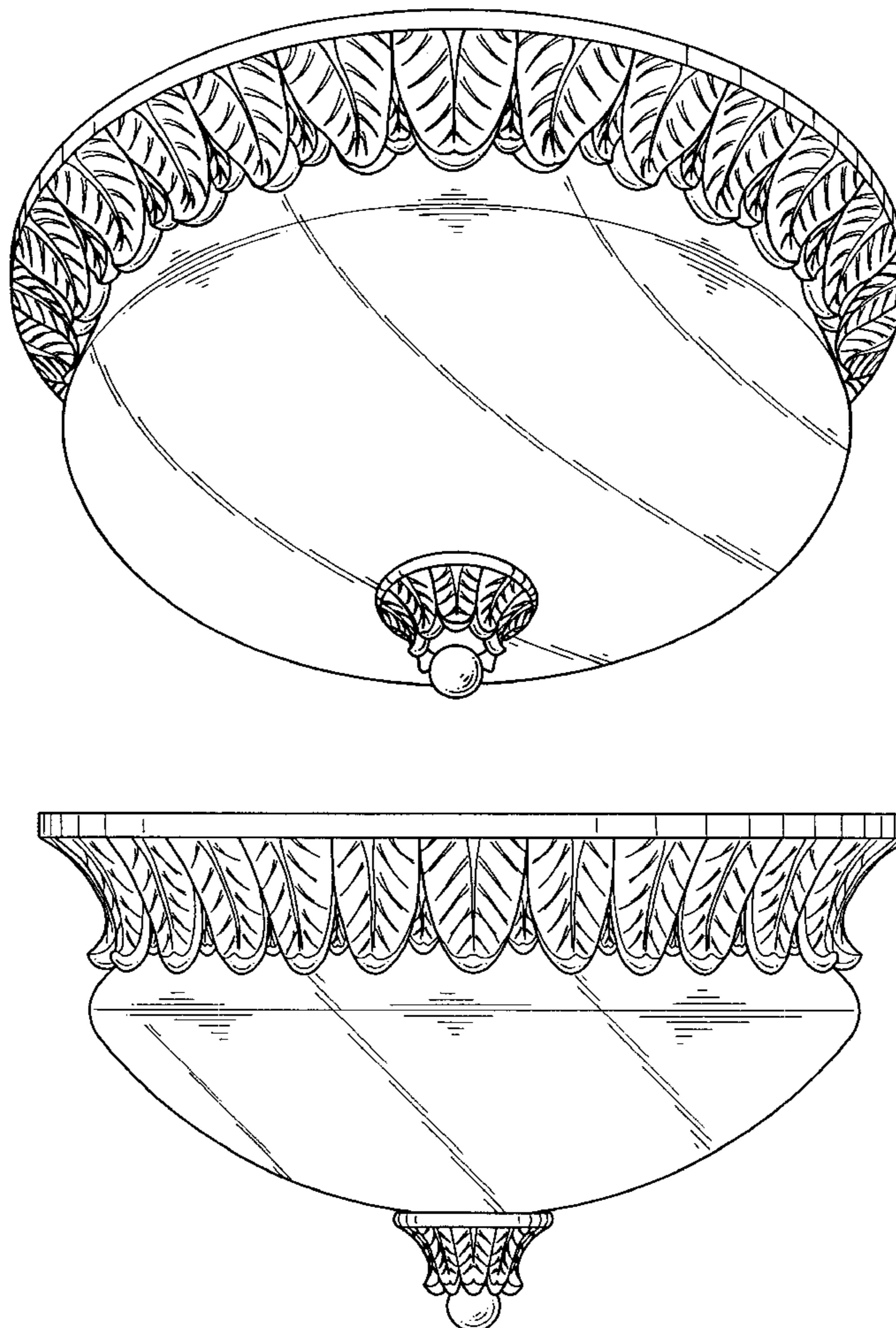
FIG. 1 is a perspective view of ceiling lamp showing my new design;

FIG. 2 is a front elevation view thereof, the rear, the left and the right side elevation view thereof being identical in appearance;

FIG. 3 is a top plan view thereof; and,

FIG. 4 is a bottom plan view thereof.

**1 Claim, 4 Drawing Sheets**



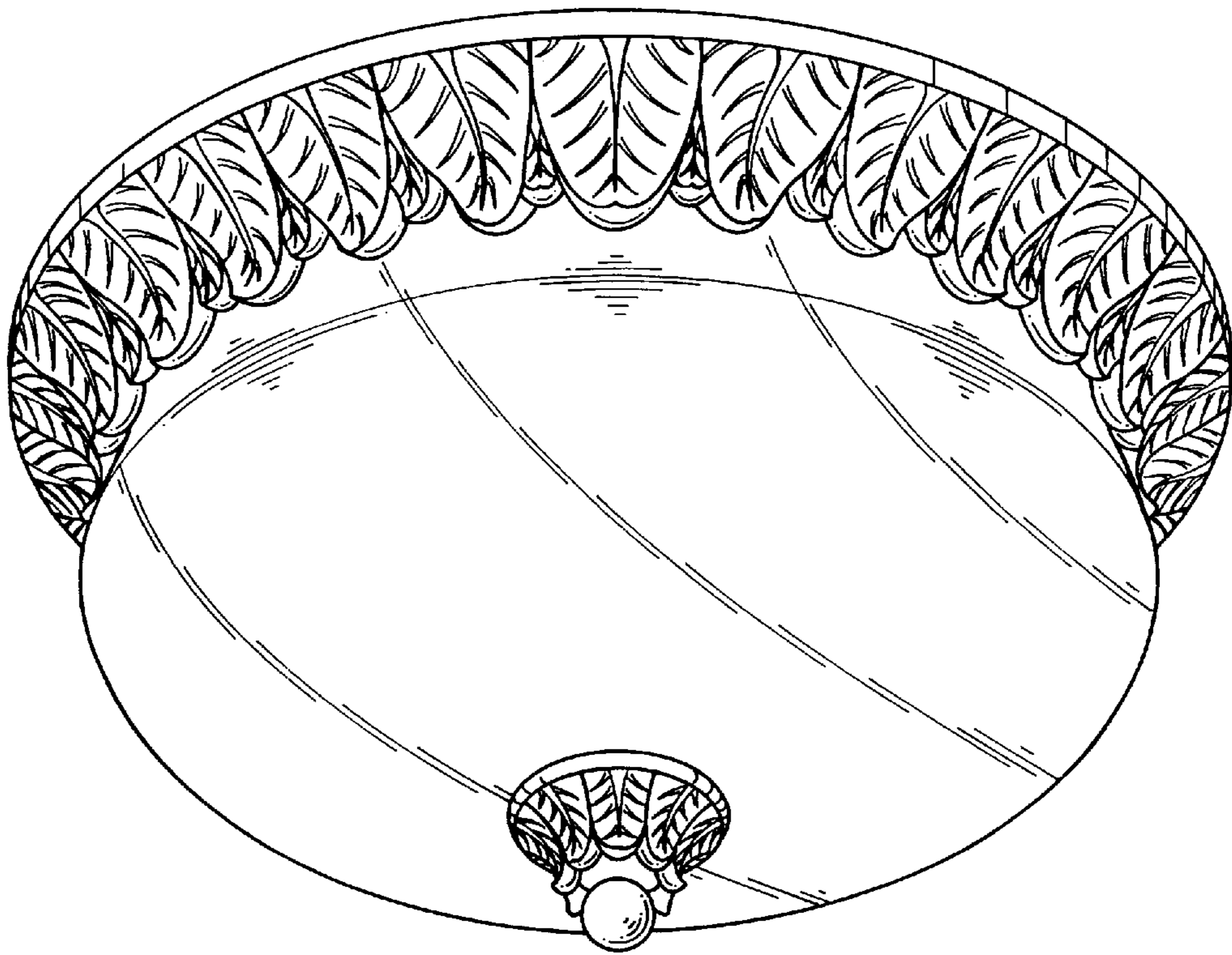


FIG. 1

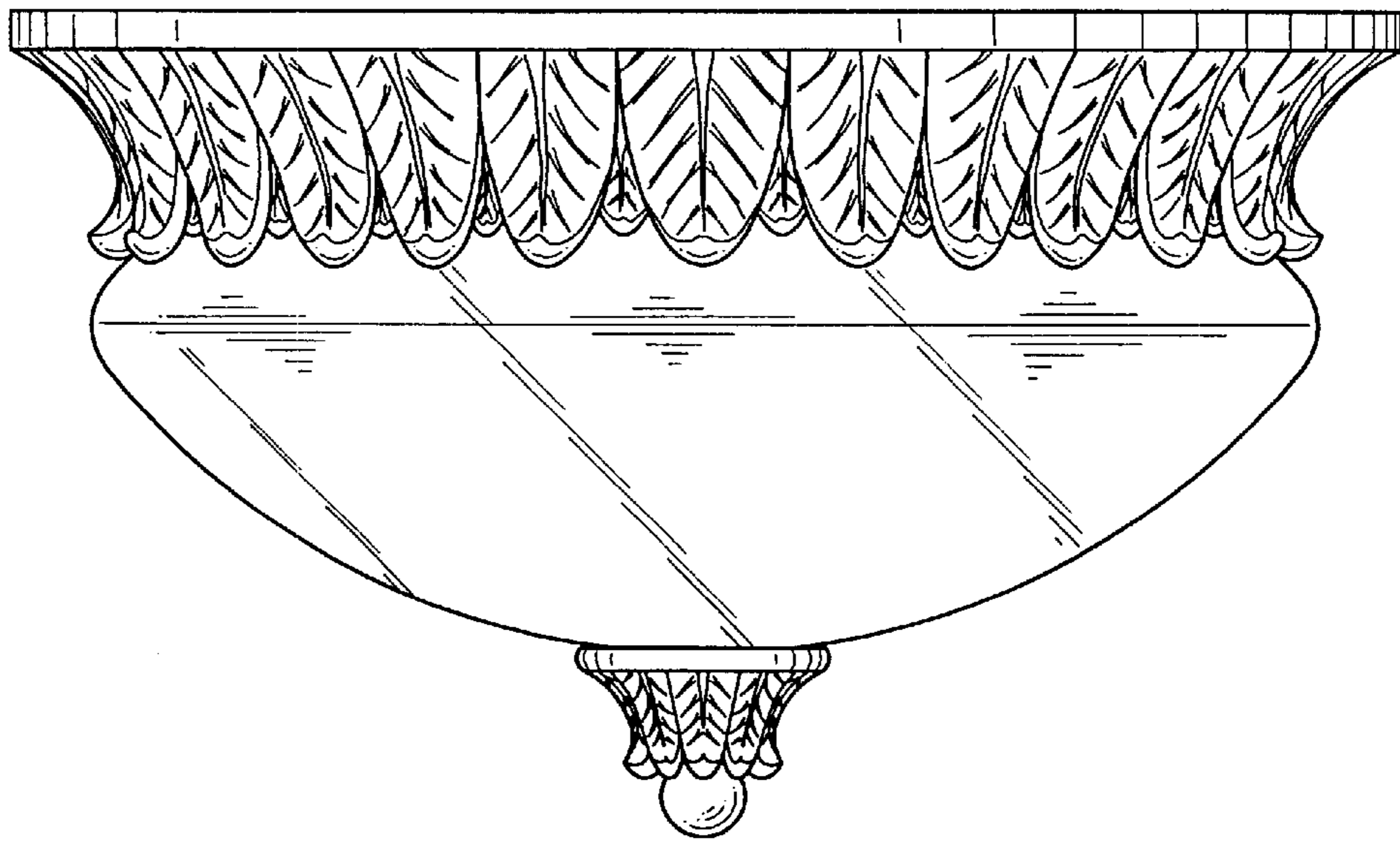


FIG. 2

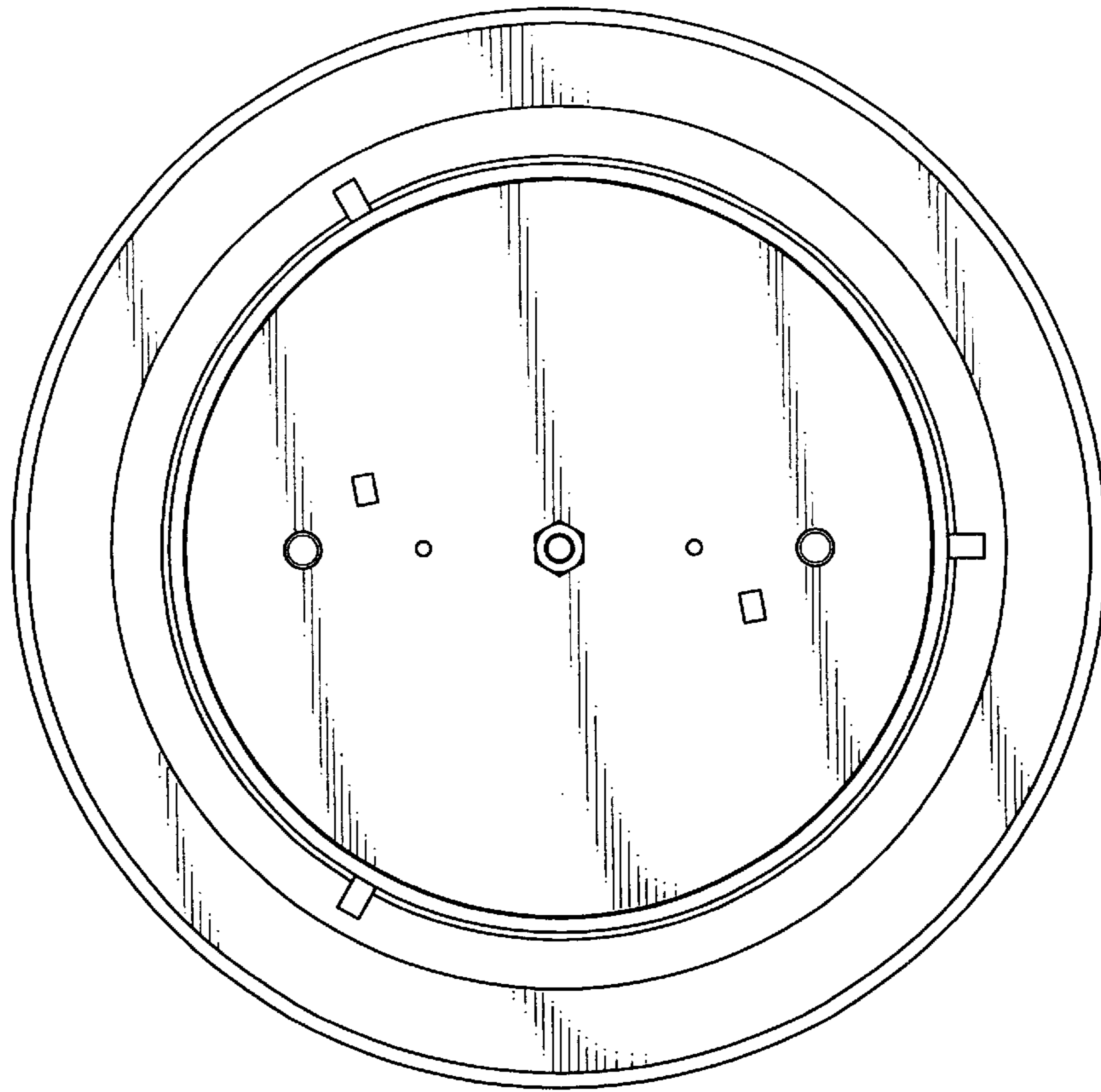


FIG. 3




FIG. 4