



US00D484258S

(12) **United States Design Patent**
Numata

(10) **Patent No.:** **US D484,258 S**

(45) **Date of Patent:** **** Dec. 23, 2003**

(54) **REAR COMBINATION LAMP FOR AN
AUTOMOBILE**

(75) Inventor: **Hideyuki Numata**, Aichi-ken (JP)

(73) Assignee: **Toyota Jidosha Kabushiki Kaisha** (JP)

(**) Term: **14 Years**

(21) Appl. No.: **29/173,223**

(22) Filed: **Dec. 23, 2002**

(51) **LOC (7) Cl.** **26-04**

(52) **U.S. Cl.** **D26/28**

(58) **Field of Search** D26/28-36, 120,
D26/122; 362/61, 80, 81, 82, 83, 83.4,
267, 269, 275

(56) **References Cited**

U.S. PATENT DOCUMENTS

D416,638 S	*	11/1999	Horbury et al.	D26/28
D450,141 S	*	11/2001	Sacco et al.	D26/28
D463,872 S	*	10/2002	Frasher et al.	D26/28

OTHER PUBLICATIONS

1998 Toyota ALTEZZA, Brochure of ALTEZZA, Oct. 1998.
2001 Chevrolet Trail Blazer, Imported Cars Guide Book
2002; Oct. 24, 2001; p. 64.

* cited by examiner

Primary Examiner—Marcus A. Jackson

(74) *Attorney, Agent, or Firm*—SAIDMAN DesignLaw
Group


(57) **CLAIM**

The ornamental design for a rear combination lamp for an
automobile, as shown and described.

DESCRIPTION

FIG. 1 is a perspective view of a rear combination lamp for
an automobile showing my new design;
FIG. 2 is a front view thereof;
FIG. 3 is a rear view thereof;
FIG. 4 is a left side view thereof;
FIG. 5 is a right side view thereof;
FIG. 6 is a top view thereof; and,
FIG. 7 is a bottom view thereof.

1 Claim, 3 Drawing Sheets






FIG. 1




FIG. 2




FIG. 3




FIG. 4




FIG. 5




FIG. 6




FIG. 7