



US00D484254S

(12)

United States Design Patent
Glatz

(10)

Patent No.:

US D484,254 S

(45)

Date of Patent:

**** Dec. 23, 2003**

(54) **WALL BASE WITH CURVED FRONT FACE AND FLAT BACK FACE**

(75) Inventor: **Jerald Glatz**, Garrettsville, OH (US)

(73) Assignee: **Duramax, Inc.**, Middlefield, OH (US)

(**) Term: **14 Years**

(21) Appl. No.: **29/176,678**

(22) Filed: **Feb. 25, 2003**

(51) **LOC (7) Cl.** **25-01**

(52) **U.S. Cl.** **D25/136**

(58) **Field of Search** D25/138, 55; 52/290, 52/287.1, 288.1, 718.01, 718.04, 718.05, 718.06, 716.1

(56) **References Cited**

U.S. PATENT DOCUMENTS

5,598,681	A	*	2/1997	DiGianni	52/288.1
5,752,356	A	*	5/1998	Miklavic et al.	52/288.1
5,943,829	A	*	8/1999	Wilson	52/287.1
D416,632	S	*	11/1999	Pelosi, Jr.	D25/136
6,115,982	A	*	9/2000	Lindenberg	52/288.1

FOREIGN PATENT DOCUMENTS

DE	402 08 796	1/2003
GB	300183	10/2002

OTHER PUBLICATIONS

“Duramax, Inc.—Johnsonite Product Catalog; 2001,” p. 30 depicting “Rubber Wall Base”.

“Duramax, Inc.—Johnsonite Product Catalog; 2001,” p. 32 depicting “Vinyl Wall Base”.

* cited by examiner

Primary Examiner—Doris Clark

(74) *Attorney, Agent, or Firm*—D. Peter Hochberg; Katherine R. Vieyra; Sean Mellino


(57) **CLAIM**

The ornamental design for a wall base with curved front face and flat back face, as shown and described.

DESCRIPTION

FIG. 1 is a perspective view of the wall base with curved front face and flat back face according to the invention; FIG. 2 is a top end view of the wall base with curved front face and flat back face as shown in FIG. 1; FIG. 3 is a front view of the wall base with curved front face and flat back face as shown in FIG. 1; FIG. 4 is a side view of the wall base with curved front face and flat back face as shown in FIG. 1; FIG. 5 is a rear view of the wall base with curved front face and flat back face as shown in FIG. 1; FIG. 6 is a side view of the wall base with curved front face and flat back face as shown in FIG. 1, shown from the opposite side of that shown in FIG. 4; and, FIG. 7 is a bottom end view of the wall base with curved front face and flat back face as shown in FIG. 1.

1 Claim, 3 Drawing Sheets






FIG-1




FIG-2

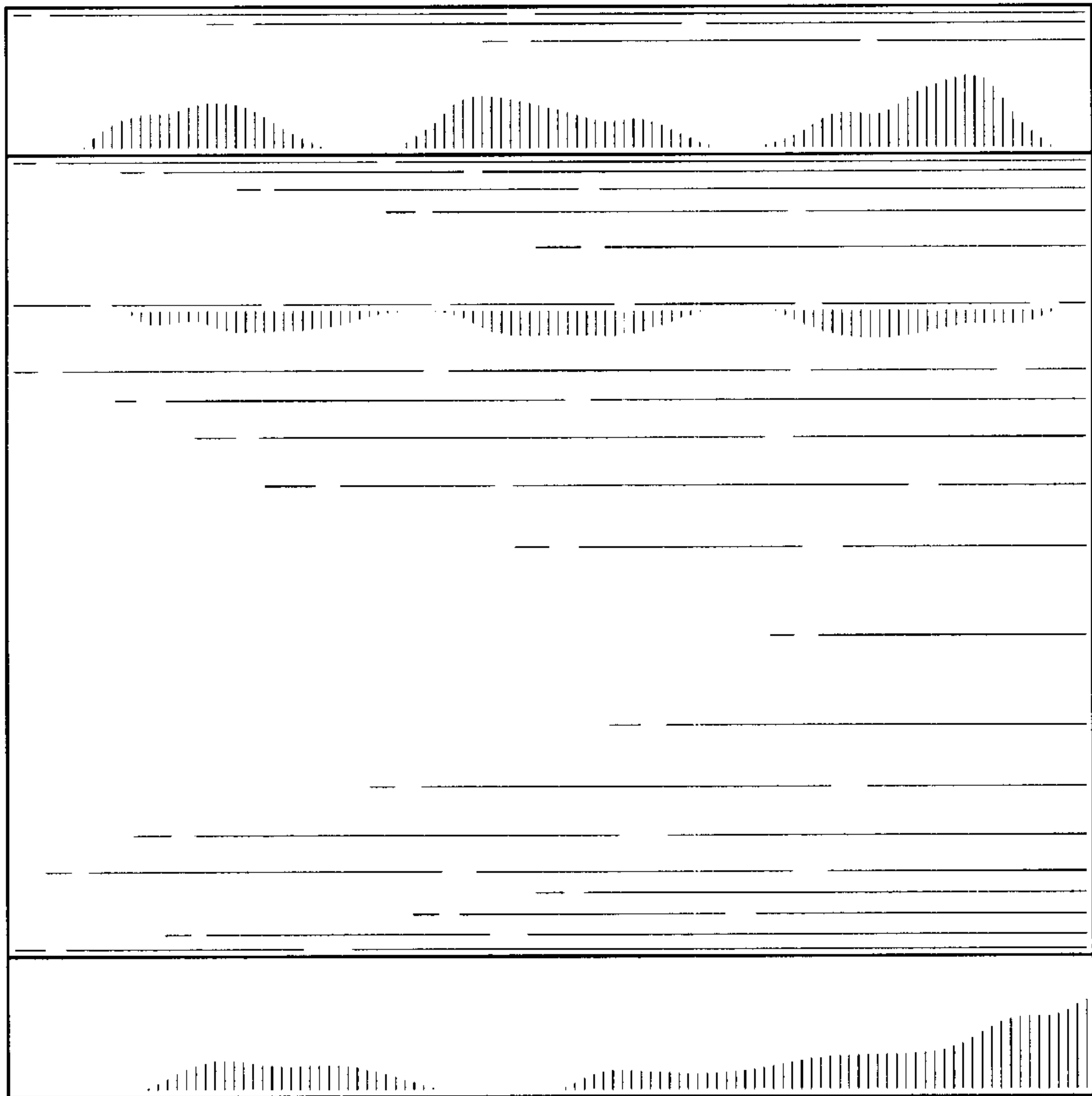


FIG-3



FIG-4



FIG-5



FIG-6




FIG-7