



US00D484235S

(12) **United States Design Patent**  
**Strenk et al.**

(10) **Patent No.:** **US D484,235 S**  
(45) **Date of Patent:** **\*\* Dec. 23, 2003**

(54) **PROPHYLACTIC DEVICE**  
(75) Inventors: **Scott K. Strenk**, Chandler, AZ (US);  
**Curt M. Strenk**, Homewood, CA (US)  
(73) Assignee: **Dicks Formalwear, LLC**, Phoenix, AZ  
(US)  
(\*\*) Term: **14 Years**

D369,013 S	4/1996	Hoff	.....	D2/717
D378,237 S	3/1997	McDonald	.....	D2/743
D395,081 S	* 6/1998	Bowden	.....	D24/105
5,836,307 A	11/1998	Scholl	.....	128/844
D414,553 S	9/1999	Gonzalez	.....	D24/105
D434,138 S	11/2000	DeVries	.....	D24/105
6,145,506 A	11/2000	Goll	.....	128/844
D439,969 S	* 4/2001	Strauss et al.	.....	D24/105
6,367,477 B2	* 4/2002	Lee	.....	128/844

\* cited by examiner

(21) Appl. No.: **29/168,730**  
(22) Filed: **Oct. 8, 2002**

*Primary Examiner*—Ian Simmons  
(74) *Attorney, Agent, or Firm*—Lieberman & Brandsdorfer,  
LLC

(51) **LOC (7) Cl.** ..... **28-01**  
(52) **U.S. Cl.** ..... **D24/105**  
(58) **Field of Search** ..... D24/105; 600/38,  
600/41; 128/844, 842, 918, 843, 917; 604/349

(57) **CLAIM**

The ornamental design for a prophylactic device, as shown and described.

(56) **References Cited**

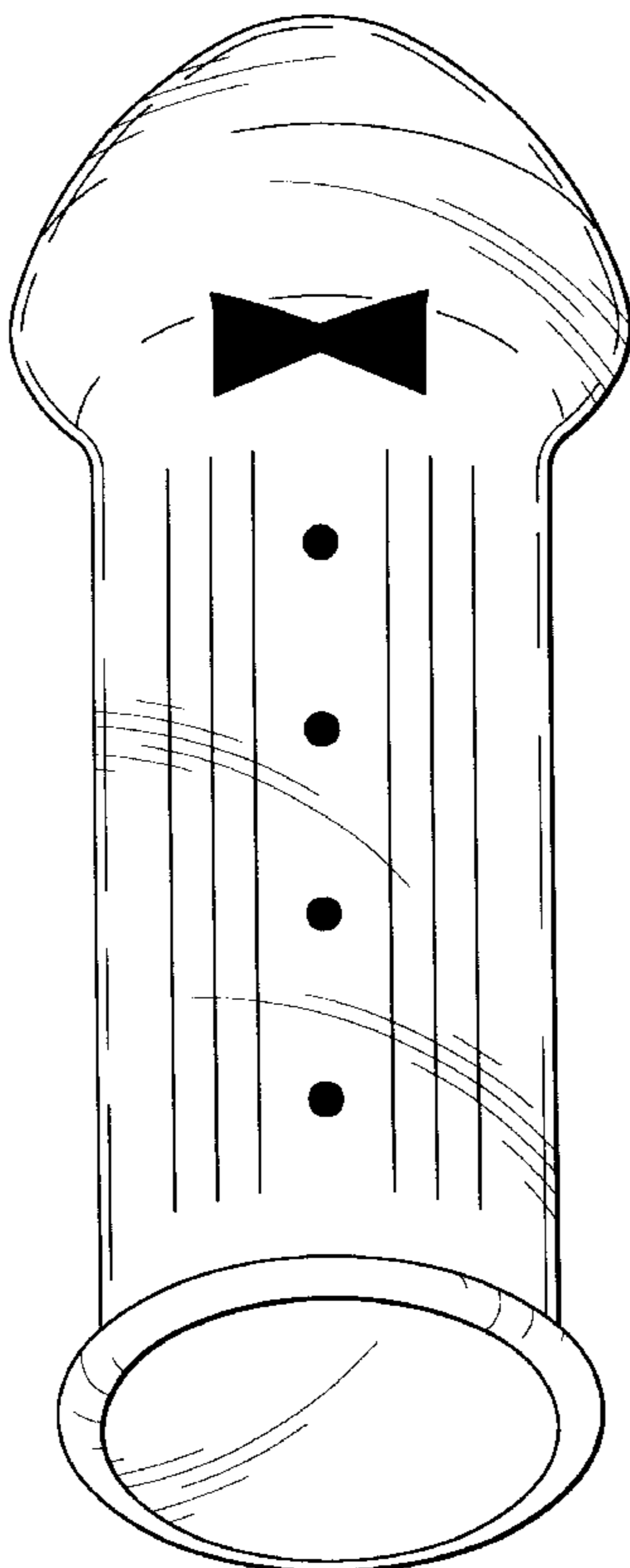
**DESCRIPTION**

**U.S. PATENT DOCUMENTS**

D246,118 S	10/1977	Okamoto	.....	D24/105
D253,009 S	9/1979	Okamoto	.....	D24/105
D281,637 S	12/1985	Stubrick	.....	D2/845
4,919,149 A	4/1990	Stang	.....	128/842
5,018,532 A	5/1991	Etheredge, III	.....	128/844
5,027,831 A	7/1991	Reddy	.....	128/844
5,163,447 A	11/1992	Lyons	.....	128/844
D338,527 S	8/1993	Rosner	.....	D24/105
5,331,974 A	* 7/1994	Sook	.....	128/844

FIG. 1 is a bottom perspective view of a prophylactic device showing our new design;  
FIG. 2 is a front elevational view thereof;  
FIG. 3 is a right side elevational view thereof taken from FIG. 1, the left side view being the same;  
FIG. 4 is a back elevation view thereof;  
FIG. 5 is a top plan view thereof; and,  
FIG. 6 is a bottom plan view thereof.

**1 Claim, 3 Drawing Sheets**



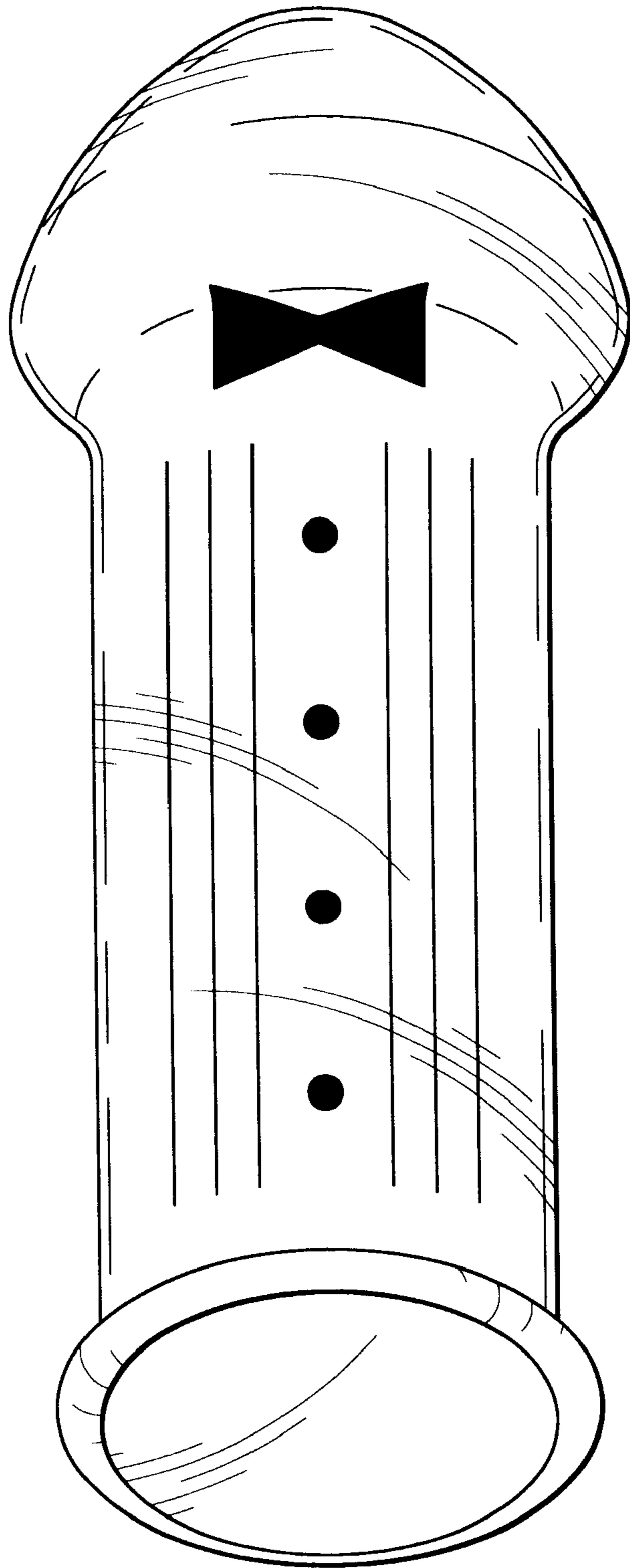


FIG. 1

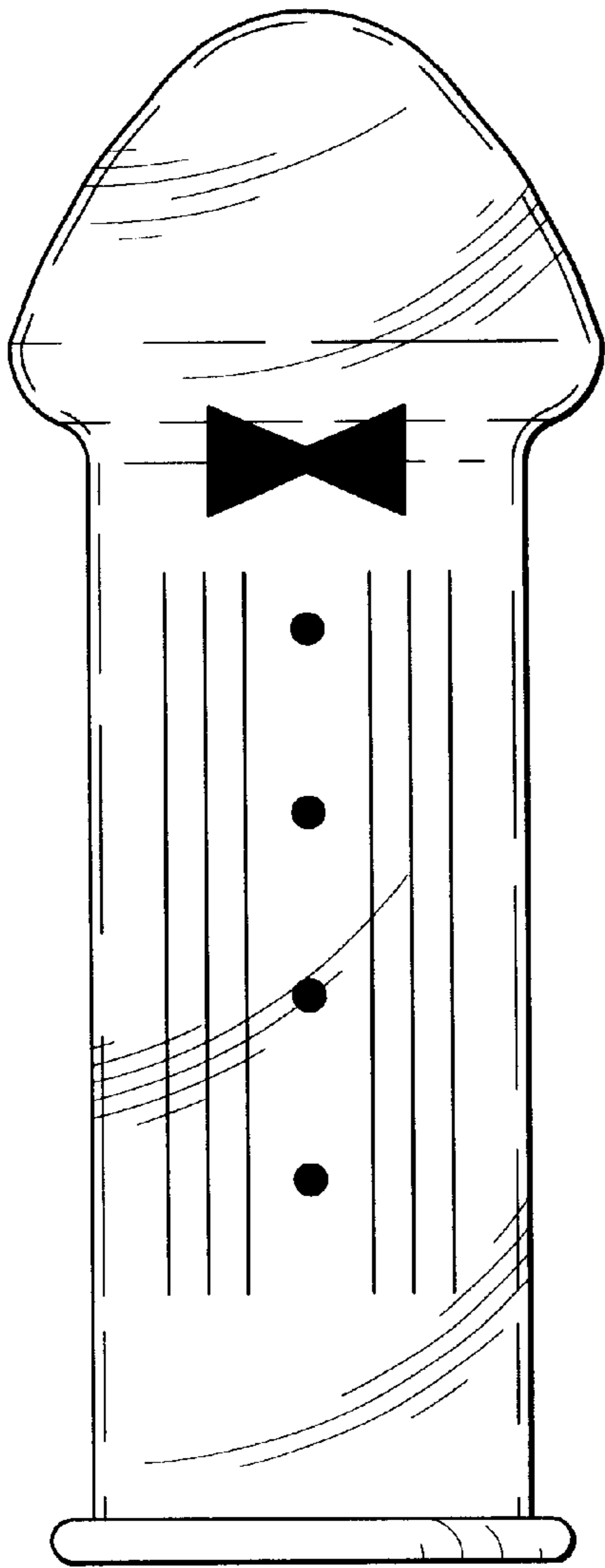


FIG. 2

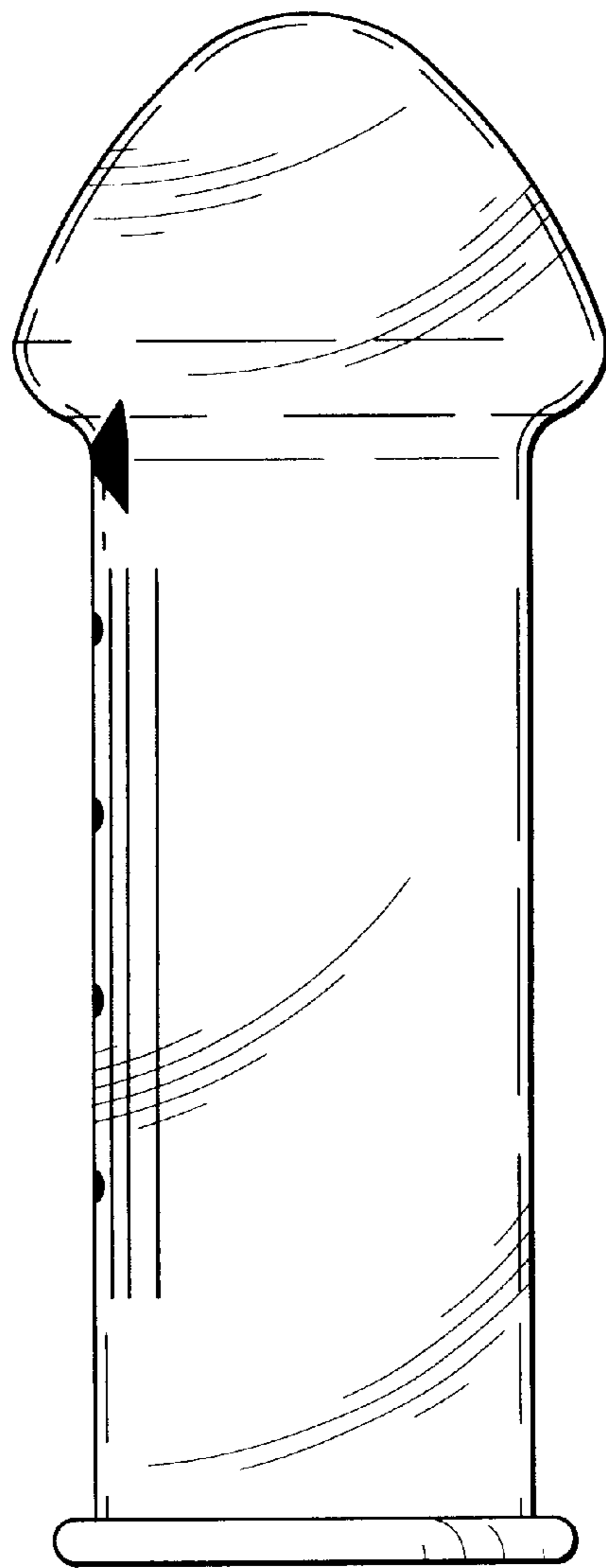


FIG. 3

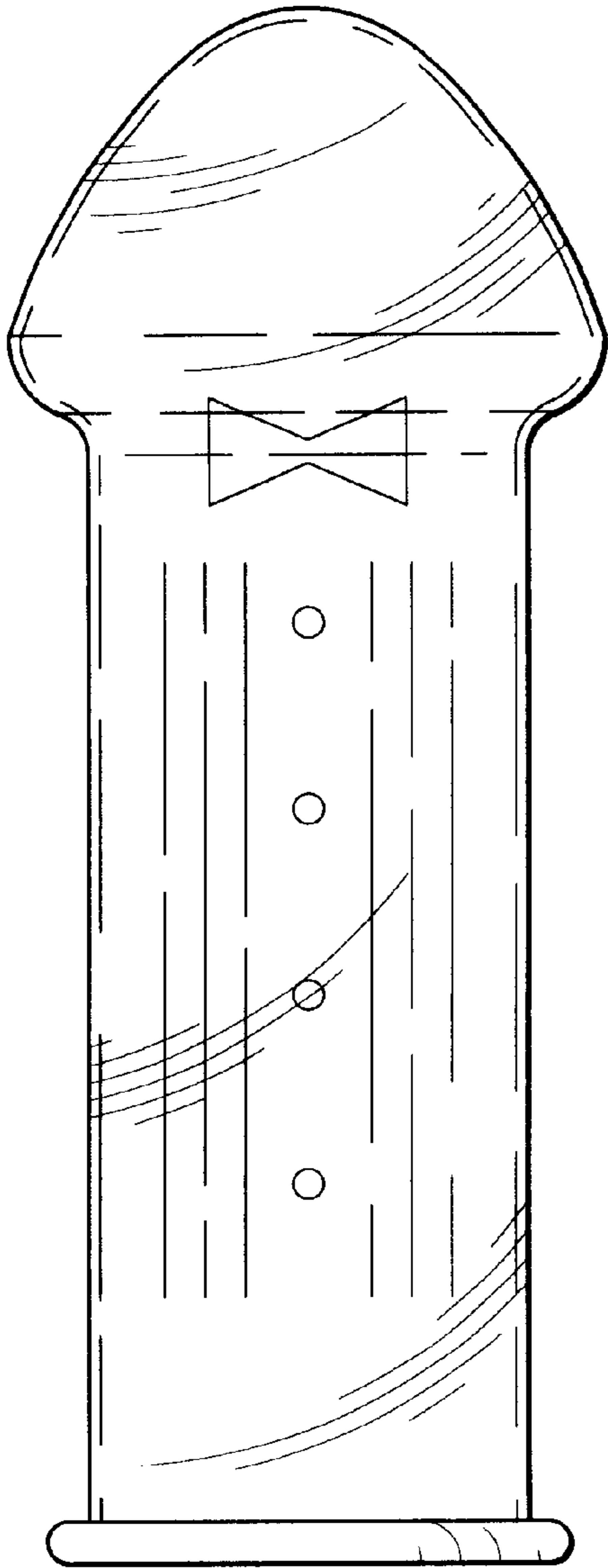


FIG. 4

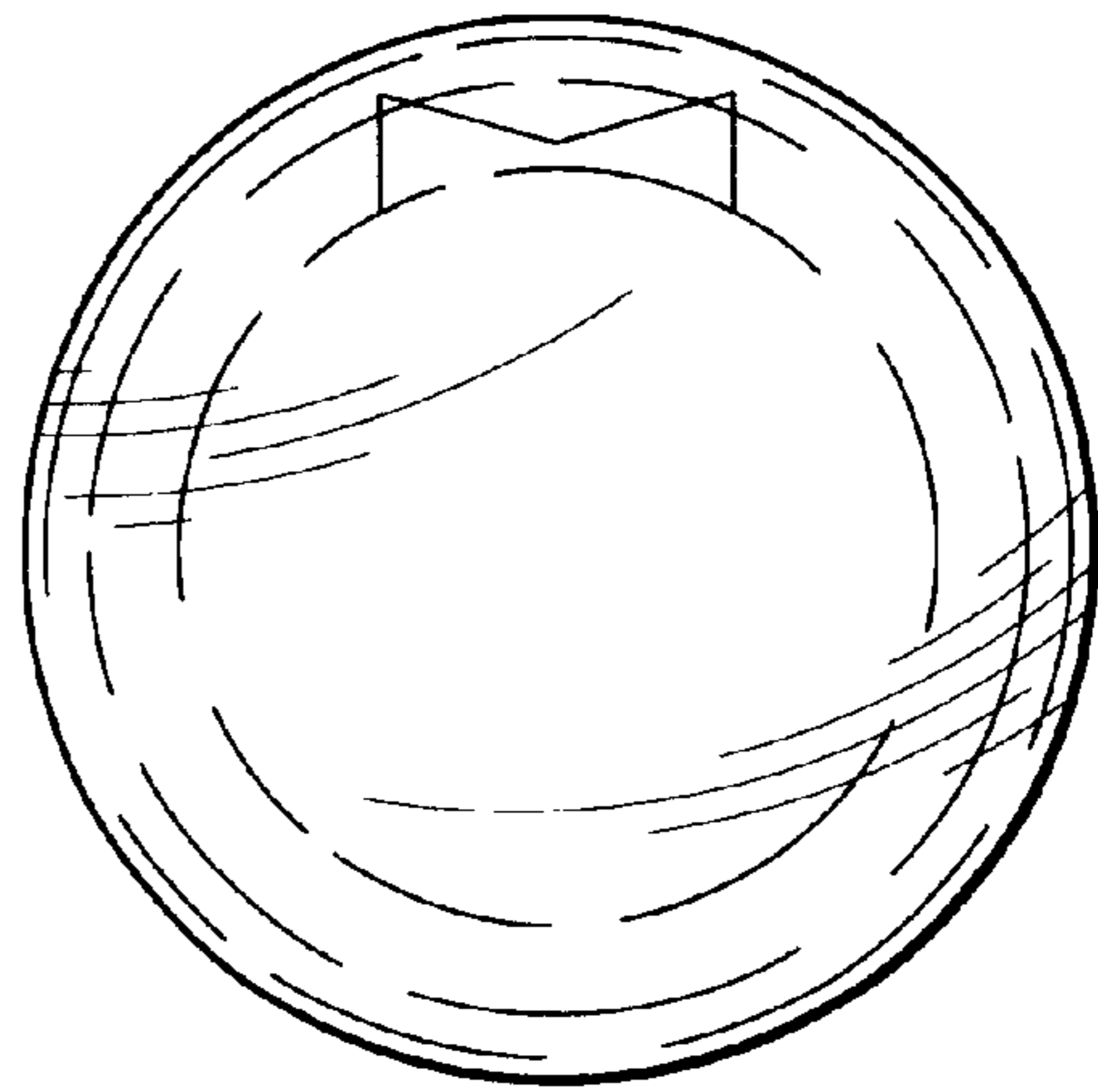


FIG. 5

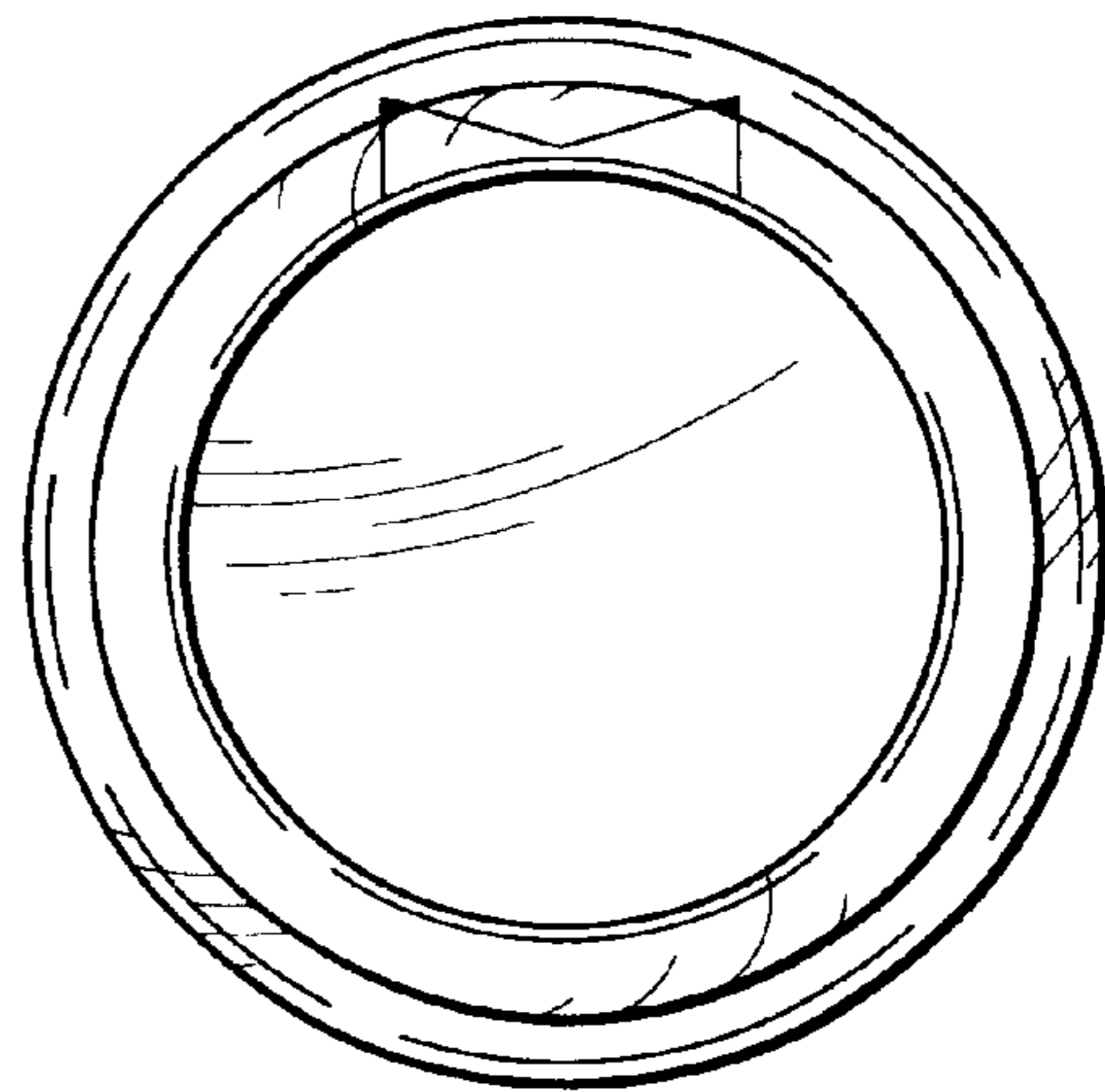


FIG. 6