



US00D484224S

(12) **United States Design Patent**  
**Piano**

(10) **Patent No.:** **US D484,224 S**

(45) **Date of Patent:** **\*\* Dec. 23, 2003**

(54) **WALL HUNG TOILET BOWL WITH WATER TANK**

(75) **Inventor:** **Matteo Piano, Genoa (IT)**

(73) **Assignee:** **American Standard International Inc., New York, NY (US)**

(\*\*) **Term:** **14 Years**

(21) **Appl. No.:** **29/138,779**

(22) **Filed:** **Mar. 20, 2001**

(30) **Foreign Application Priority Data**

Sep. 29, 2000 (IT) ..... RE2000O0012

(51) **LOC (7) Cl.** ..... **23-02**

(52) **U.S. Cl.** ..... **D23/300**

(58) **Field of Search** ..... D23/271-272,  
D23/295-300, 303, 309; 4/663, 300, 300.3,  
420, 420.2, 420.3, 443, 446, 252.2, 902,  
DIG. 15

(56) **References Cited**

**U.S. PATENT DOCUMENTS**

D252,040 S \* 6/1979 Morris et al. .... D23/274  
D331,451 S \* 12/1992 Bourgeois ..... D23/271  
D358,201 S \* 5/1995 Wilhelm et al. .... D23/300

**OTHER PUBLICATIONS**

American Standard Product Selection & Pricing Guide, Fixtures, LP-93-1: Afwall EL 1.3 toilet, p. 129; Afwall EL 1.6 elongated toilet, p. 129A; Instanto EL 3.5+ toilet, p. 130. Jan. 1993.\*

\* cited by examiner

*Primary Examiner*—Louis S. Zarfaz

*Assistant Examiner*—Robert A. Delehanty

(57) **CLAIM**

The ornamental design for a wall hung toilet bowl with water tank, as shown and described.

**DESCRIPTION**

FIG. 1 is a side elevational view of a wall hung toilet bowl with water tank showing my new design;  
FIG. 2 is a front elevational view;  
FIG. 3 is a top plan view;  
FIG. 4 is a bottom plan view;  
FIG. 5 is a rear side elevation view; and,  
FIG. 6 is a front, side, top perspective view.  
The unshaded areas bounded by the broken lines in the drawing views define the bounds of the claimed design and form no part thereof.

**1 Claim, 6 Drawing Sheets**




FIG. 1

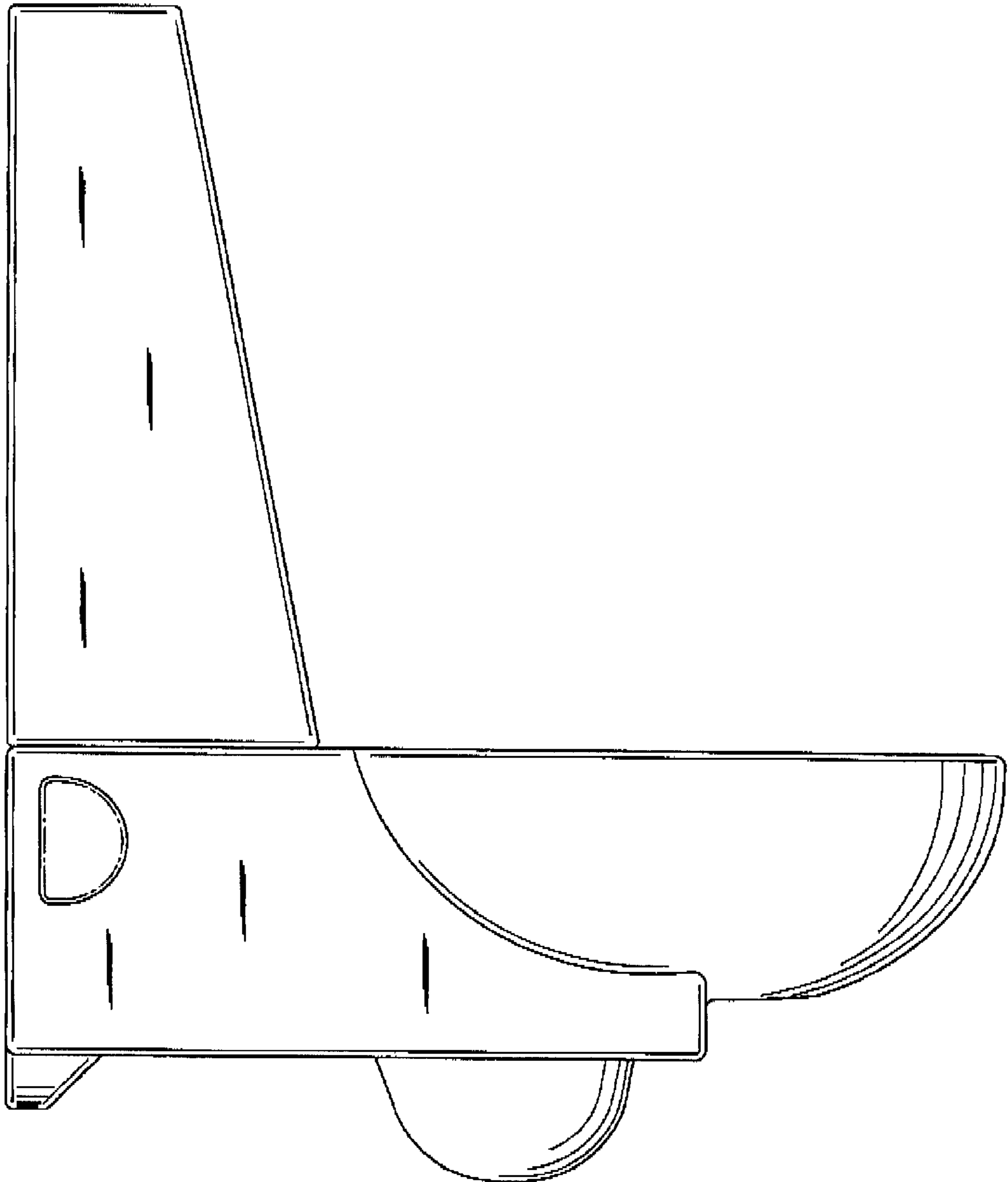


FIG. 2

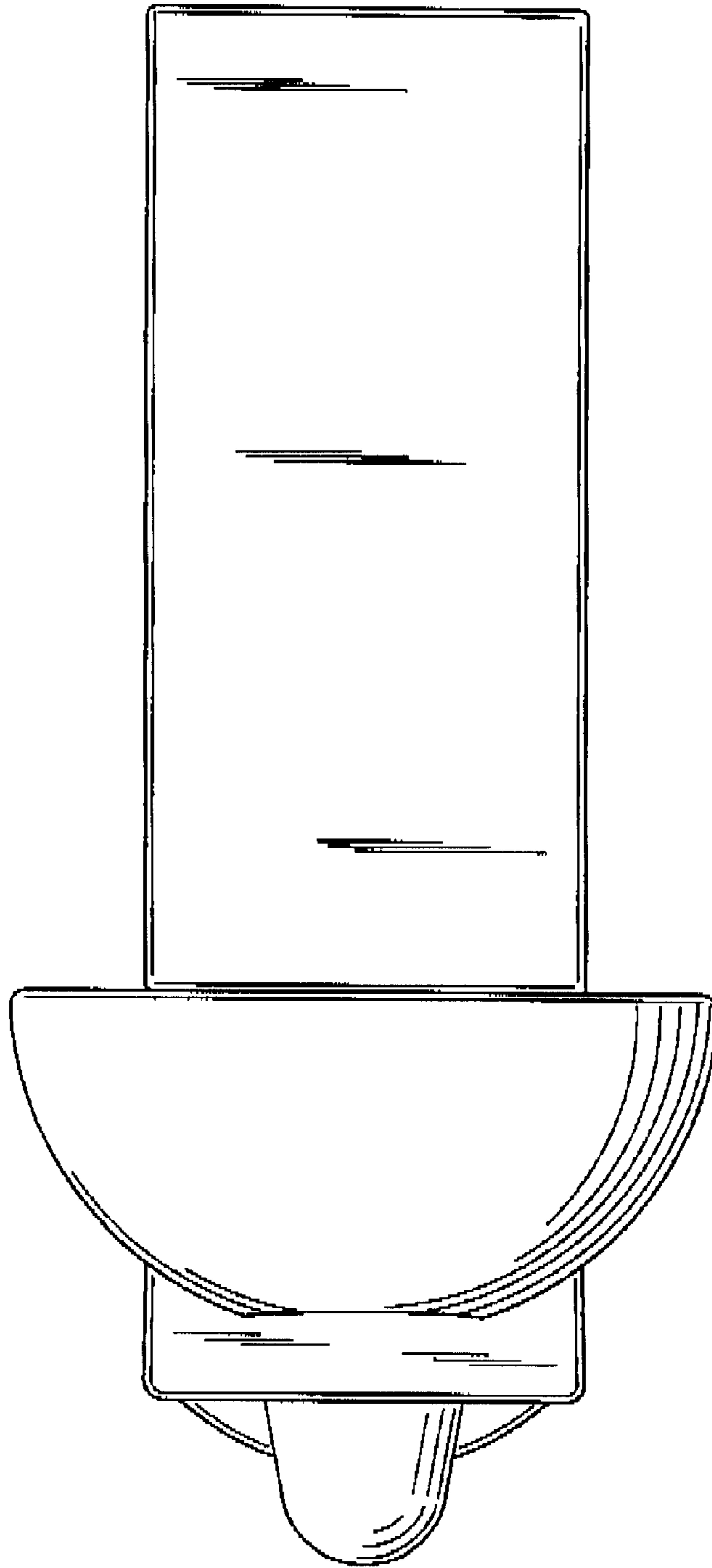


FIG. 3

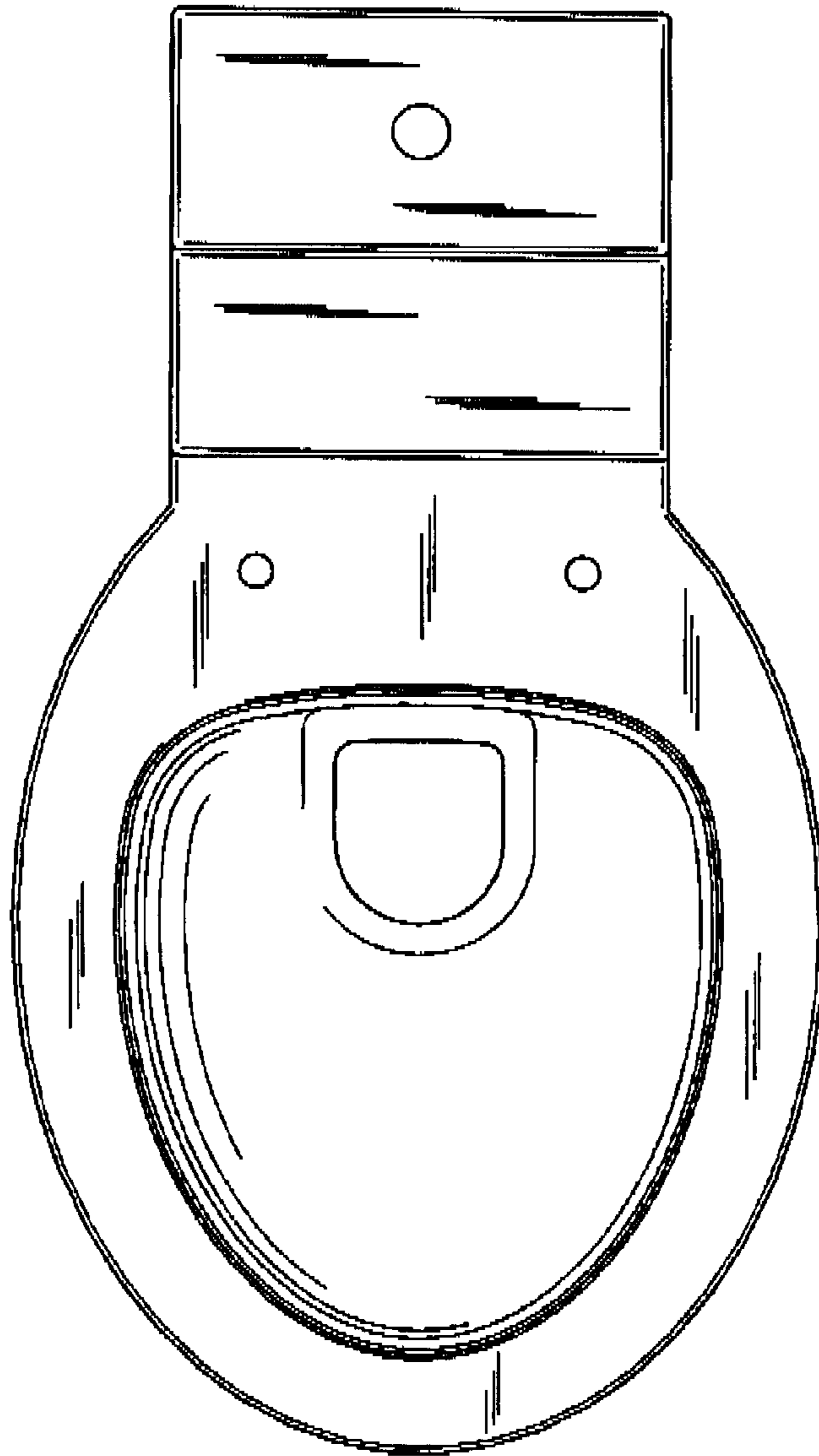


FIG. 4

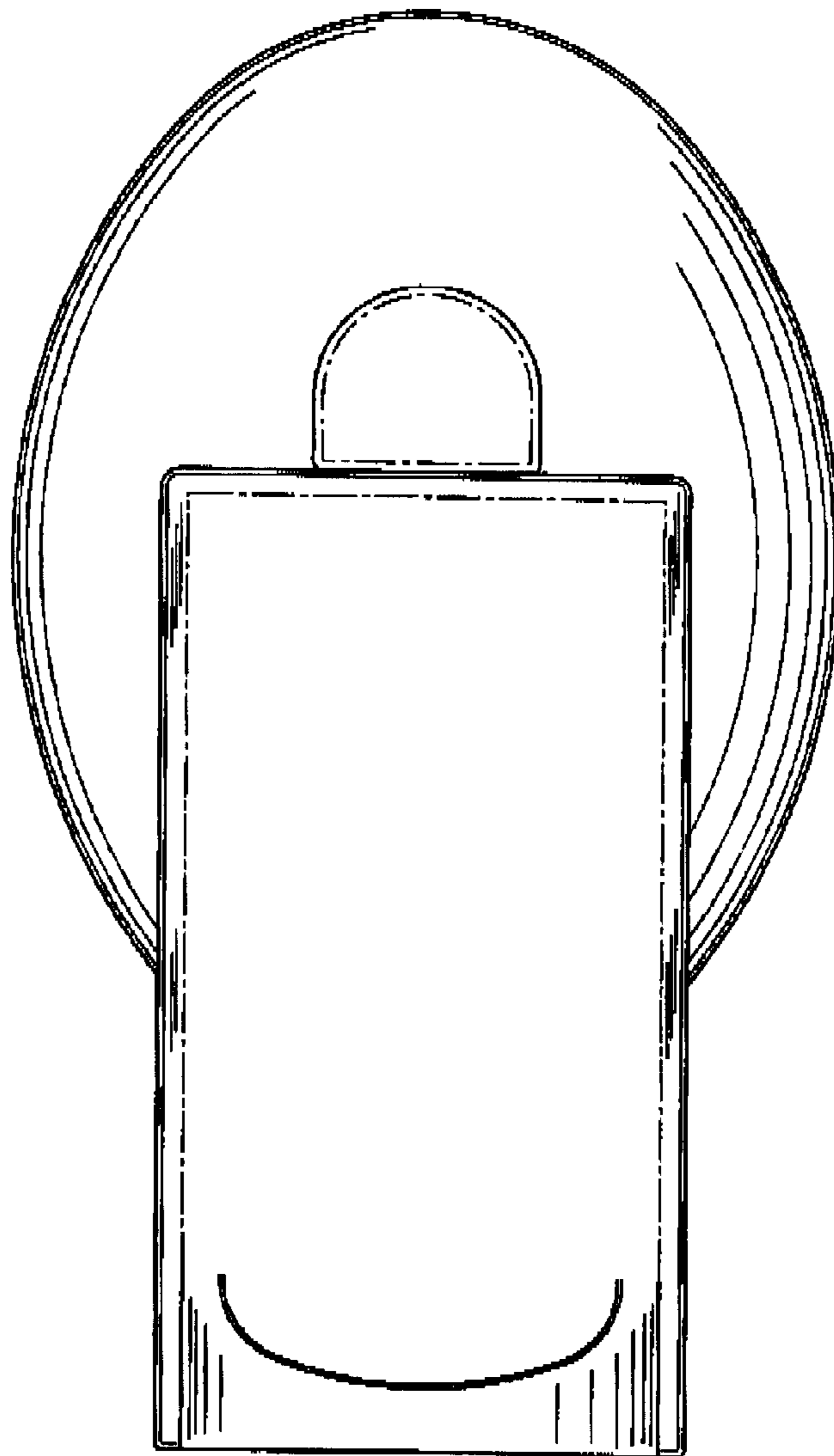


FIG. 5

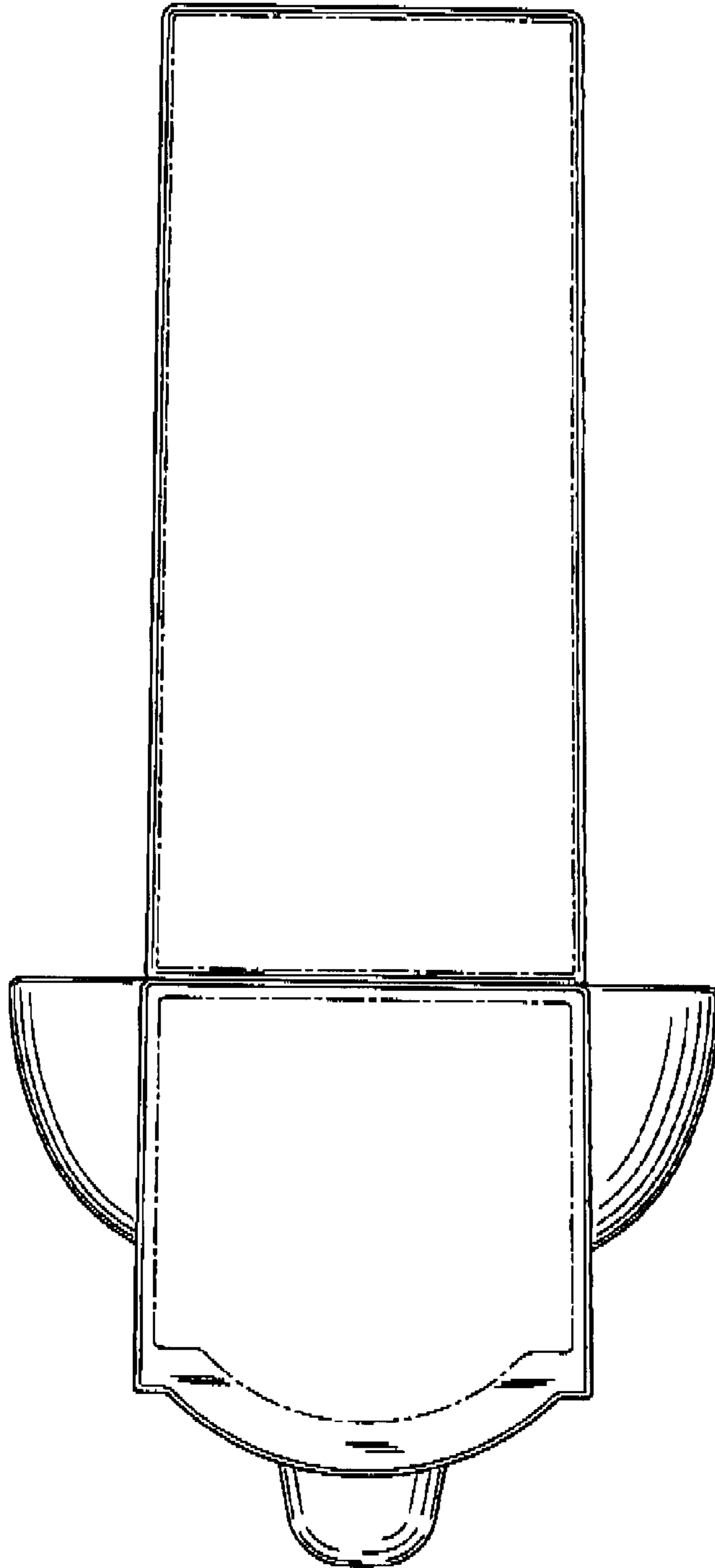


FIG. 6

