



US00D484214S

(12) **United States Design Patent**
Angelini

(10) **Patent No.:** **US D484,214 S**

(45) **Date of Patent:** **** Dec. 23, 2003**

- (54) **FIN**
- (75) **Inventor:** **Sergio A. Angelini**, San Diego, CA (US)
- (73) **Assignee:** **Johson Outdoors Inc.**, Racine, WI (US)
- (**) **Term:** **14 Years**
- (21) **Appl. No.:** **29/169,385**
- (22) **Filed:** **Oct. 19, 2002**

DE	259 353 A1	8/1988	
EP	0 308 998 B1	2/1993	
FR	787.291	12/1934	
FR	1.245.395	1/1960	
FR	1.501.208	11/1966	
FR	2.058.941	5/1971	
FR	2.213.072	8/1974	
FR	2.574.748	6/1986	
GB	234305	5/1925	
GB	476092	12/1937	
GB	1 284 765	8/1972 A63B/31/10
JP	61-6097	1/1986	
JP	62-134395	6/1987	

Related U.S. Application Data

- (63) Continuation of application No. 10/274,283, filed on Oct. 18, 2002, which is a continuation-in-part of application No. 10/184,231, filed on Jun. 28, 2002.
- (51) **LOC (7) Cl.** **21-01**
- (52) **U.S. Cl.** **D21/806**
- (58) **Field of Search** D21/806, 803, D21/804, 807; 441/61-64; D2/976, 977, 932, 907, 908

(56) **References Cited**

U.S. PATENT DOCUMENTS

3,019,458 A	2/1962	De Barbieri et al.	9/309
3,183,529 A *	5/1965	Beuchat	441/64
3,665,535 A	5/1972	Picken	9/304
4,209,866 A	7/1980	Loeffler	9/304
4,251,894 A *	2/1981	Hollingsworth	441/64
4,657,515 A	4/1987	Ciccotelli	441/64
4,737,127 A	4/1988	Lamont	441/64
4,869,696 A	9/1989	Ciccotelli	441/61
4,934,971 A	6/1990	Picken	441/64
5,083,954 A *	1/1992	Jacobs	441/64
D350,801 S *	9/1994	Dagnino	D21/806
5,746,631 A	5/1998	McCarthy	441/64

(List continued on next page.)

FOREIGN PATENT DOCUMENTS

DE 3438808 A1 4/1986

OTHER PUBLICATIONS

Michael S. Triantafyllou and George S. Triantafyllou, An Efficient Swimming Machine, *Scientific American*, Mar., 1995 (7 pages).

U.S. patent application Publication US 2001/0044264 A1, dated Nov. 22, 2001, Inventor Peter T. McCarthy, entitled High Efficiency Hydrofoil and Swim Fin Designs (55 pages).

Primary Examiner—Lucy Lieberman
(74) *Attorney, Agent, or Firm*—Foley & Lardner

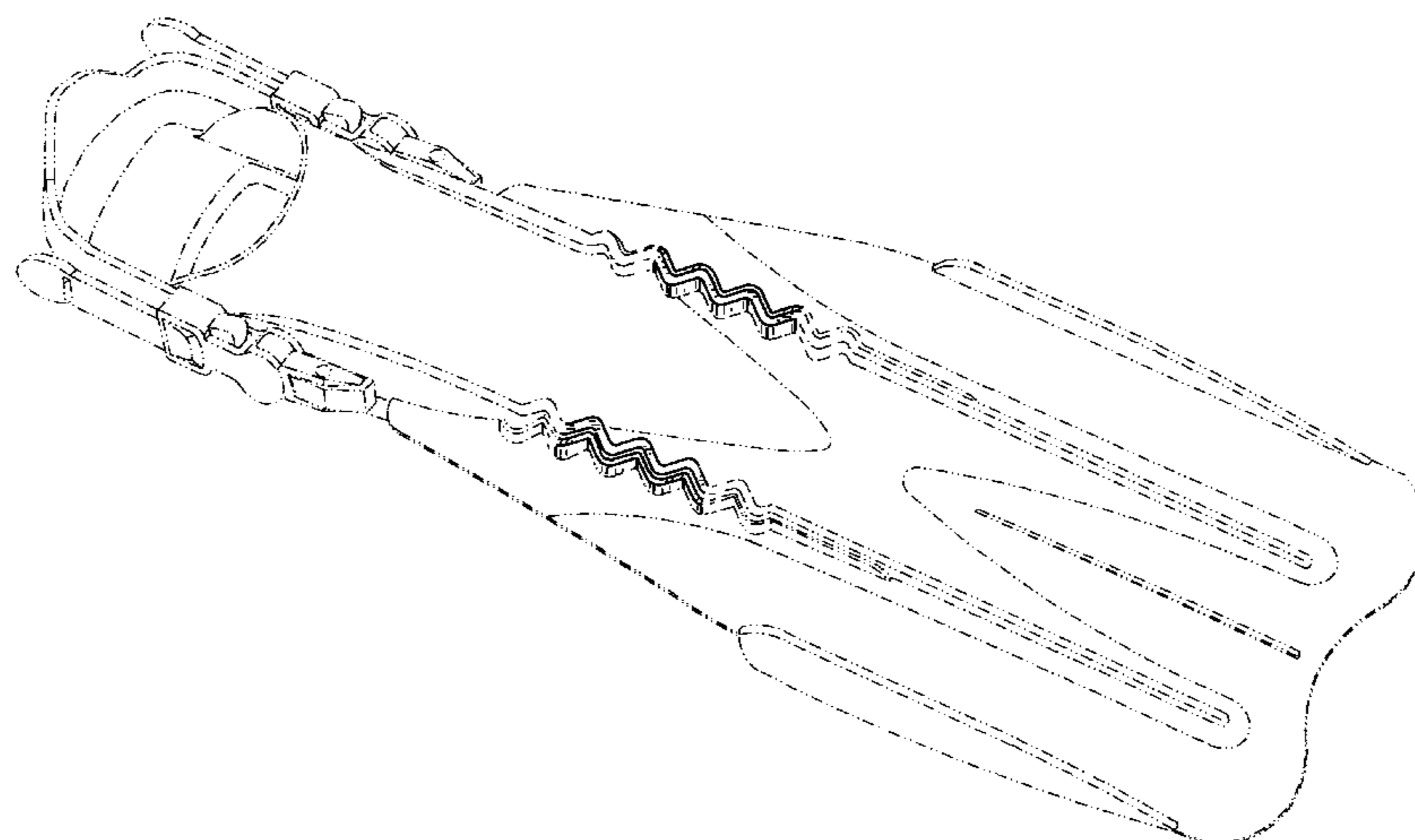
(57) **CLAIM**

We claim the ornamental design for a fin, as shown and described.

DESCRIPTION

FIG. 1 is a perspective view of a fin;
 FIG. 2 is a top plan view of the fin of FIG. 1.
 FIG. 3 is a right side elevation view of the fin of FIG. 1. The left side elevation view is a mirror image of the right side elevation view.
 FIG. 4 is a bottom plan view of the fin of FIG. 1; and,
 FIG. 5 is a front view of the fin of FIG. 1.
 The ornamental design which is claimed is shown in solid lines in the drawings. The broken lines in the drawings are for illustrative purposes only and form no part of the claimed design.

1 Claim, 3 Drawing Sheets



US D484,214 S

Page 2

U.S. PATENT DOCUMENTS

6,050,868	A	4/2000	McCarthy	441/64	6,371,821	B1	4/2002	McCarthy	441/64
6,095,879	A	8/2000	McCarthy	441/64	D458,741	S	* 6/2002	Rogers	D2/969
6,126,503	A	10/2000	Viale et al.	441/64	6,413,133	B1	7/2002	McCarthy	441/64
6,146,224	A	11/2000	McCarthy	441/64	6,540,574	B2	* 4/2003	Hashizume et al.	441/64
6,364,728	B1	4/2002	Viale et al.	441/64						

* cited by examiner

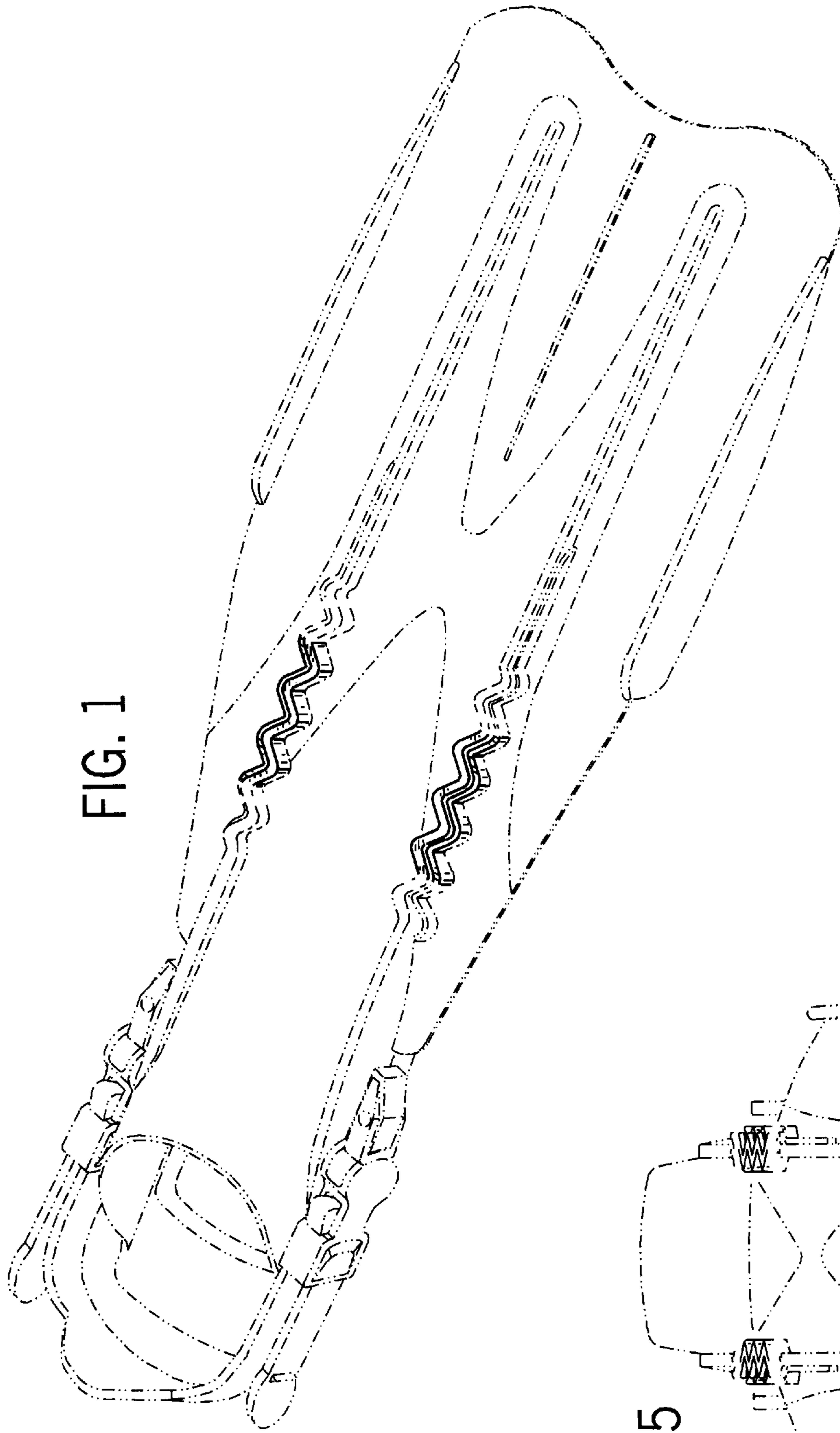


FIG. 1

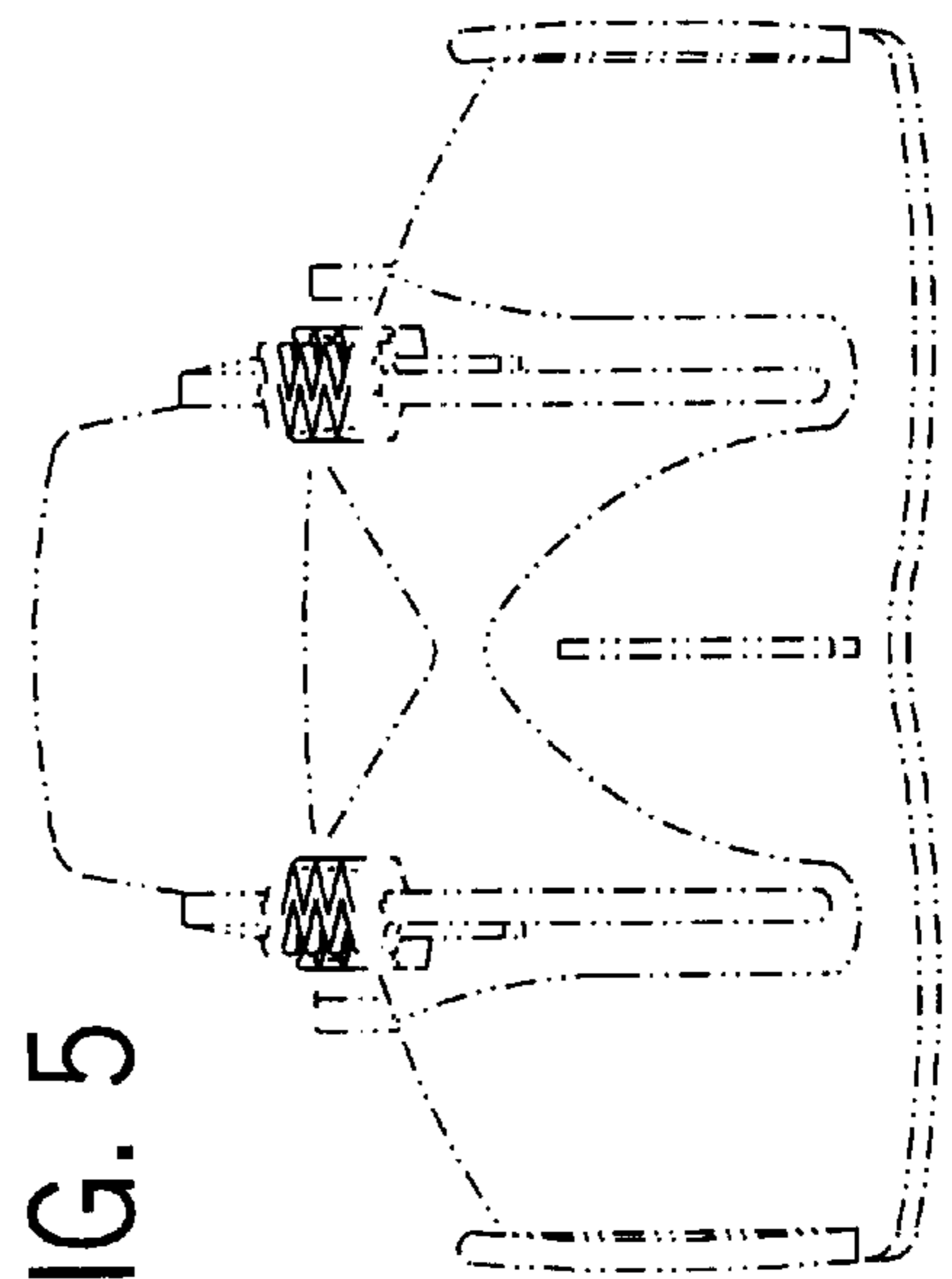


FIG. 5

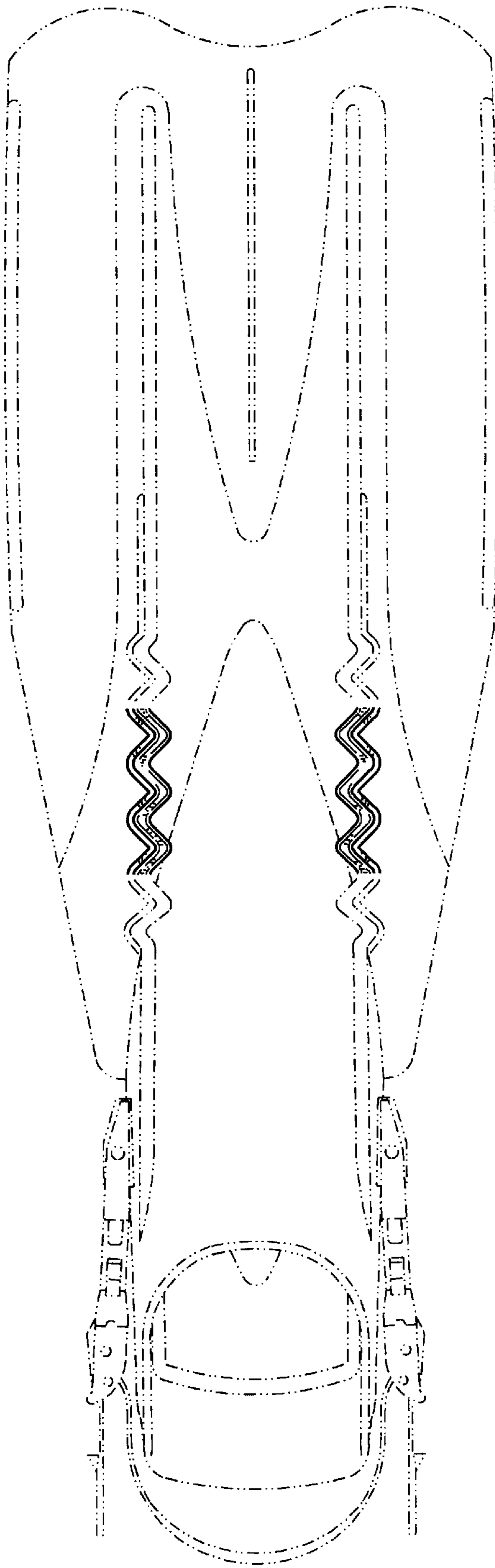


FIG. 2

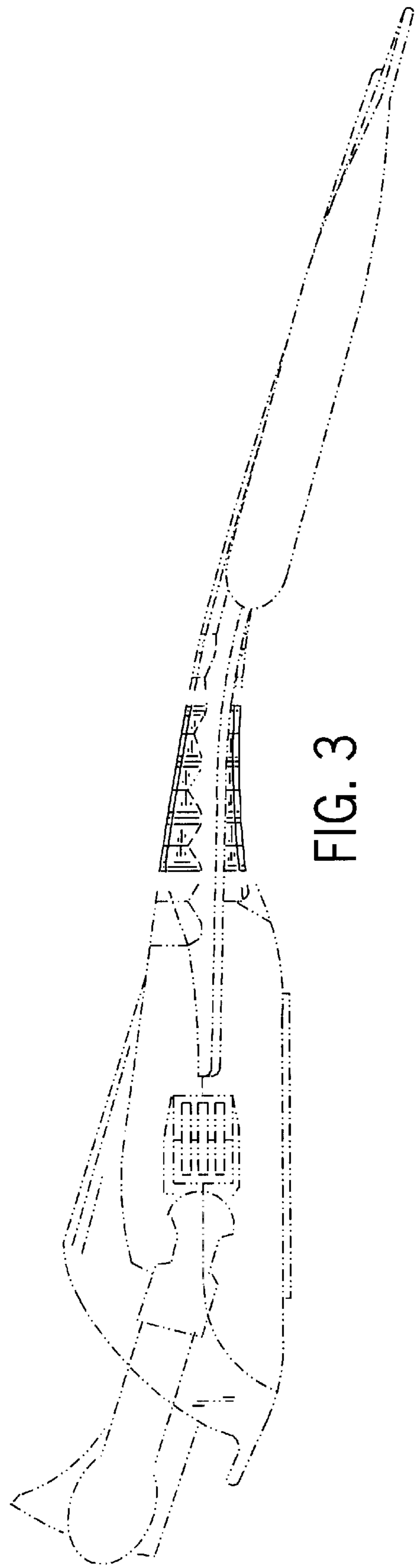


FIG. 3

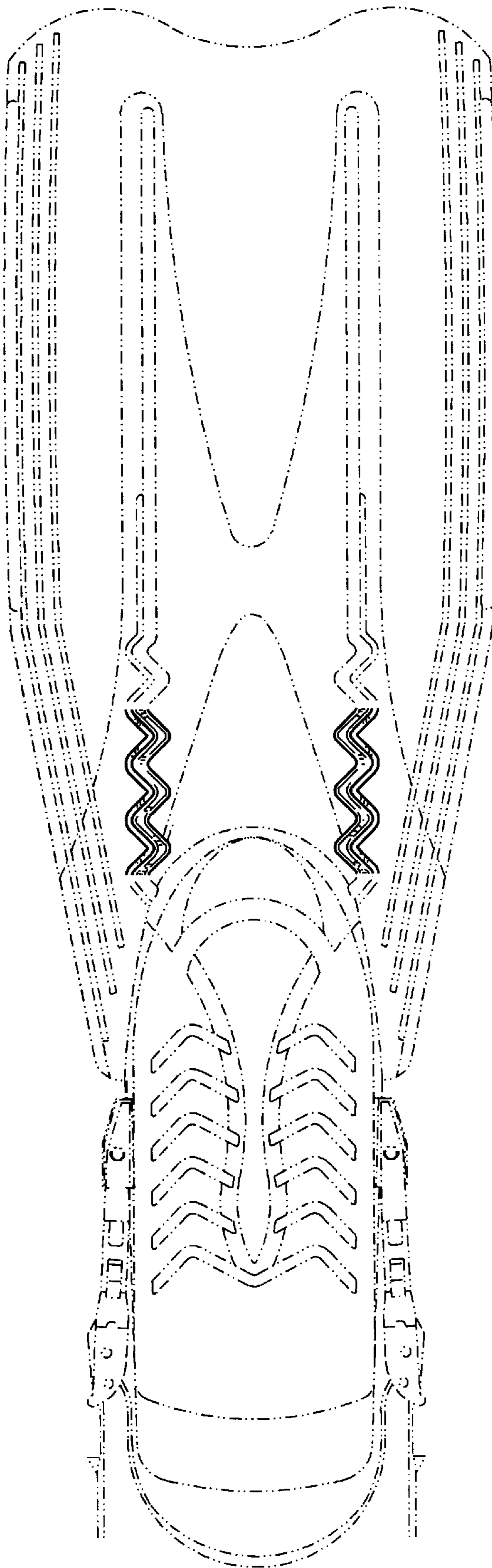


FIG. 4