



US00D484213S

(12) **United States Design Patent**
Linder

(10) **Patent No.:** **US D484,213 S**

(45) **Date of Patent:** **** Dec. 23, 2003**

(54) **POOL FLOAT WITH SPEAKERS**

D433,826 S * 11/2000 Linder D6/335
6,227,925 B1 * 5/2001 Boddy 441/129

(75) **Inventor:** **Steven G. Linder**, Purchase, NY (US)

OTHER PUBLICATIONS

(73) **Assignee:** **Sterling Promotional Corp.**, Purchase, NY (US)

Collection of brochure excerpts from Megrow Merchandise (1998), HWA NAN 9date unknown), MK (Middle Kingdom)(1999), CR Roma Trading Service (1990). Resine Sintetiahe Adamoli (1996) and Ace Mark Plastic Development (1997).

(**) **Term:** **14 Years**

* cited by examiner

(21) **Appl. No.:** **29/165,725**

(22) **Filed:** **Aug. 14, 2002**

Primary Examiner—Lucy Lieberman

(51) **LOC (7) Cl.** **21-02**

(74) *Attorney, Agent, or Firm*—Amster, Rothstein & Ebenstein

(52) **U.S. Cl.** **D21/803; D21/809**

(58) **Field of Search** D21/801, 803, D21/809, 810, 769, 770; D12/316; D6/334, 335, 601, 336, 604, 361, 375, 605, 596; 297/452.41; 441/35, 40-43, 66, 88, 129, 130; 114/345; 472/128, 129

(57) **CLAIM**

The ornamental design for a pool float with speakers, as shown.

(56) **References Cited**

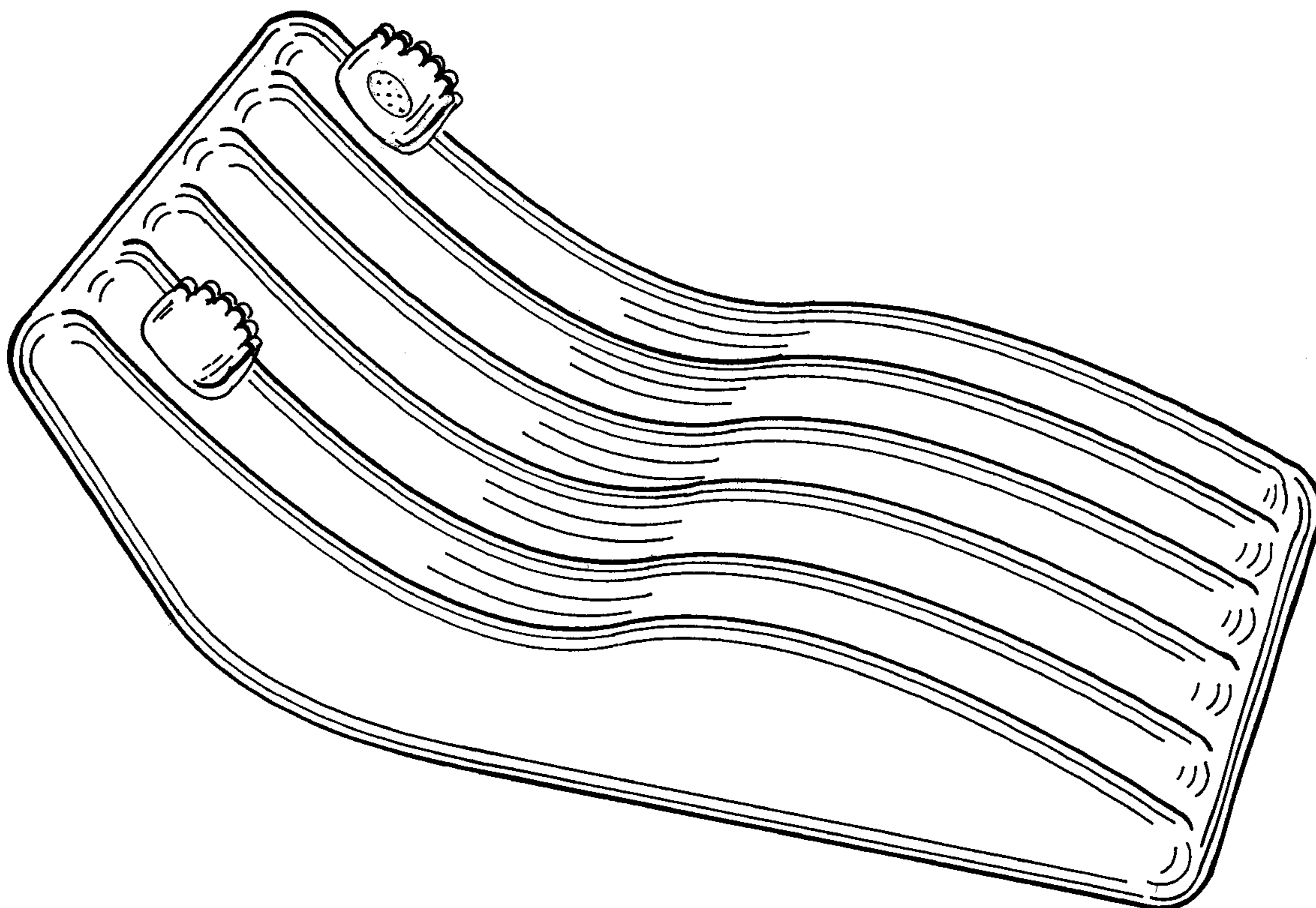
DESCRIPTION

U.S. PATENT DOCUMENTS

- 4,027,888 A * 6/1977 Wilcox 297/452.17
- D249,304 S * 9/1978 Nash D6/361
- D274,576 S * 7/1984 Tiffany D6/335
- D278,004 S * 3/1985 Sigona D6/361
- D394,891 S * 6/1998 Peterson D21/809
- D424,313 S 5/2000 Linder
- D424,314 S * 5/2000 Linder D6/334
- 6,135,551 A * 10/2000 Linder 297/217.4

FIG. 1 is a perspective view from the top, front and one side of a pool float with speakers showing my new design; FIG. 2 is a side elevational view thereof from the one side; FIG. 3 is a side elevational view from the other side; FIG. 4 is a top plan view thereof; FIG. 5 is a bottom plan view thereof; FIG. 6 is a front elevational view thereof; and, FIG. 7 is a rear elevational view thereof.

1 Claim, 6 Drawing Sheets



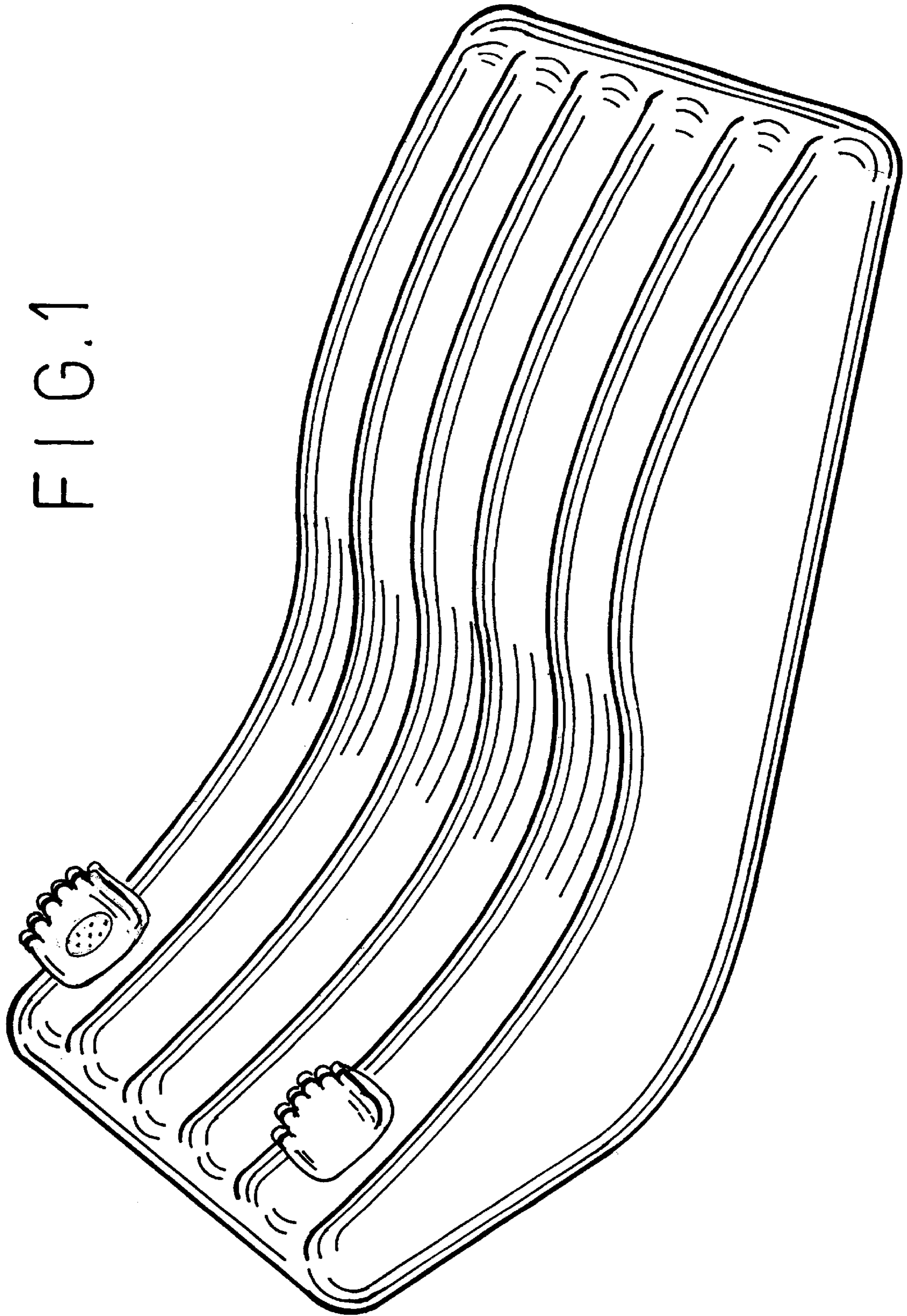
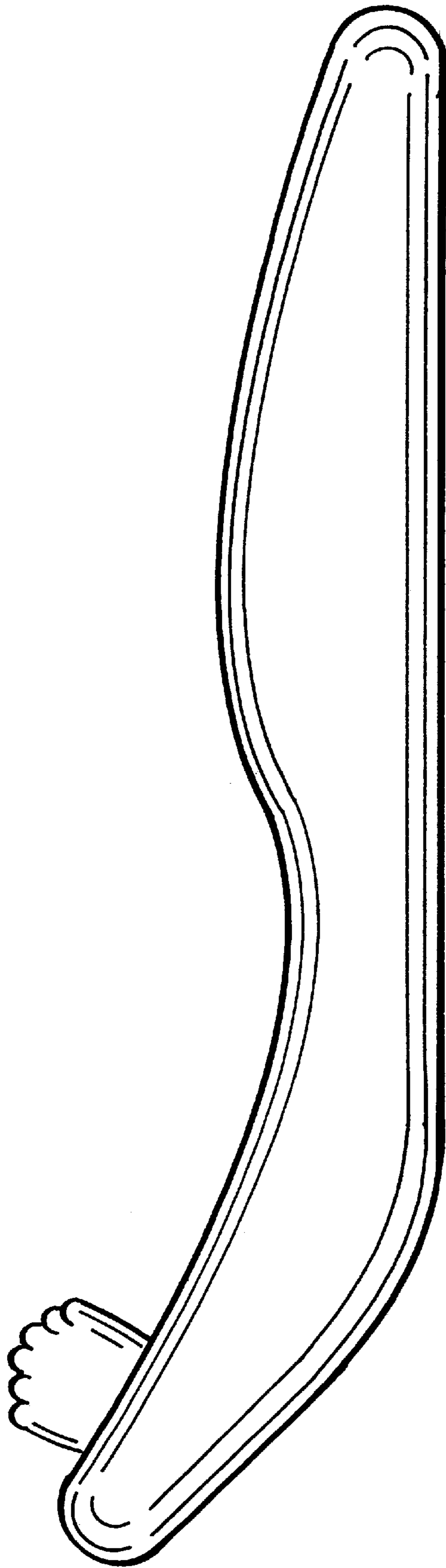


FIG. 1

FIG. 2



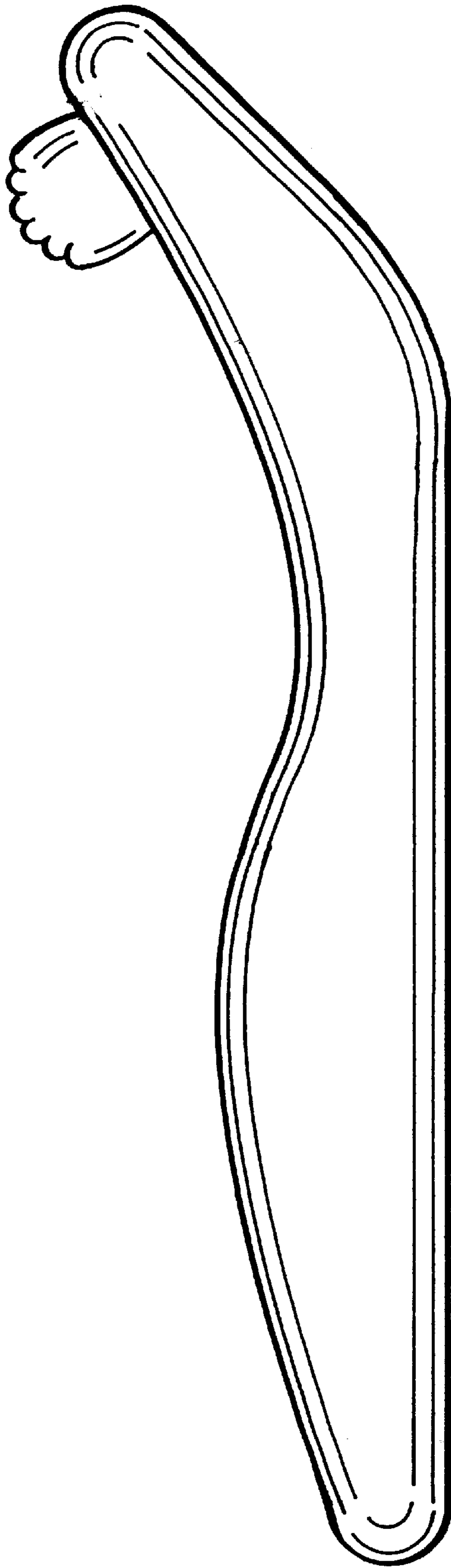


FIG. 3

FIG. 4




FIG. 5




FIG. 6





FIG. 7