



US00D484197S

(12) **United States Design Patent**  
**Nakase**

(10) **Patent No.:** **US D484,197 S**

(45) **Date of Patent:** **\*\* Dec. 23, 2003**

(54) **TOY FIGURINE**

D298,559 S \* 11/1988 Kitamura ..... D21/584  
D439,936 S \* 4/2001 Stenbryggen ..... D21/584

(75) Inventor: **Takashi Nakase, Tokyo (JP)**

\* cited by examiner

(73) Assignee: **Tomy Company, Ltd., Tokyo (JP)**

*Primary Examiner*—Sandra L. Morris

(\*\*) Term: **14 Years**

(74) *Attorney, Agent, or Firm*—Staas & Halsey LLP

(21) Appl. No.: **29/173,326**

(57) **CLAIM**

(22) Filed: **Dec. 27, 2002**

The ornamental design for the toy figurine, as shown.

(30) **Foreign Application Priority Data**

**DESCRIPTION**

Jun. 28, 2002 (JP) ..... 2002-017449

FIG. 1 is a front perspective view of the toy figurine embodying the new design;

(51) **LOC (7) Cl.** ..... **21-01**

FIG. 2 is a front perspective view thereof;

(52) **U.S. Cl.** ..... **D21/578**

FIG. 3 is a rear perspective view thereof;

(58) **Field of Search** ..... D11/158, 162;  
D21/576, 578-585, 615, 596; 446/71-72,  
97, 102, 316, 317, 368

FIG. 4 is a left-side elevational view thereof;

FIG. 5 is a right-side elevational view thereof;

(56) **References Cited**

FIG. 6 is a top plan view thereof; and,

FIG. 7 is a bottom plan view thereof.

**U.S. PATENT DOCUMENTS**

D294,611 S \* 3/1988 Shinohara ..... D21/584

**1 Claim, 3 Drawing Sheets**




FIG. 1




FIG. 2

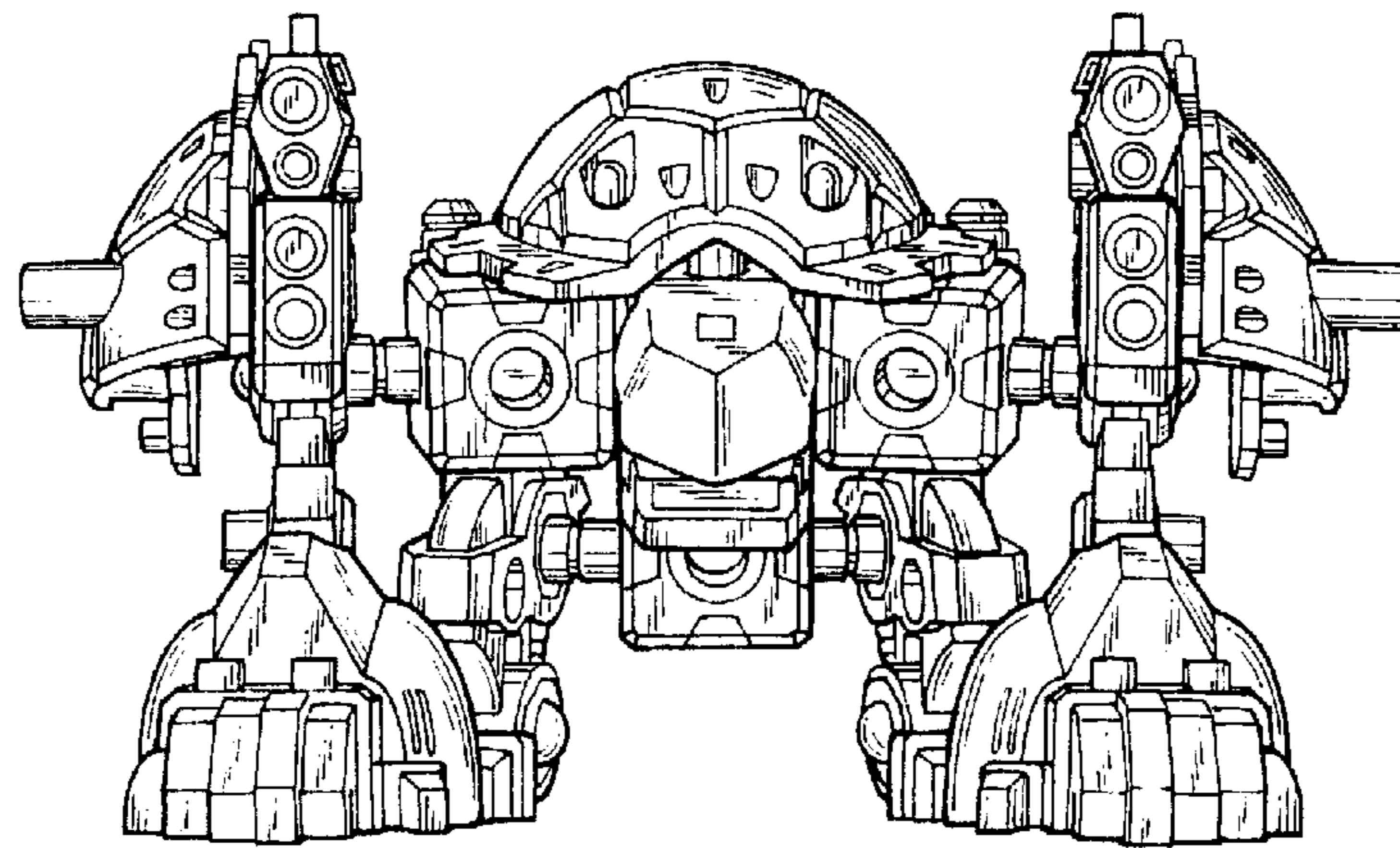


FIG. 3

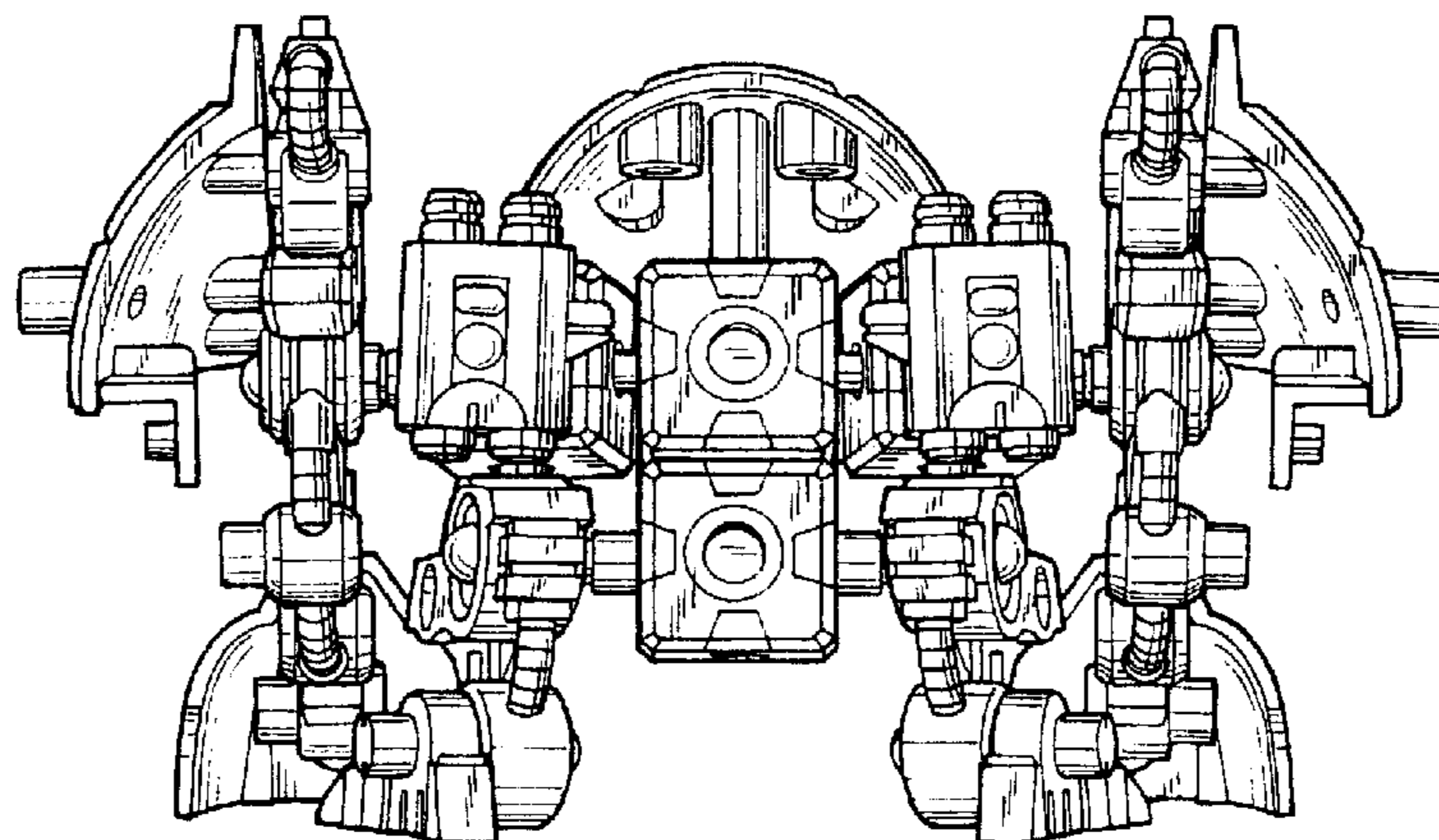


FIG. 4




FIG. 5

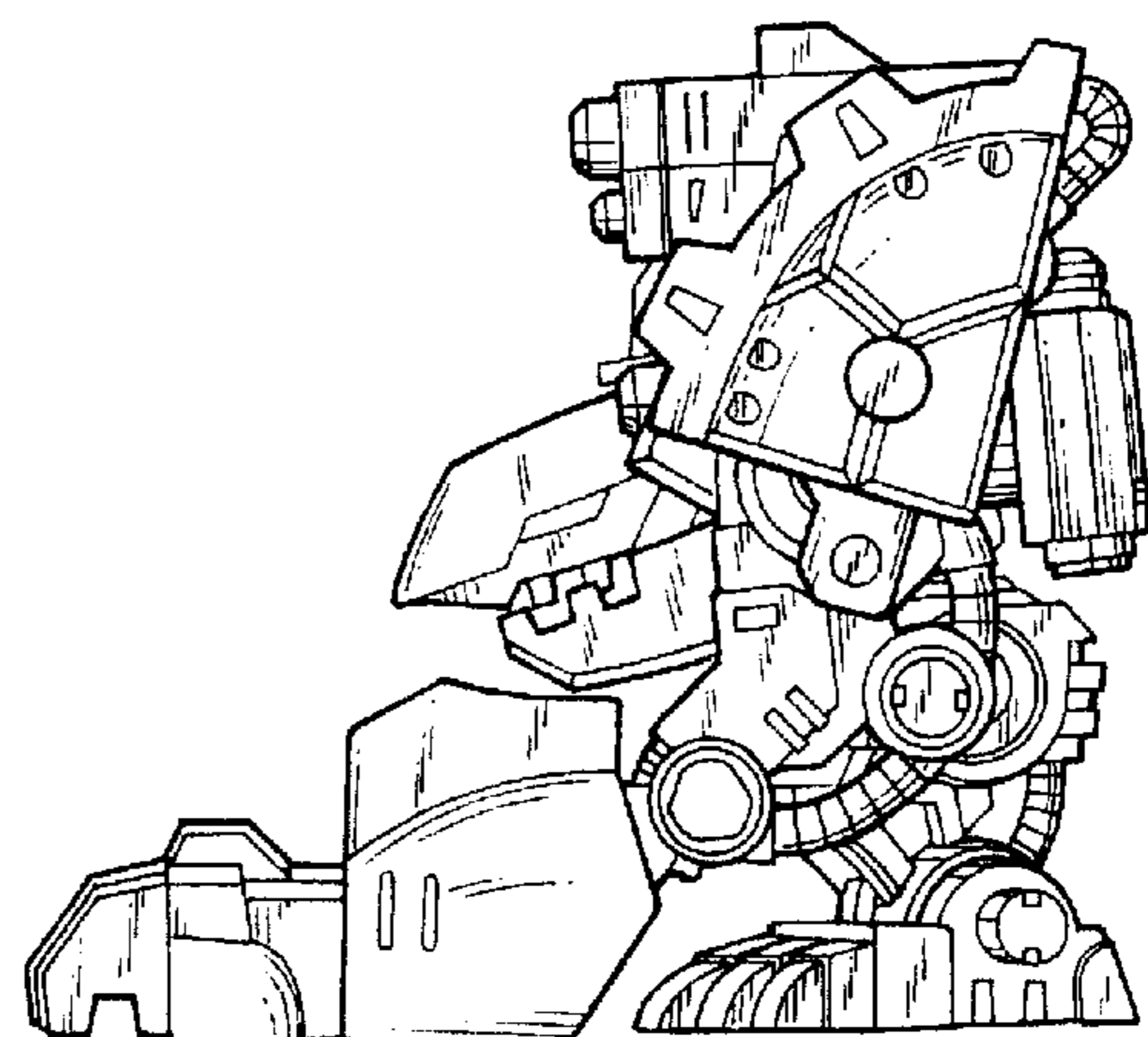


FIG. 6




FIG. 7

