



US00D484190S

(12) **United States Design Patent**  
**Cooper et al.**

(10) **Patent No.: US D484,190 S**

(45) **Date of Patent: \*\* Dec. 23, 2003**

(54) **WRITING INSTRUMENT CAP**

(75) Inventors: **Kenneth R. Cooper**, Orange, CT (US);  
**Donald A. DeLuca**, Guilford, CT (US);  
**Michael Kent**, Cheshire, CA (US);  
**Richard O'Brien**, Oxford, CT (US)

(73) Assignee: **BIC Corporation**, Milford, CT (US)

(\*\*) Term: **14 Years**

(21) Appl. No.: **29/179,829**

(22) Filed: **Apr. 15, 2003**

D359,758 S	*	6/1995	Inami	
D378,761 S	*	4/1997	Sekine	
D404,426 S	*	1/1999	Takanashi	
D404,763 S	*	1/1999	Shimizu	..... D19/47
D425,124 S	*	5/2000	Chen	..... D19/57
6,062,753 A	*	5/2000	Hadtke et al.	..... 401/6
D428,441 S	*	7/2000	Isobe et al.	
6,206,595 B1	*	3/2001	Keda	
D441,398 S	*	5/2001	Owen et al.	
D442,992 S	*	5/2001	Chevalier	
6,296,409 B1	*	10/2001	Cherry et al.	..... 401/6
D456,041 S	*	4/2002	Cooper et al.	..... D19/43
D461,500 S	*	8/2002	Cooper et al.	..... D19/43
D468,354 S	*	1/2003	Cooper et al.	..... D19/55

\* cited by examiner

**Related U.S. Application Data**

(60) Division of application No. 29/168,675, filed on Oct. 8, 2002, and a division of application No. 29/168,681, filed on Oct. 8, 2002, which is a division of application No. 29/153,606, filed on Jan. 14, 2002, now Pat. No. Des. 468,354, which is a continuation-in-part of application No. 29/145,136, filed on Jul. 17, 2001, now Pat. No. Des. 456,041.

(51) **LOC (7) Cl.** ..... **19-07**

(52) **U.S. Cl.** ..... **D19/57; D19/48**

(58) **Field of Search** ..... D19/35, 36, 41-51,  
D19/53-57, 58, 81-85; 401/98, 202, 213,  
196, 198, 243-247, 261, 262

(56) **References Cited**

**U.S. PATENT DOCUMENTS**

768,935 A	*	8/1904	Goldsmith	
D107,438 S	*	12/1937	MacNally	..... D19/36
2,236,194 A	*	3/1941	Lorber	
D156,633 S	*	12/1949	Krause	..... D19/47
D159,978 S	*	9/1950	Green et al.	
D161,310 S	*	12/1950	Brown	..... D19/47
2,643,409 A	*	6/1953	Hemdel et al.	
D187,253 S	*	2/1960	Lambert	..... D19/47
D234,225 S	*	1/1975	Ito	
4,976,564 A	*	12/1990	Fukuoka et al.	
D324,634 S	*	3/1992	Chen	
D327,912 S	*	7/1992	Tsai	
D341,622 S	*	11/1993	Poisson	..... D19/48
D357,699 S	*	4/1995	Takanashi	
D358,170 S	*	5/1995	Osada	

*Primary Examiner*—Martie K. Holtje

(74) *Attorney, Agent, or Firm*—Pennie & Edmonds LLP

(57) **CLAIM**

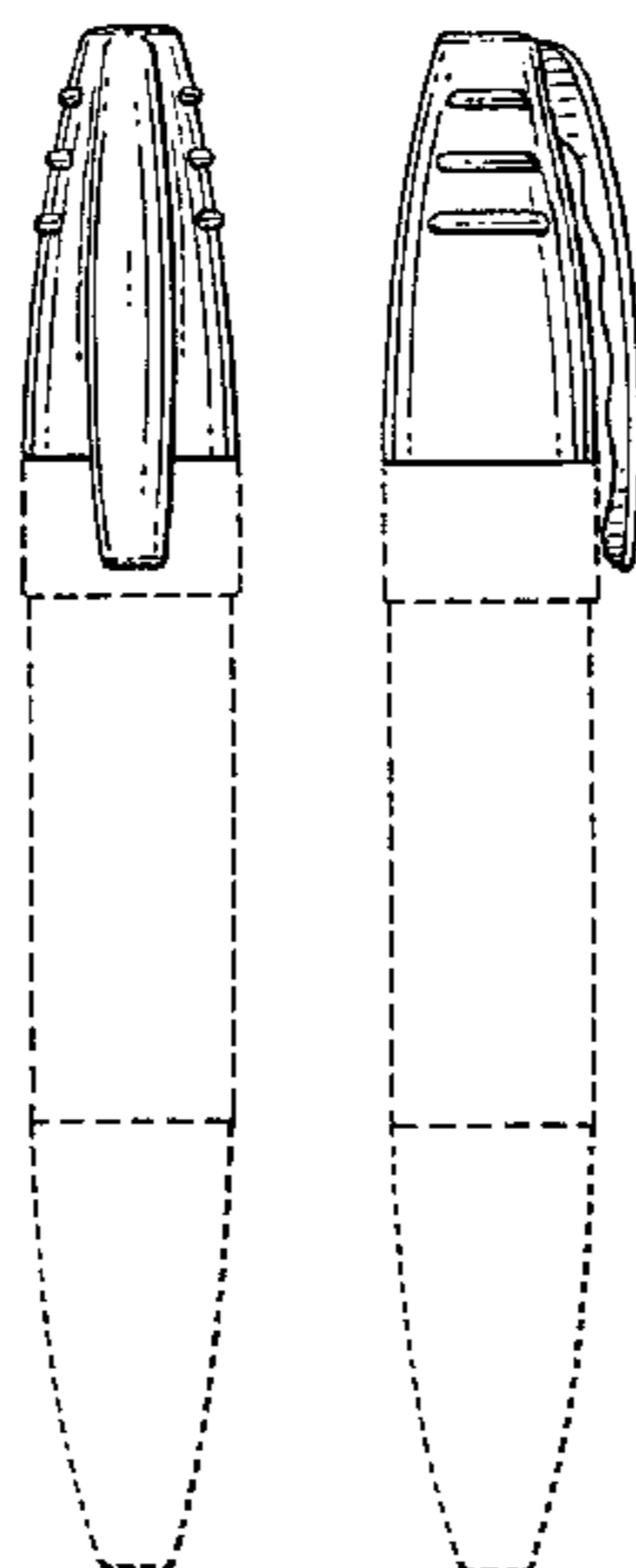
The ornamental design for a writing instrument cap, as shown and described.

**DESCRIPTION**

FIG. 1 is a front elevational view of a writing instrument cap according to the present invention;  
 FIG. 2 is a left side elevational view thereof, the right side elevational view being a mirror image thereof;  
 FIG. 3 is a top view thereof;  
 FIG. 4 is a rear elevational view thereof;  
 FIG. 5 is a bottom view thereof;  
 FIG. 6 is a front elevational view of a second embodiment of a writing instrument cap according to the present invention;  
 FIG. 7 is a left side elevational view thereof, the right side elevational view being a mirror image thereof;  
 FIG. 8 is a top view thereof;  
 FIG. 9 is a rear elevational view thereof; and,  
 FIG. 10 is a bottom view thereof.

The broken line showings in the Figures are for illustrative, environmental purposes only and form no part of the claimed design.

**1 Claim, 4 Drawing Sheets**






Fig. 2



Fig. 1

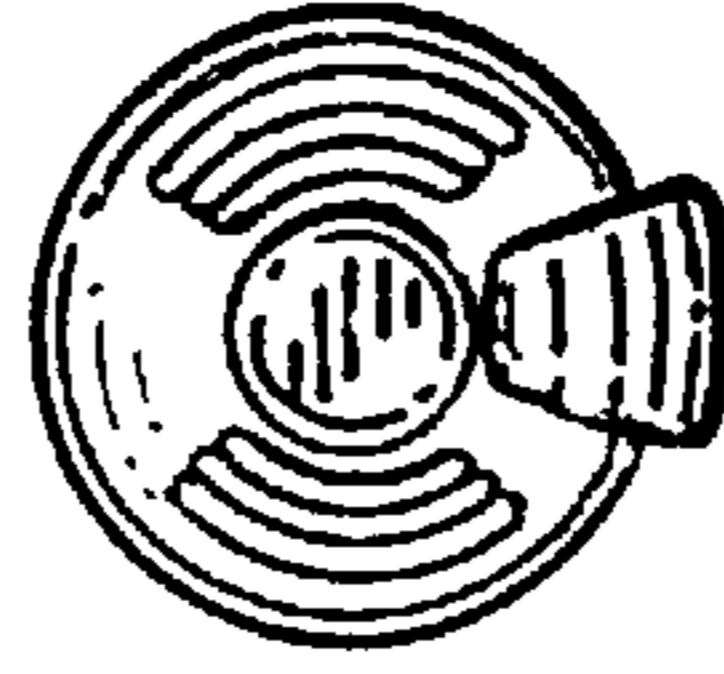
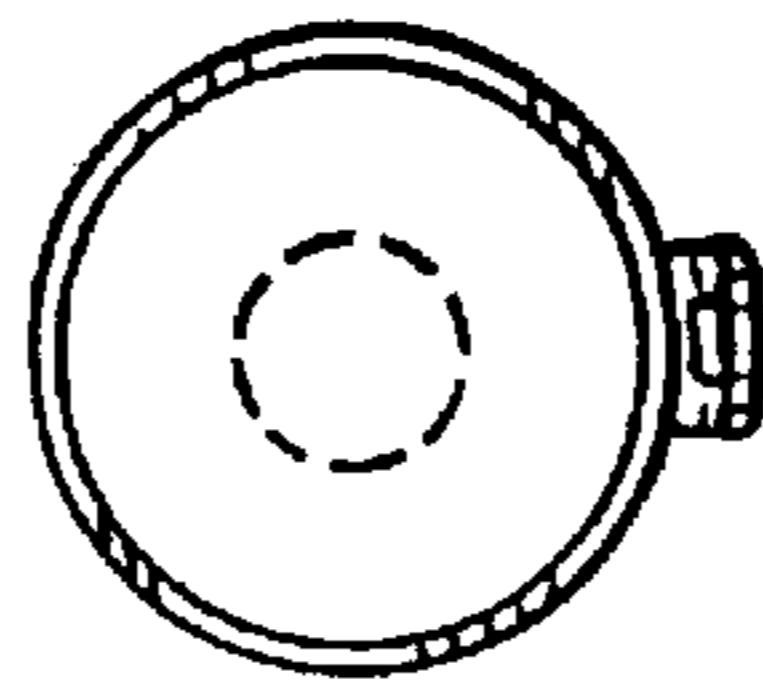


Fig. 3



*Fig. 4*



*Fig. 5*




Fig. 7

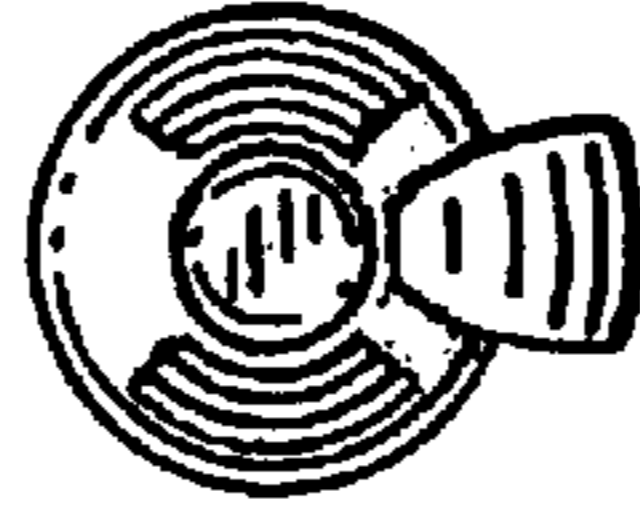
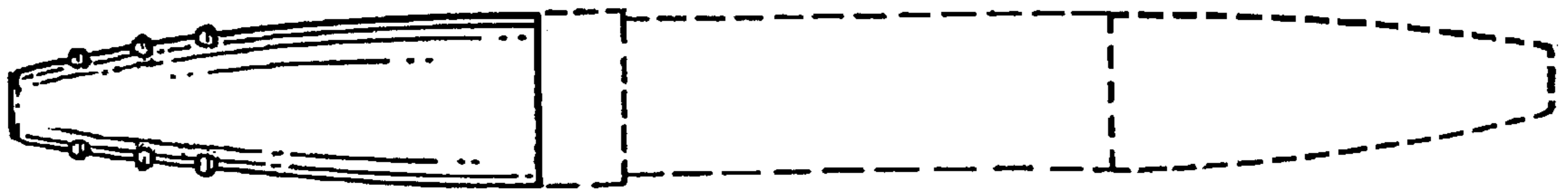


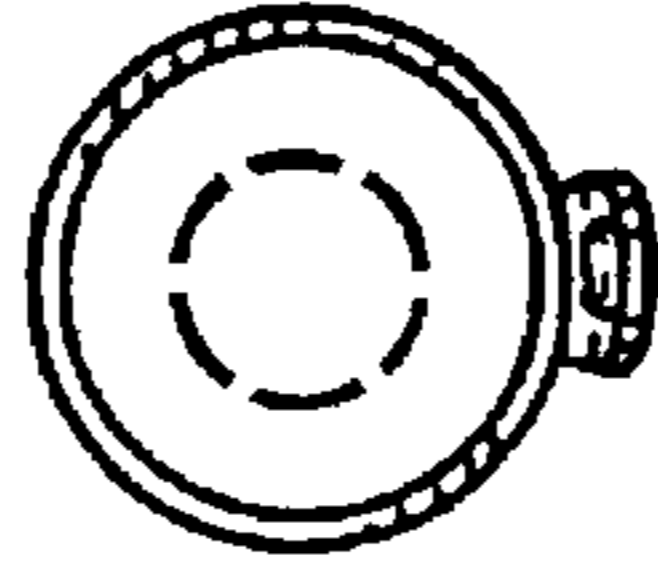
Fig. 8



Fig. 6



*Fig. 9*



*Fig. 10*