



US00D484187S

(12) **United States Design Patent**
Moon

(10) **Patent No.:** **US D484,187 S**

(45) **Date of Patent:** **** Dec. 23, 2003**

(54) **BALL POINT PEN**

(75) **Inventor:** **Jae Hun Moon, Seoul (KR)**

(73) **Assignee:** **Morris Pen Manufacturing Co., Ltd. (KR)**

(**) **Term:** **14 Years**

(21) **Appl. No.:** **29/164,072**

(22) **Filed:** **Jul. 17, 2002**

(51) **LOC (7) Cl.** **19-06**

(52) **U.S. Cl.** **D19/51; D19/55; D19/56**

(58) **Field of Search** **D19/35, 36, 41-51, D19/53-58, 81-85; 401/6, 7, 88, 99, 100, 101, 103-106, 107-110, 111-117, 209**

(56) **References Cited**

U.S. PATENT DOCUMENTS

2,569,286	A	*	9/1951	Bunker	D19/55	X
D394,875	S	*	6/1998	Izushima	D19/51	
D403,705	S	*	1/1999	Izushima et al.	D19/51	
D412,342	S	*	7/1999	Shimizu	D19/51	

6,206,595	B1	*	3/2001	Keda	401/6	
D444,499	S	*	7/2001	Nakazawa	D19/49	
D445,829	S	*	7/2001	Izushima	D19/48	
D450,769	S	*	11/2001	Nishida	D19/49	
D463,821	S	*	10/2002	Nishida	D19/47	
6,491,467	B1	*	12/2002	Mitsuya	401/195	

* cited by examiner

Primary Examiner—Martie K. Holtje

(74) *Attorney, Agent, or Firm*—Pendorf & Cutliff

(57) **CLAIM**

The ornamental design for a ball point pen, as shown and described.

DESCRIPTION

FIG. 1 is an elevated perspective view of a ball point pen; FIG. 2 is a front view of the pen of FIG. 1; FIG. 3 is a rear view of the pen of FIG. 1; FIG. 4 is a left side view of the pen of FIG. 1; FIG. 5 is a right side view of the pen of FIG. 1 and FIG. 6 is a top plan view of the pen of FIG. 1; and, FIG. 7 is a bottom plan view of the pen of FIG. 1.

1 Claim, 6 Drawing Sheets




FIG . 1




FIG . 2




FIG. 3




FIG. 4




FIG. 5




FIG . 6




FIG . 7

