



US00D484177S

(12) **United States Design Patent**
Penke et al.

(10) **Patent No.:** **US D484,177 S**
(45) **Date of Patent:** **** Dec. 23, 2003**

(54) **PORTION OF SKYLINE WALL FOR AN OFFICE MACHINE**

(75) Inventors: **Mark S. Penke**, West Henrietta, NY (US); **Kenneth J. Rieck**, Victor, NY (US); **William Theodore Clark, III**, Pittsford, NY (US); **Donald A. Brown**, Honeoye Falls, NY (US); **David M. Parsons**, Victor, NY (US)

(73) Assignee: **Xerox Corporation**, Stamford, CT (US)

(**) Term: **14 Years**

(21) Appl. No.: **29/176,146**

(22) Filed: **Feb. 14, 2003**

(51) **LOC (7) Cl.** **16-03**

(52) **U.S. Cl.** **D18/40**

(58) **Field of Search** D18/36-49, 50-56;
D14/462-471, 217, 257; 355/18, 19, 78,
97; 366/1-7, 75, 81, 107, 151, 381-393,
405, 411

(56) **References Cited**

U.S. PATENT DOCUMENTS

D375,119 S * 10/1996 Pangburn D18/50

D395,332 S * 6/1998 Leong et al. D18/55
D434,067 S * 11/2000 Chen D18/36
D435,860 S * 1/2001 Chen D18/55
D449,851 S * 10/2001 Katou et al. D18/36
D468,765 S * 1/2003 Kobayashi et al. D18/55
D479,264 S * 9/2003 Suzuki et al. D18/55

* cited by examiner

Primary Examiner—Caron D. Veynar

(74) *Attorney, Agent, or Firm*—Tallam Nguti

(57) **CLAIM**

The ornamental design for a portion of skyline wall for an office machine, as shown and described.

DESCRIPTION

FIG. 1 is a perspective view of portion of a skyline wall for an office machine showing the design of the present invention;

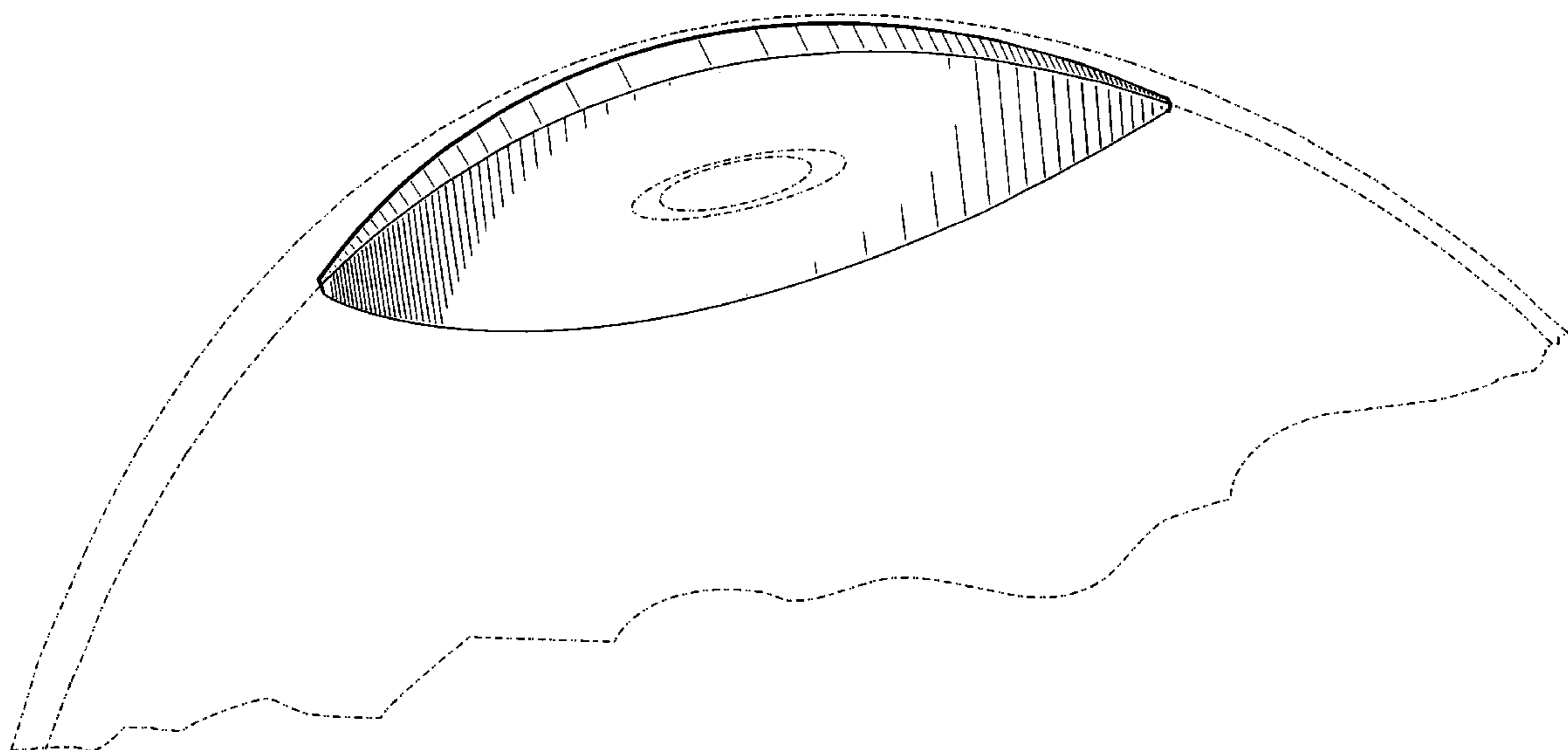
FIG. 2 is a front view thereof;

FIG. 3 is a left/right side view thereof; and,

FIG. 4 is a right/left side view thereof.

The broken lines showing in FIGS. 1-4 are for illustrative purposes only and do not form part of the claimed design.

1 Claim, 3 Drawing Sheets



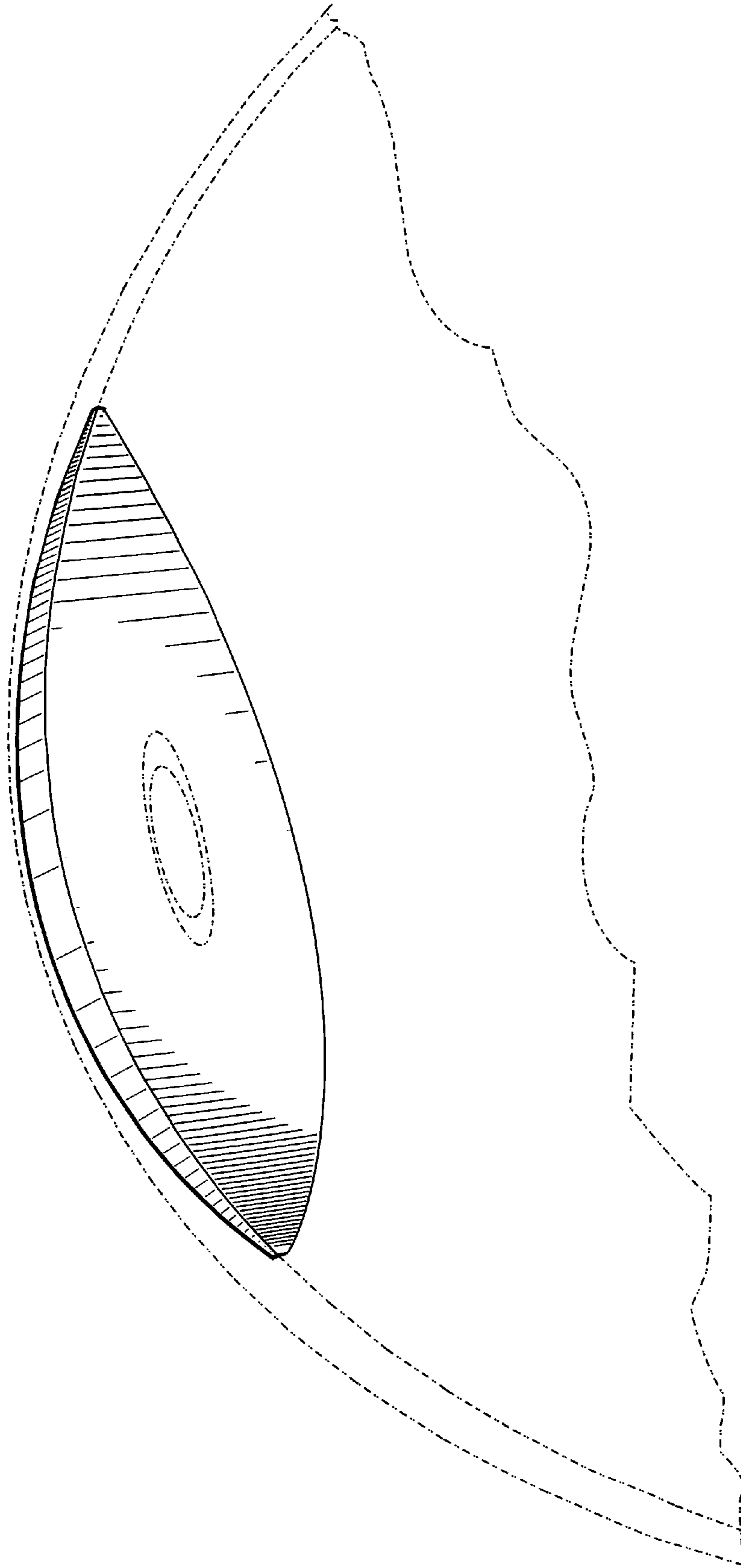


FIG. 1

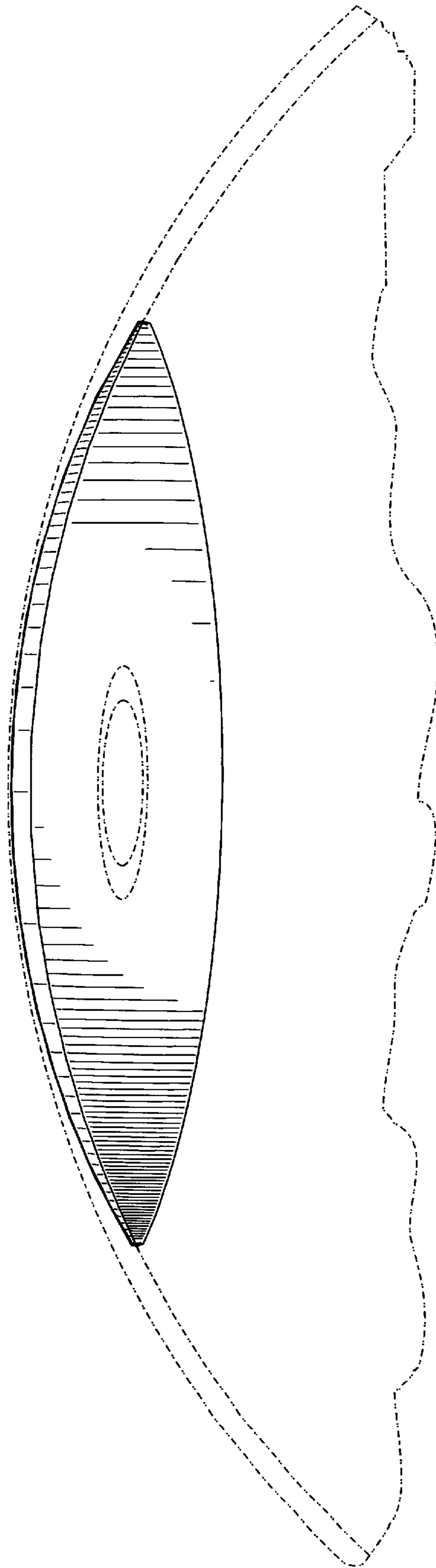


FIG. 2

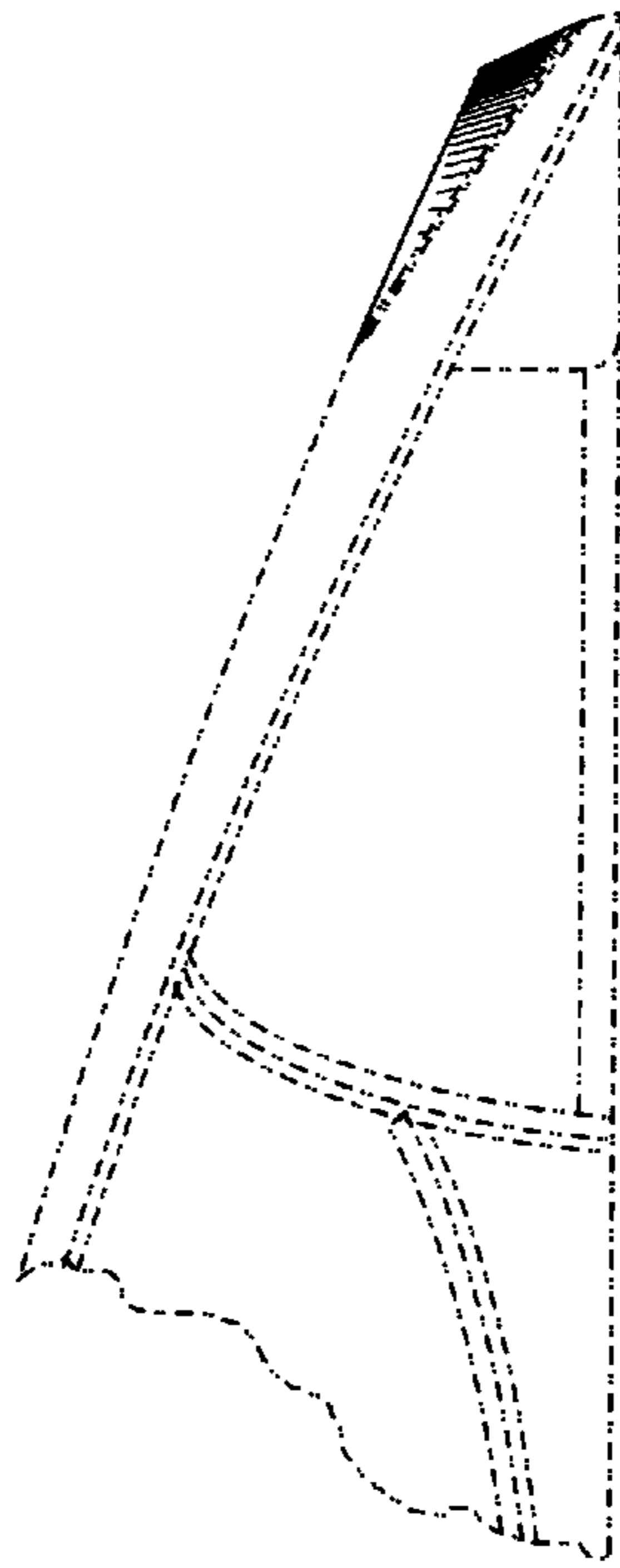


FIG. 3

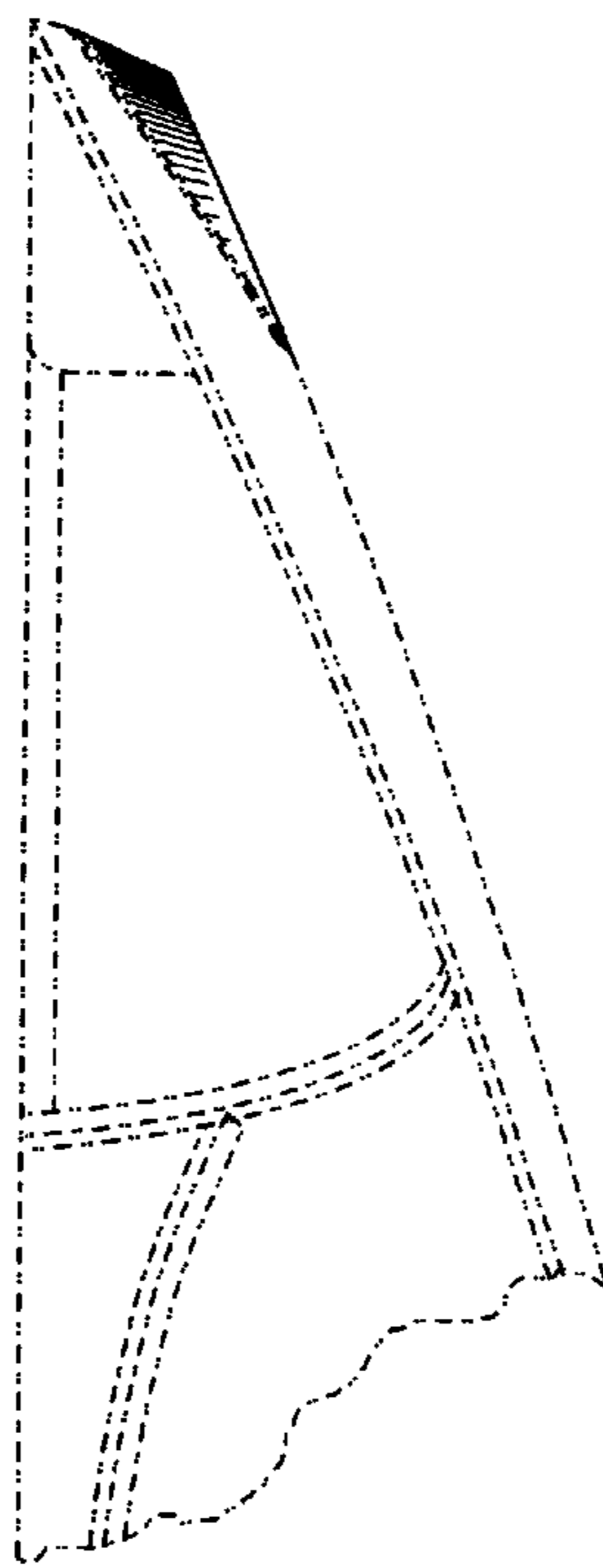


FIG. 4