



US00D484151S

(12) **United States Design Patent**
Becke

(10) **Patent No.:** **US D484,151 S**

(45) **Date of Patent:** **** Dec. 23, 2003**

(54) **REFRIGERATOR SHELF**

D309,461 S * 7/1990 Bussan et al. D15/89
6,488,347 B1 * 12/2002 Bienick 312/408

(75) Inventor: **Christoph Becke**, Grosskarolinenfeld
(DE)

* cited by examiner

(73) Assignee: **BSH Bosch und Siemens Hausgeräte GmbH**, Munich (DE)

Primary Examiner—Mitchell Siegel
(74) *Attorney, Agent, or Firm*—Laurence A. Greenberg;
Werner H. Stemer; Gregory L. Mayback

(**) Term: **14 Years**

(57) **CLAIM**

(21) Appl. No.: **29/170,449**

The ornamental design for a refrigerator shelf, as shown and described.

(22) Filed: **Nov. 6, 2002**

(30) **Foreign Application Priority Data**

May 6, 2002 (WO) DM/060 179

(51) **LOC (7) Cl.** **15-07**

(52) **U.S. Cl.** **D15/89**

(58) **Field of Search** D15/79-89; 312/128,
312/132, 214, 408; 211/153; 108/108

DESCRIPTION

FIG. 1 is a front, left, top perspective view of the refrigerator shelf;
FIG. 2 is a bottom view thereof;
FIG. 3 is a front view thereof;
FIG. 4 is a rear view thereof;
FIG. 5 is a rear, right, bottom perspective view thereof;
FIG. 6 is a top view thereof;
FIG. 7 is a left-side view thereof; and,
FIG. 8 is a right-side view thereof.

(56) **References Cited**

U.S. PATENT DOCUMENTS

D142,904 S * 11/1945 Paddock D15/89

1 Claim, 4 Drawing Sheets




FIG. 1




FIG. 2




FIG. 3



FIG. 4



FIG. 5

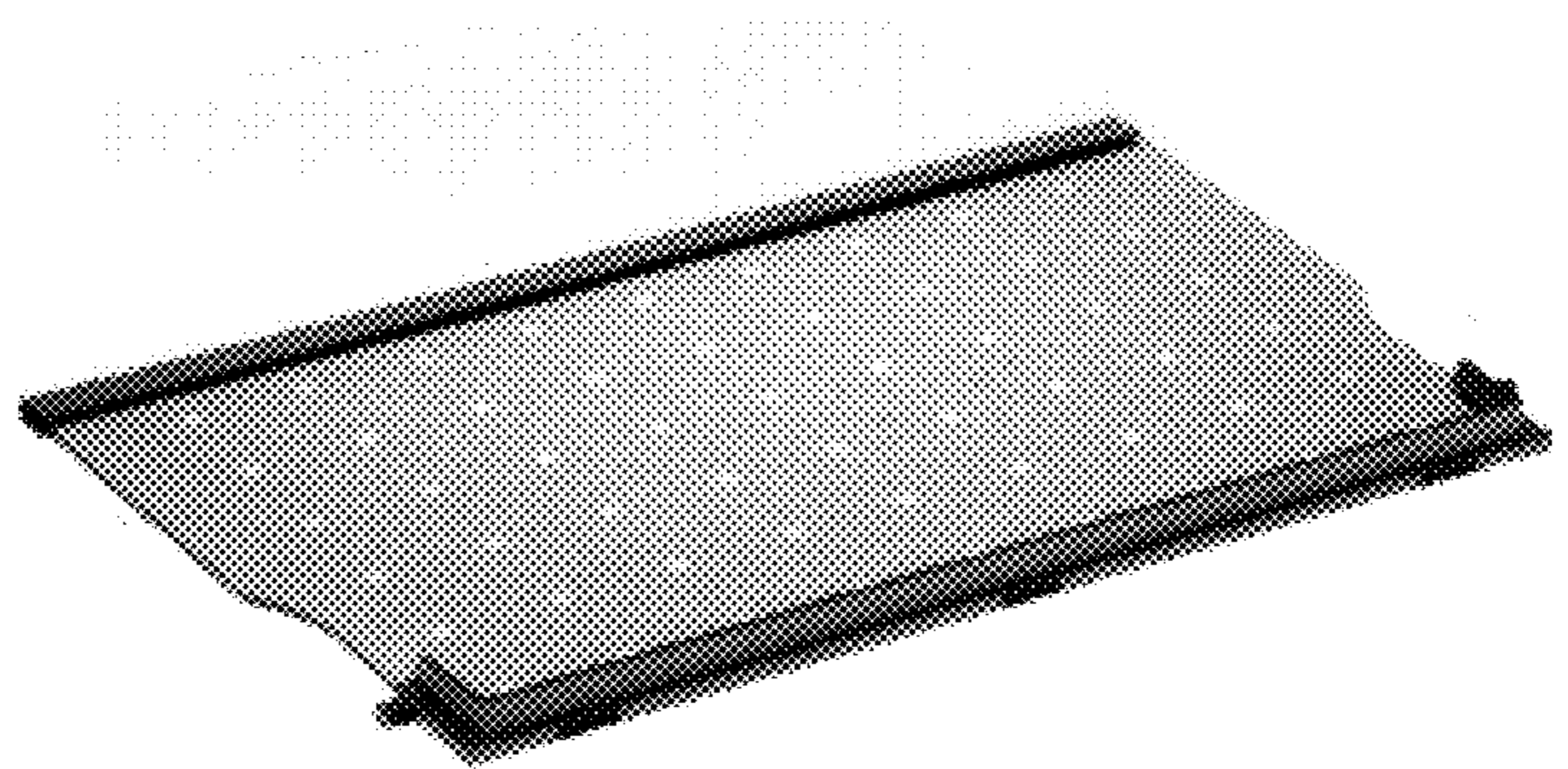


FIG. 6




FIG. 7




FIG. 8

