



US00D484136S

(12) **United States Design Patent**
Ivan et al.

(10) **Patent No.:** **US D484,136 S**

(45) **Date of Patent:** **** Dec. 23, 2003**

(54) **COMBINED COMPUTER USB HUB DEVICE
AND STAND**

D421,962 S * 3/2000 Varga D13/146
D447,745 S * 9/2001 Lee D14/299
D470,851 S * 2/2003 Nishio et al. D14/435

(75) Inventors: **Jason Ivan**, San Jose, CA (US);
Pamela Schure, Los Gatos, CA (US);
Wai-Loong Lim, Menlo Park, CA
(US); **Michael Barry**, Palo Alto, CA
(US); **Ray McKinnon**, Castro Valley,
CA (US); **John Hoving**, San Jose, CA
(US); **Earl Daley**, Mountain View, CA
(US)

* cited by examiner

Primary Examiner—Kay H. Chin
(74) *Attorney, Agent, or Firm*—Martine & Penilla, LLP

(73) Assignee: **Adaptec, Inc.**, Milpitas, CA (US)

(**) Term: **14 Years**

(57) **CLAIM**

We claim the ornamental design for combined computer USB hub device and stand, as shown and described.

(21) Appl. No.: **29/151,059**

(22) Filed: **Oct. 24, 2001**

DESCRIPTION

(51) **LOC (7) Cl.** **14-02**

(52) **U.S. Cl.** **D14/433**

(58) **Field of Search** D14/432, 435,
D14/299; D13/146, 123, 147; 710/305;
361/704, 818

The present design is related to an article of manufacture in the form of a universal serial bus (USB) Hub device that connects to a computer. The USB Hub device connects to a USB connector of a computer to expand a number of available USB connectors for USB devices.

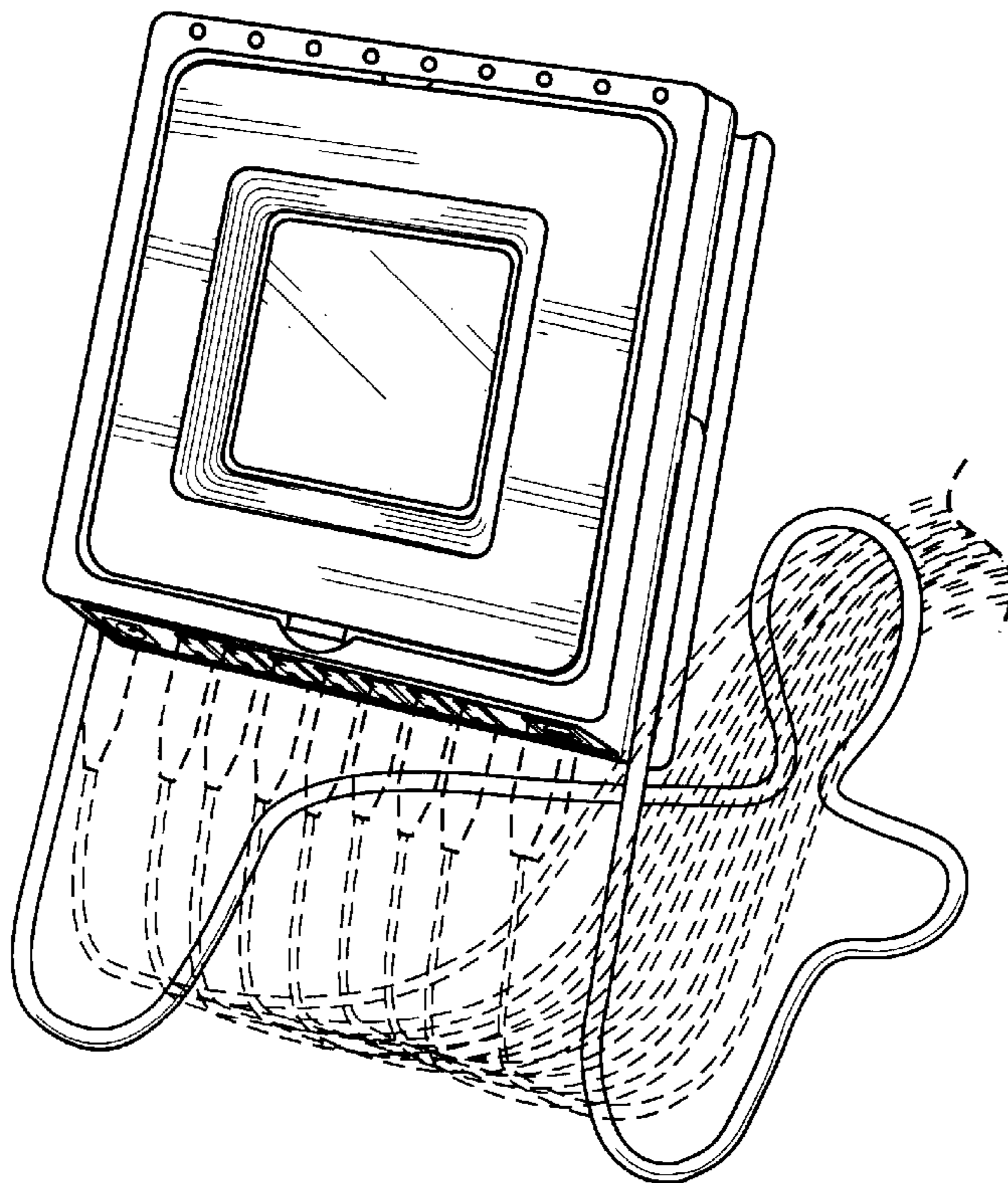
FIG. 1 is an exploded perspective view of combined computer USB hub device and stand showing our new design. The broken line disclosure of cords is for illustrative purposes only and forms no part of the claimed design; and, FIG. 2 is an assembled perspective view thereof.

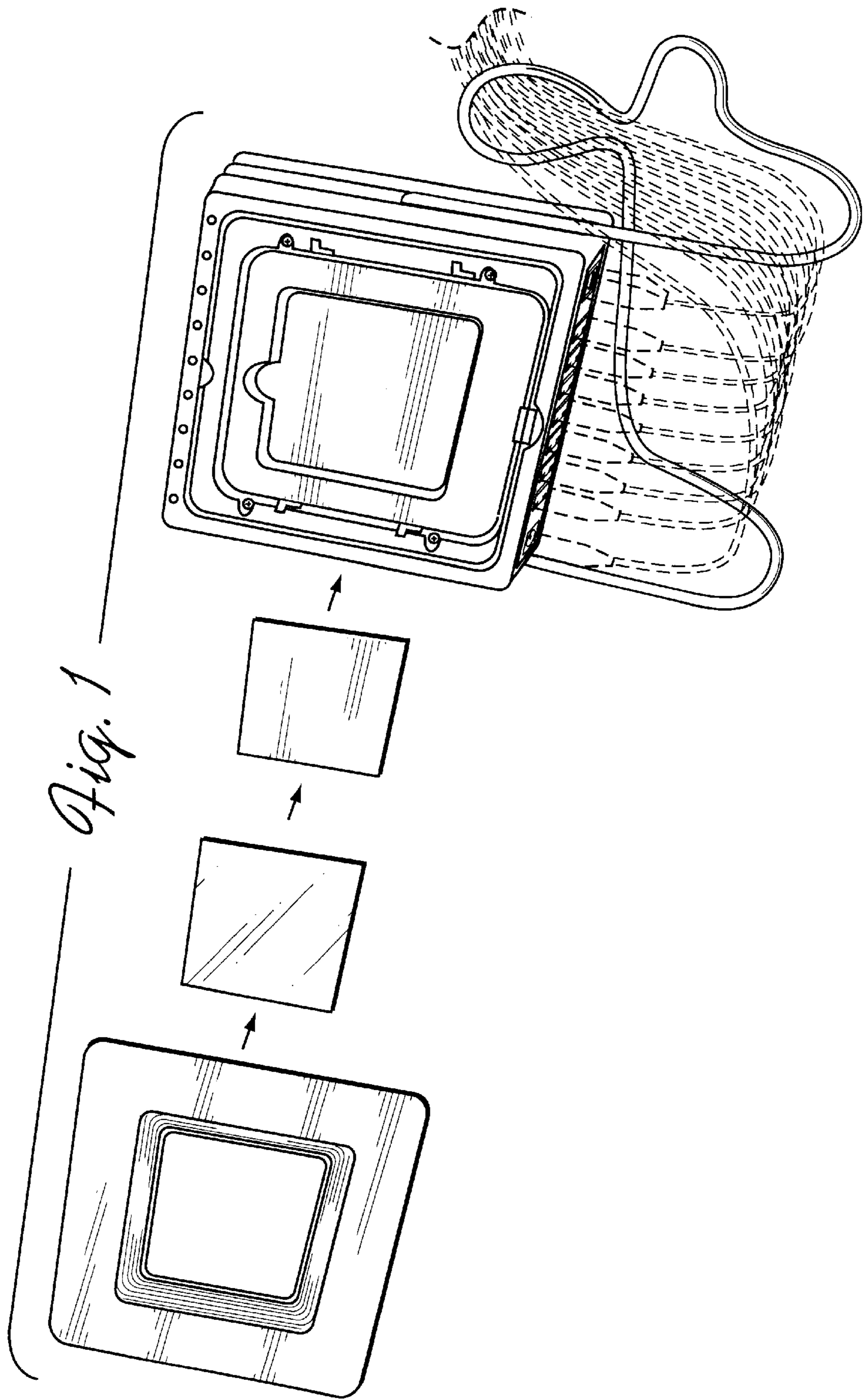
(56) **References Cited**

U.S. PATENT DOCUMENTS

5,761,459 A * 6/1998 Schnoor et al. 710/305

1 Claim, 2 Drawing Sheets





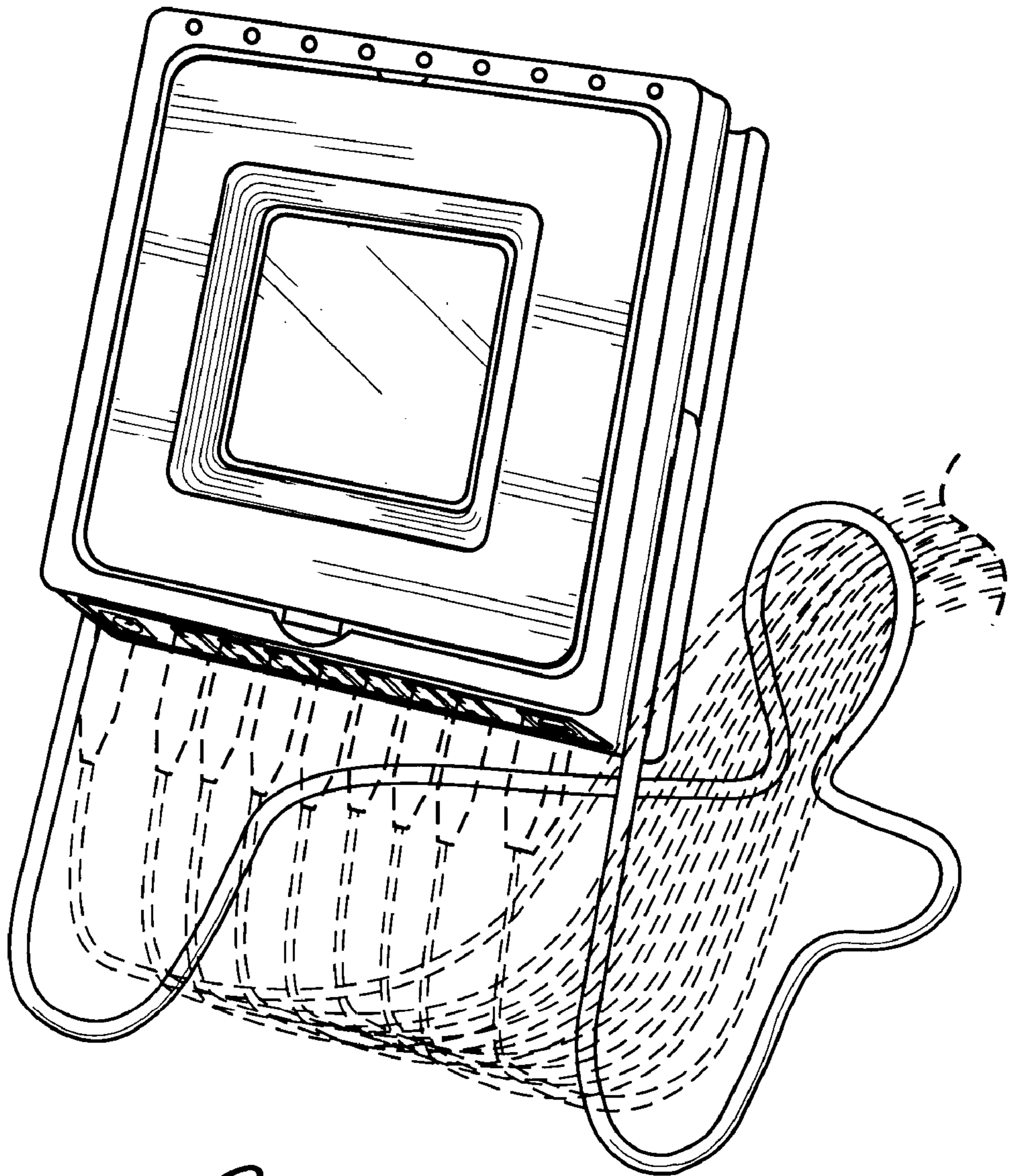


Fig. 2