



US00D484121S

(12) **United States Design Patent**
Clark et al.

(10) **Patent No.: US D484,121 S**

(45) **Date of Patent: ** Dec. 23, 2003**

(54) **FRONT COVER FOR A HANDSET**

(76) Inventors: **Chuck Clark**, 901 Martin Downs Blvd., Palm City, FL (US) 34990; **Lou Martin, Jr.**, 2815 SE. Tate Ave., Port Saint Lucie, FL (US) 34984

(**) Term: **14 Years**

(21) Appl. No.: **29/169,284**

(22) Filed: **Oct. 16, 2002**

(51) **LOC (7) Cl. 14-03**

(52) **U.S. Cl. D14/248**

(58) **Field of Search** D14/137, 138, D14/218, 147-148, 247-248, 144, 341-347; 379/433.01-433.13, 419, 434, 428.01-428.04, 420.01-420.04, 440; 455/550.1-90.3; D21/517

(56) **References Cited**

U.S. PATENT DOCUMENTS

D398,931 S	*	9/1998	Nuovo et al.	D14/250
D403,317 S	*	12/1998	Waldner	D14/138
D405,785 S	*	2/1999	Vuolteenaho	D14/138
D406,585 S	*	3/1999	Vuolteenaho et al.	D14/138
D408,030 S	*	4/1999	Richards et al.	D14/138
D415,489 S	*	10/1999	Ke	D14/138
D420,680 S	*	2/2000	Curtis	D14/248
D422,597 S	*	4/2000	Finkbeiner	D14/248
D428,001 S	*	7/2000	Curtis	D14/248
D429,491 S	*	8/2000	Finkbeiner	D14/248
D434,741 S	*	12/2000	Park	D14/138
D436,102 S	*	1/2001	Wu	D14/248
D445,102 S	*	7/2001	Lai	D14/138
D446,200 S	*	8/2001	Ko	D14/138
D448,022 S	*	9/2001	Higashi et al.	D14/248
D449,588 S	*	10/2001	Park	D14/138

D450,316 S	*	11/2001	Vuolteenaho et al.	D14/248
D451,914 S	*	12/2001	Vuolteenaho et al.	D14/248
D452,235 S	*	12/2001	Langford et al.	D14/248
D455,739 S	*	4/2002	Vuolteenaho et al.	D14/248
D455,740 S	*	4/2002	Salmi et al.	D14/248
D458,251 S	*	6/2002	Vuolteenaho et al.	D14/248
D459,328 S	*	6/2002	Kurimoto	D14/138
D461,467 S	*	8/2002	Ruohonen	D14/248
D462,345 S	*	9/2002	Kim et al.	D14/248
D468,284 S	*	1/2003	Hung	D14/138
D471,905 S	*	3/2003	Langford	D14/248
D472,238 S	*	3/2003	Dalby et al.	D14/248
6,567,652 B1	*	5/2003	Wu	455/90

* cited by examiner

Primary Examiner—Jeffrey Asch

(74) *Attorney, Agent, or Firm*—McHale & Slavin, P.A.

(57) **CLAIM**

The ornamental design for a front cover for a handset, as shown and described.

DESCRIPTION

FIG. 1 is a bottom end view of the front cover for a handset of the invention;
FIG. 2 is a left side view of the front cover for a handset of FIG. 1;
FIG. 3 is a front elevational view of the front cover for a handset of FIG. 1;
FIG. 4 is a right side view of the front cover for a handset of FIG. 1;
FIG. 5 is a top end view of the of the front cover for a handset of FIG. 1; and,
FIG. 6 is a perspective view of the front cover for a handset of FIG. 1 taken from the front and left.

1 Claim, 4 Drawing Sheets

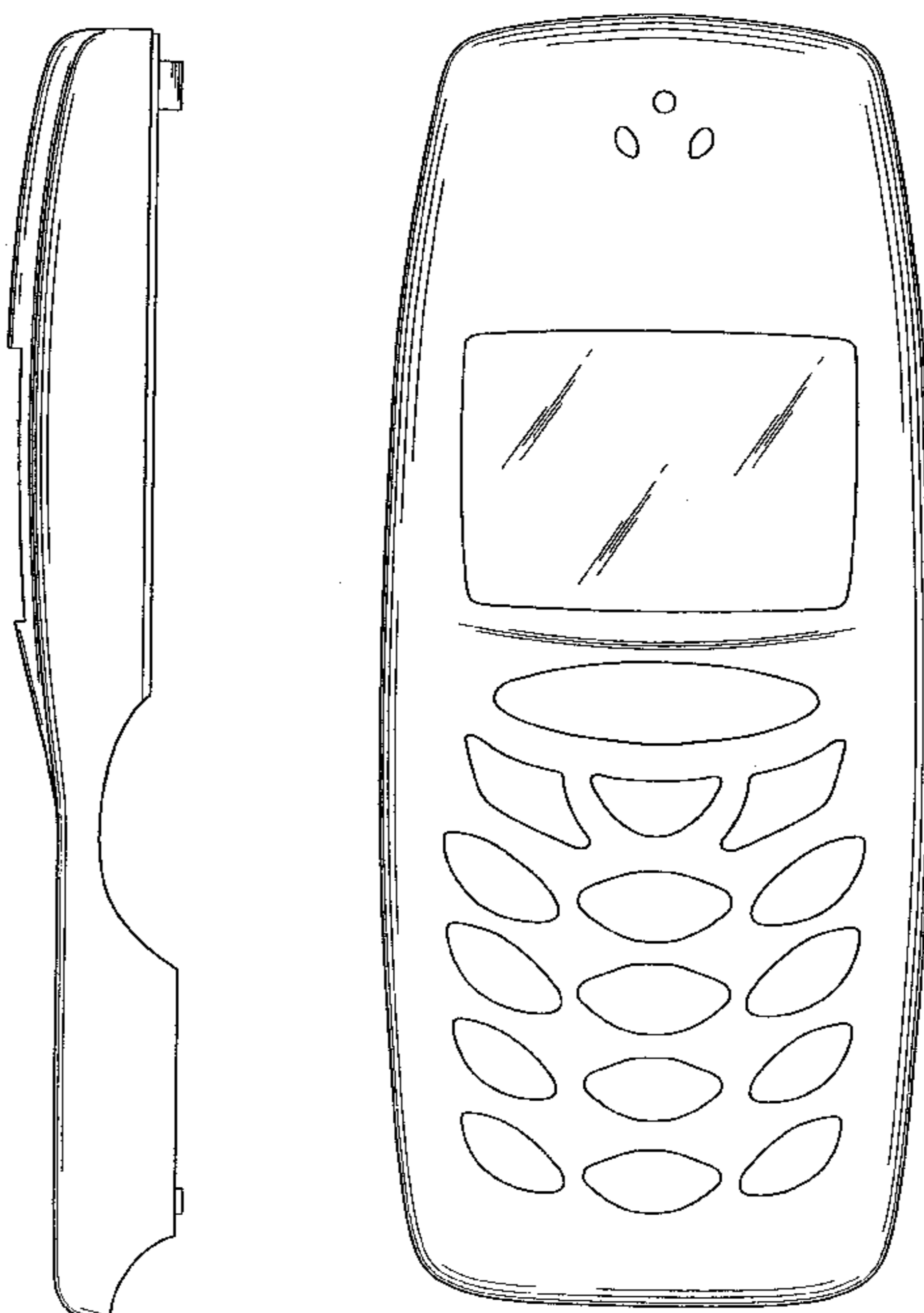


FIG. 2

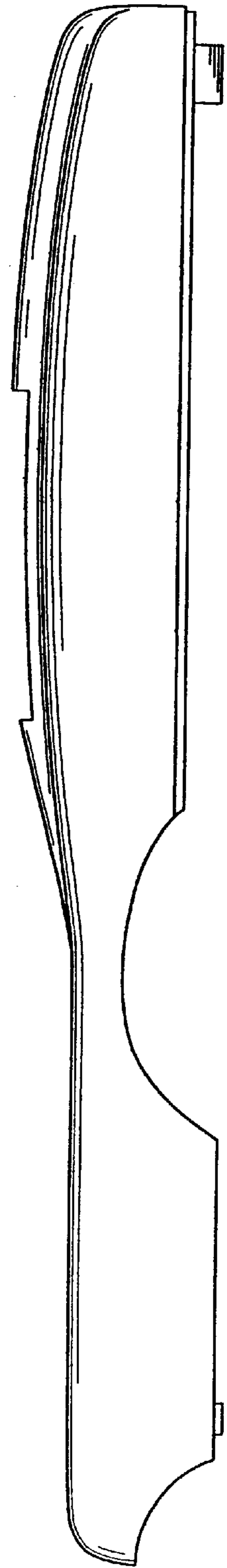


FIG. 1

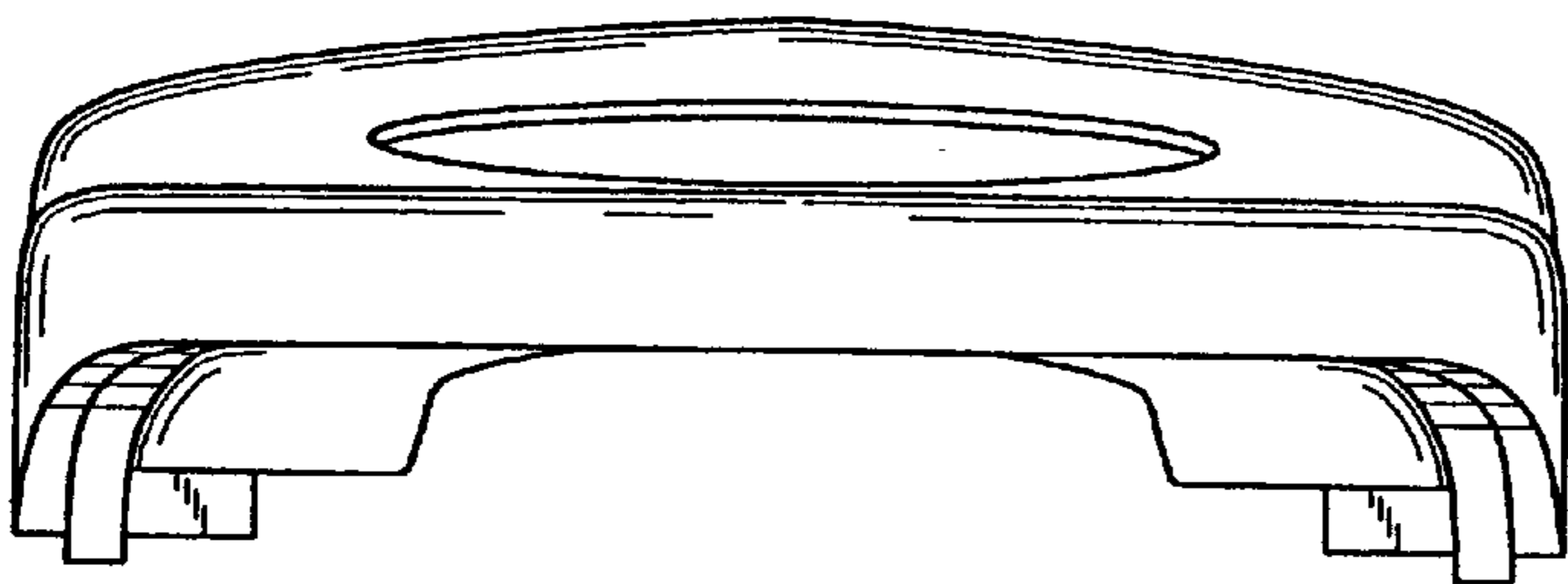


FIG. 3

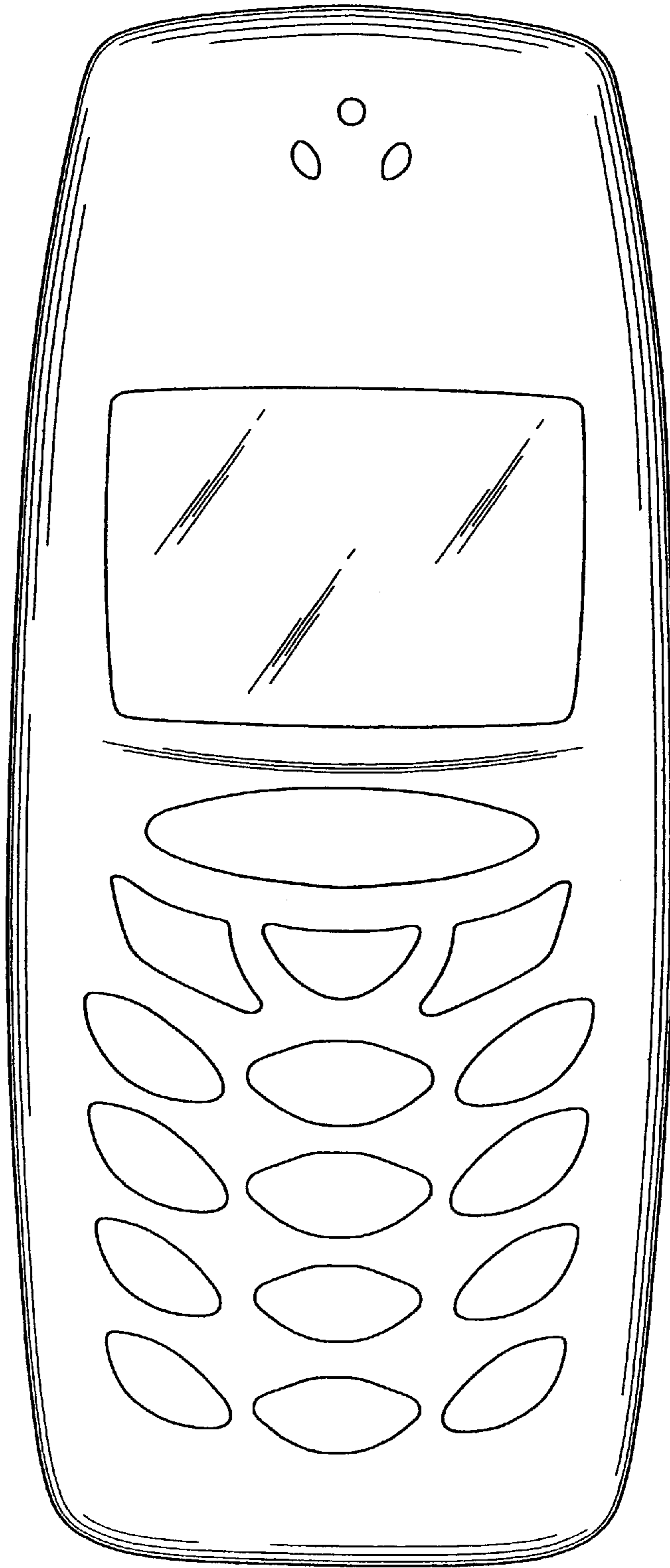


FIG. 4

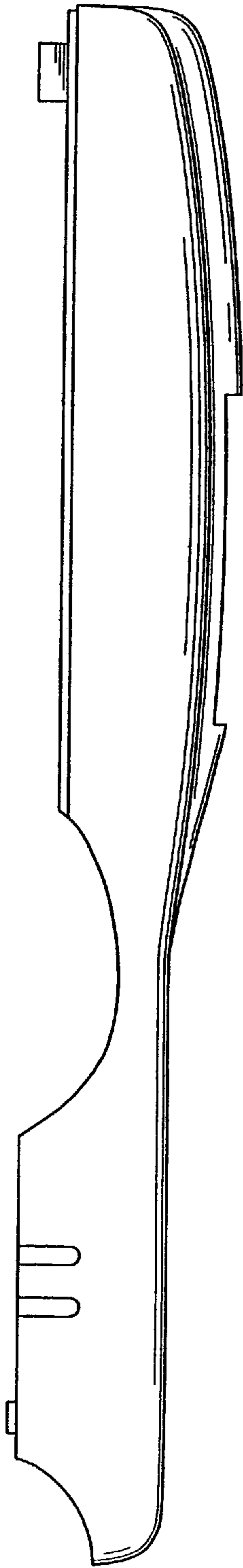


FIG. 5



FIG. 6

