



US00D484111S

(12) **United States Design Patent**
Livingston et al.

(10) **Patent No.:** **US D484,111 S**

(45) **Date of Patent:** **** Dec. 23, 2003**

(54) **HORSESHOE-SHAPED PAGER**

(75) Inventors: **James Livingston**, Hickory Creek, TX (US); **Kenneth J. Lovegreen**, Lake Kiowa, TX (US)

(73) Assignee: **Long Range Systems, Inc.**, Dallas, TX (US)

(**) Term: **14 Years**

(21) Appl. No.: **29/181,695**

(22) Filed: **May 14, 2003**

(51) **LOC (7) Cl.** **14-03**

(52) **U.S. Cl.** **D14/191**

(58) **Field of Search** D14/191, 192, D14/138, 143, 144; 340/7.1, 7.21-7.28, 7.63; 455/344, 348, 351

(56) **References Cited**

U.S. PATENT DOCUMENTS

5,327,120	A	*	7/1994	McKee et al.	340/7.63
D368,432	S	*	4/1996	Takashi	D14/191
5,572,196	A	*	11/1996	Sakumoto et al.	340/7.63
D401,239	S	*	11/1998	DeLong	D14/191
5,859,594	A	*	1/1999	King et al.	340/7.63
5,892,455	A	*	4/1999	Matsumoto	340/7.63
D409,196	S	*	5/1999	Wicks	D14/191
D423,010	S	*	4/2000	Wicks	D14/191

D428,433	S	*	7/2000	Ho	D14/191
D445,777	S	*	7/2001	Scalisi	D14/191
6,597,281	B1	*	7/2003	Thomas	340/7.63

* cited by examiner

Primary Examiner—Prabhakar Deshmukh

(74) *Attorney, Agent, or Firm*—Steven W. Smith

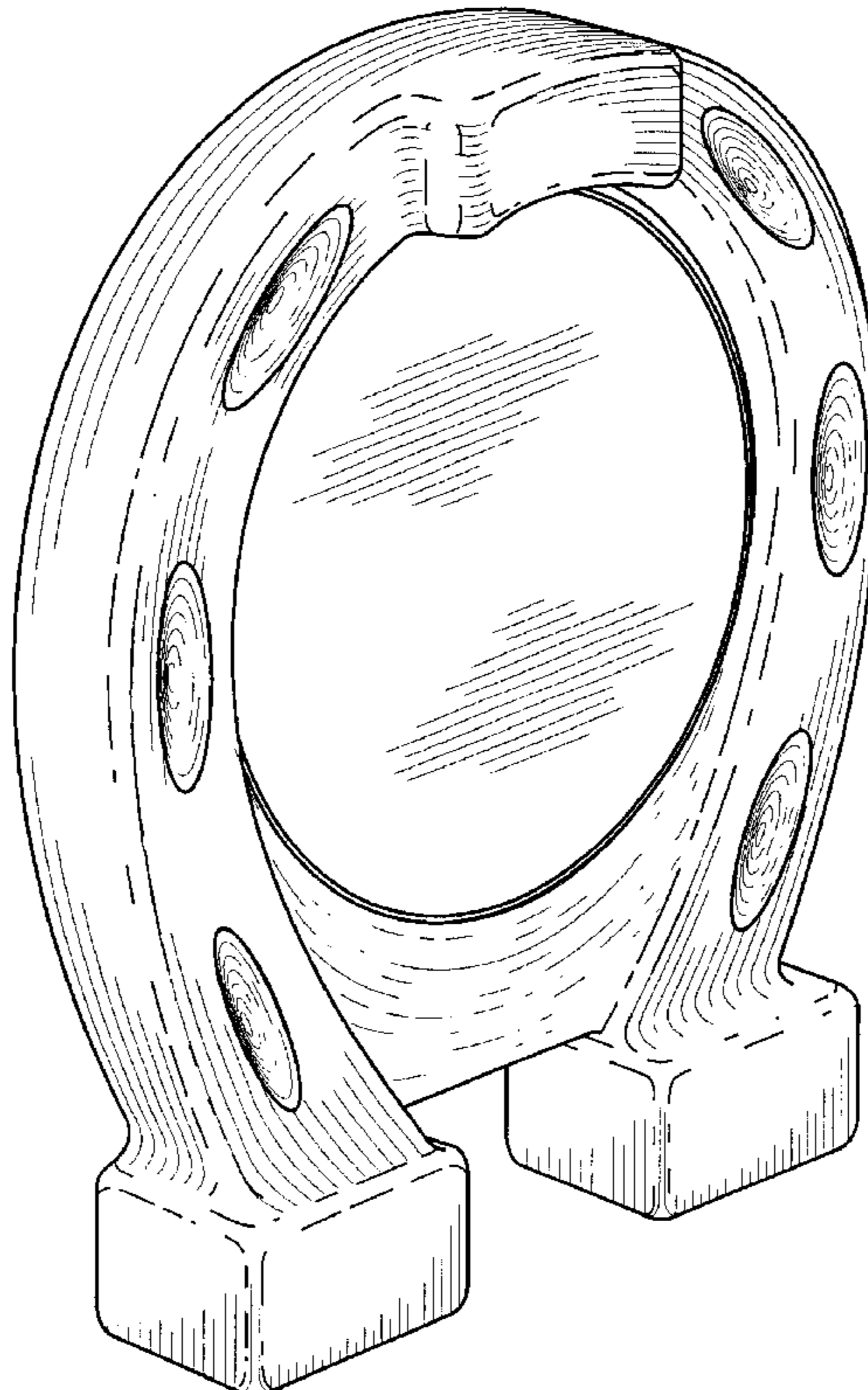
(57) **CLAIM**

The ornamental design for the horseshoe-shaped pager, as shown and described.

DESCRIPTION

FIG. 1 is a perspective view of the horseshoe-shaped pager of the present invention;
 FIG. 2 is a front elevational view of the horseshoe-shaped pager of the present invention;
 FIG. 3 is a rear elevational view of the horseshoe-shaped pager of the present invention;
 FIG. 4 is a left side elevational view of the horseshoe-shaped pager of the present invention;
 FIG. 5 is a right side elevational view of the horseshoe-shaped pager of the present invention;
 FIG. 6 is a top plan view of the horseshoe-shaped pager of the present invention; and,
 FIG. 7 is a bottom plan view of the horseshoe-shaped pager of the present invention.

1 Claim, 3 Drawing Sheets



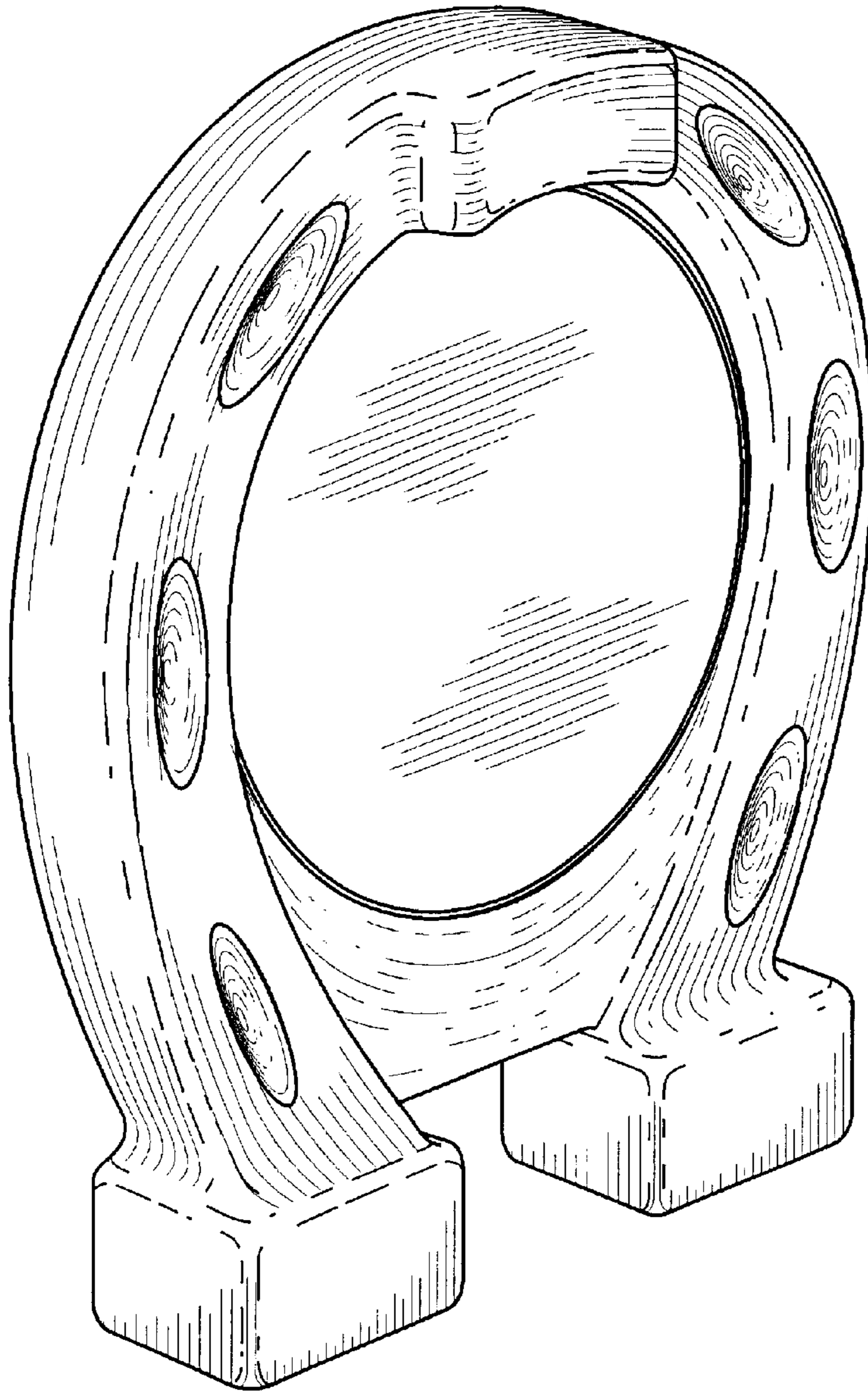


FIG. 1

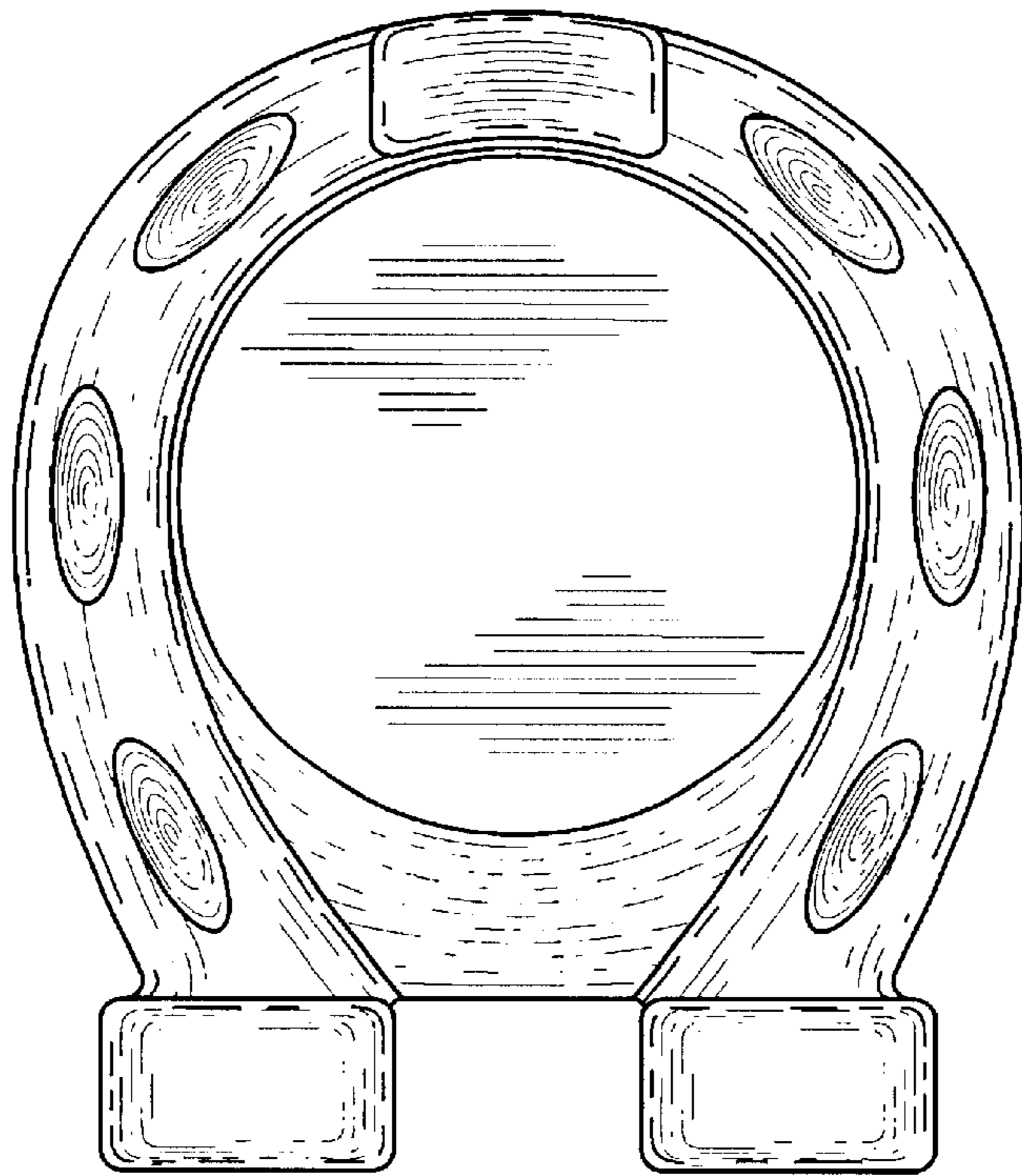


FIG. 2

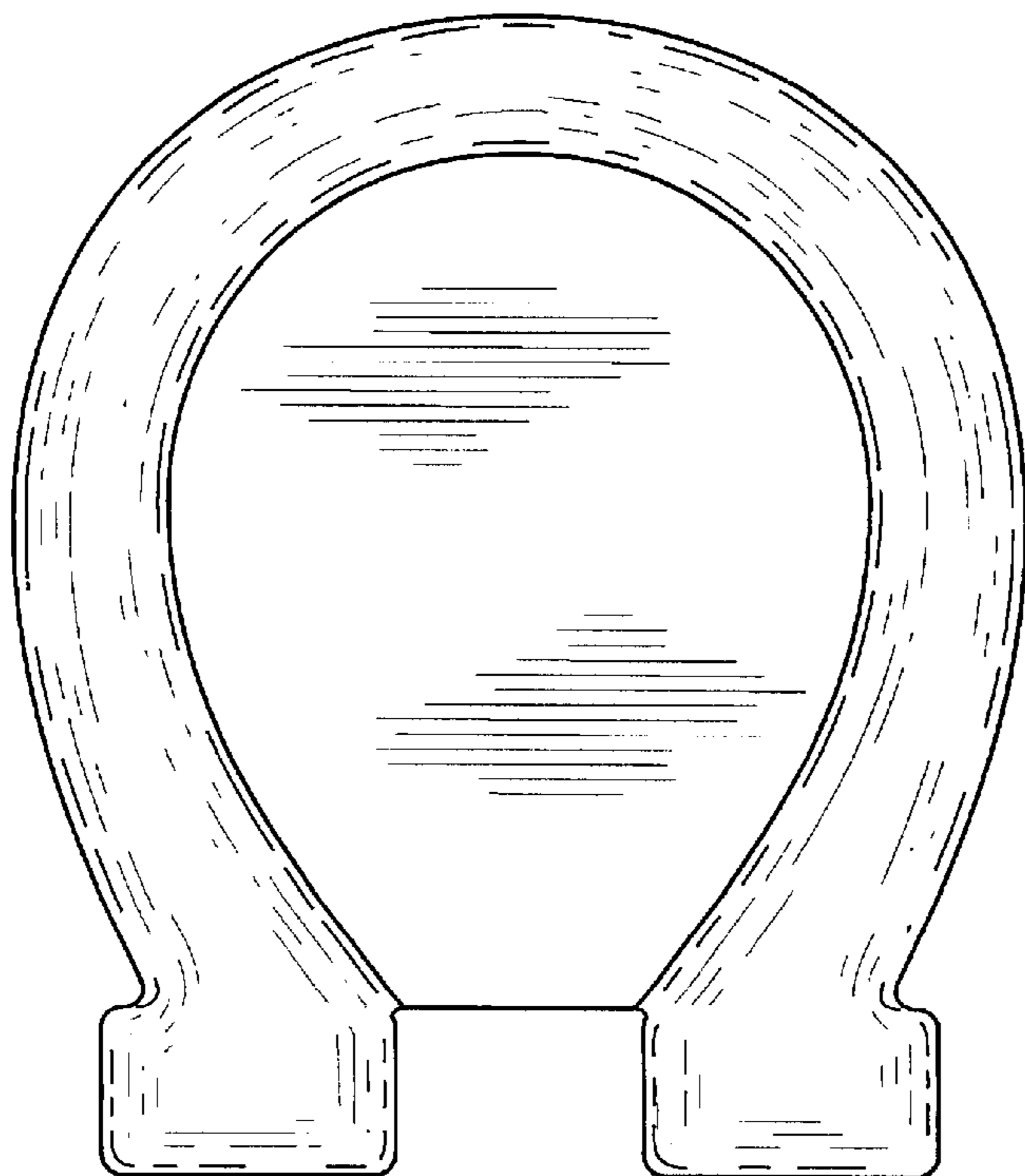


FIG. 3




FIG. 4

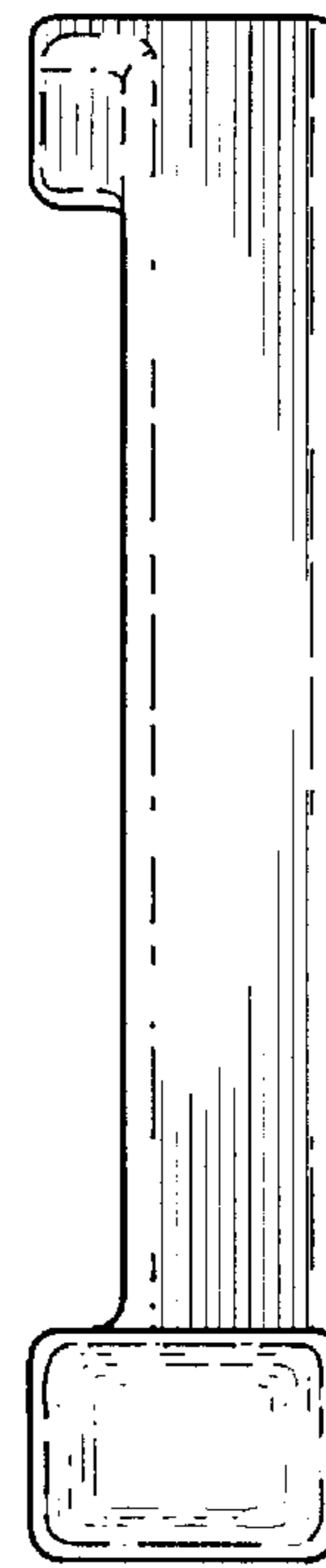


FIG. 5




FIG. 6




FIG. 7