



US00D484107S

(12) **United States Design Patent**  
**Kim**

(10) **Patent No.:** **US D484,107 S**

(45) **Date of Patent:** **\*\* Dec. 23, 2003**

(54) **HANDSET**

(75) **Inventor:** **Joonsuh Kim**, Oak Park, CA (US)

(73) **Assignee:** **Nokia Corporation**, Espoo (FI)

(\*\*) **Term:** **14 Years**

(21) **Appl. No.:** **29/166,165**

(22) **Filed:** **Aug. 23, 2002**

(51) **LOC (7) Cl.** ..... **14-03**

(52) **U.S. Cl.** ..... **D14/138**

(58) **Field of Search** ..... D14/137, 138,  
D14/218, 147-148, 247-248, 144, 341-347;  
379/433.01-433.13, 419, 434, 428.01-428.04,  
420.01-420.04, 440; 455/550.1-90.3; D21/517

D450,671 S	*	11/2001	Langford et al. ....	D14/138
D451,897 S	*	12/2001	Hiroko .....	D14/138
D453,150 S	*	1/2002	Murray .....	D14/138
D454,850 S	*	3/2002	Salmi et al. ....	D14/138
D454,852 S	*	3/2002	Yokoyama .....	D14/138
D455,134 S	*	4/2002	Kolinen .....	D14/138
D455,412 S	*	4/2002	Vuolteenaho et al. ....	D14/138
D455,413 S	*	4/2002	Lee .....	D14/138
D456,375 S	*	4/2002	Vuolteenaho et al. ....	D14/138
D459,328 S	*	6/2002	Kurimoto .....	D14/138
D460,057 S	*	7/2002	Hunt .....	D14/138
D461,174 S	*	8/2002	Ruohonen .....	D14/138
D464,940 S	*	10/2002	Jung .....	D14/138
D468,284 S	*	1/2003	Hung .....	D14/138
D469,757 S		2/2003	Majanen	
D470,829 S	*	2/2003	Dalby et al. ....	D14/138
D474,179 S		5/2003	Burns et al.	
D474,455 S	*	5/2003	Arbisi .....	D14/138
D476,300 S	*	6/2003	Pottie et al. ....	D14/138
2002/0024505 A1	*	2/2002	Eftekhari .....	345/169

(56) **References Cited**

**U.S. PATENT DOCUMENTS**

D388,784 S	*	1/1998	Phillips et al. ....	D14/138
D394,433 S	*	5/1998	Lindeman et al. ....	D14/138
D402,653 S	*	12/1998	Nuovo et al. ....	D14/138
D408,397 S	*	4/1999	Renard .....	D14/138
D412,704 S	*	8/1999	Vuolteenaho et al. ....	D14/138
D412,902 S	*	8/1999	Collins et al. ....	D14/138
D415,149 S	*	10/1999	Vuolteenaho et al. ....	D14/138
D415,489 S	*	10/1999	Ke .....	D14/138
5,982,881 A	*	11/1999	Mischenko .....	379/433.11
D417,867 S	*	12/1999	Hunt .....	D14/138
D421,985 S	*	3/2000	Collins .....	D14/138
D422,276 S	*	4/2000	Collins et al. ....	D14/138
D425,057 S	*	5/2000	Finkbeiner .....	D14/138
D436,938 S	*	1/2001	Won .....	D14/138
D439,230 S	*	3/2001	Braxton et al. ....	D14/138
D439,573 S	*	3/2001	DeLeon .....	D14/138
D443,600 S	*	6/2001	Ogawa .....	D14/138
D445,102 S	*	7/2001	Lai .....	D14/138
D445,770 S	*	7/2001	Yang .....	D14/138
D446,197 S	*	8/2001	Lee .....	D14/138
D446,200 S	*	8/2001	Ko .....	D14/138
D446,509 S	*	8/2001	Chiu .....	D14/138
D447,127 S	*	8/2001	Lee .....	D14/138
D448,020 S		9/2001	Higashi et al.	
D448,355 S	*	9/2001	Higashi et al. ....	D14/138
D448,742 S		10/2001	Higashi et al.	

**FOREIGN PATENT DOCUMENTS**

WO	DM/059823	6/2002
WO	DM/061362	10/2002

\* cited by examiner

*Primary Examiner*—Jeffrey Asch

(74) *Attorney, Agent, or Firm*—Banner & Witcoff, Ltd.

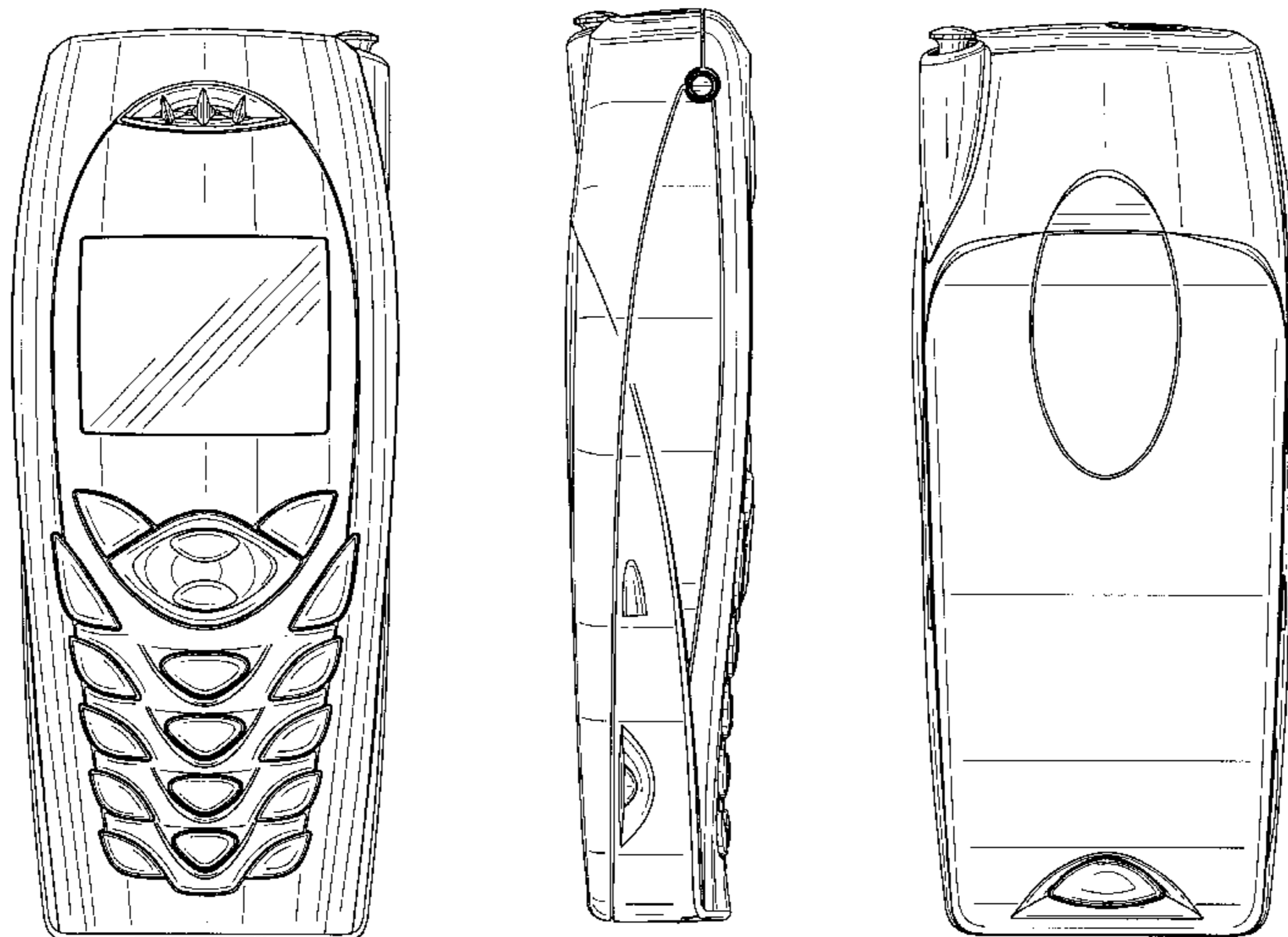
(57) **CLAIM**

The ornamental design for a handset, as shown and described.

**DESCRIPTION**

FIG. 1 is a bottom plan view of a handset showing my new design;  
 FIG. 2 is a right side view thereof;  
 FIG. 3 is a front view thereof;  
 FIG. 4 is a left side view thereof;  
 FIG. 5 is a top plan view thereof;  
 FIG. 6 is a rear view thereof;  
 FIG. 7 is a perspective front view thereof; and,  
 FIG. 8 is a perspective rear view thereof.

**1 Claim, 8 Drawing Sheets**



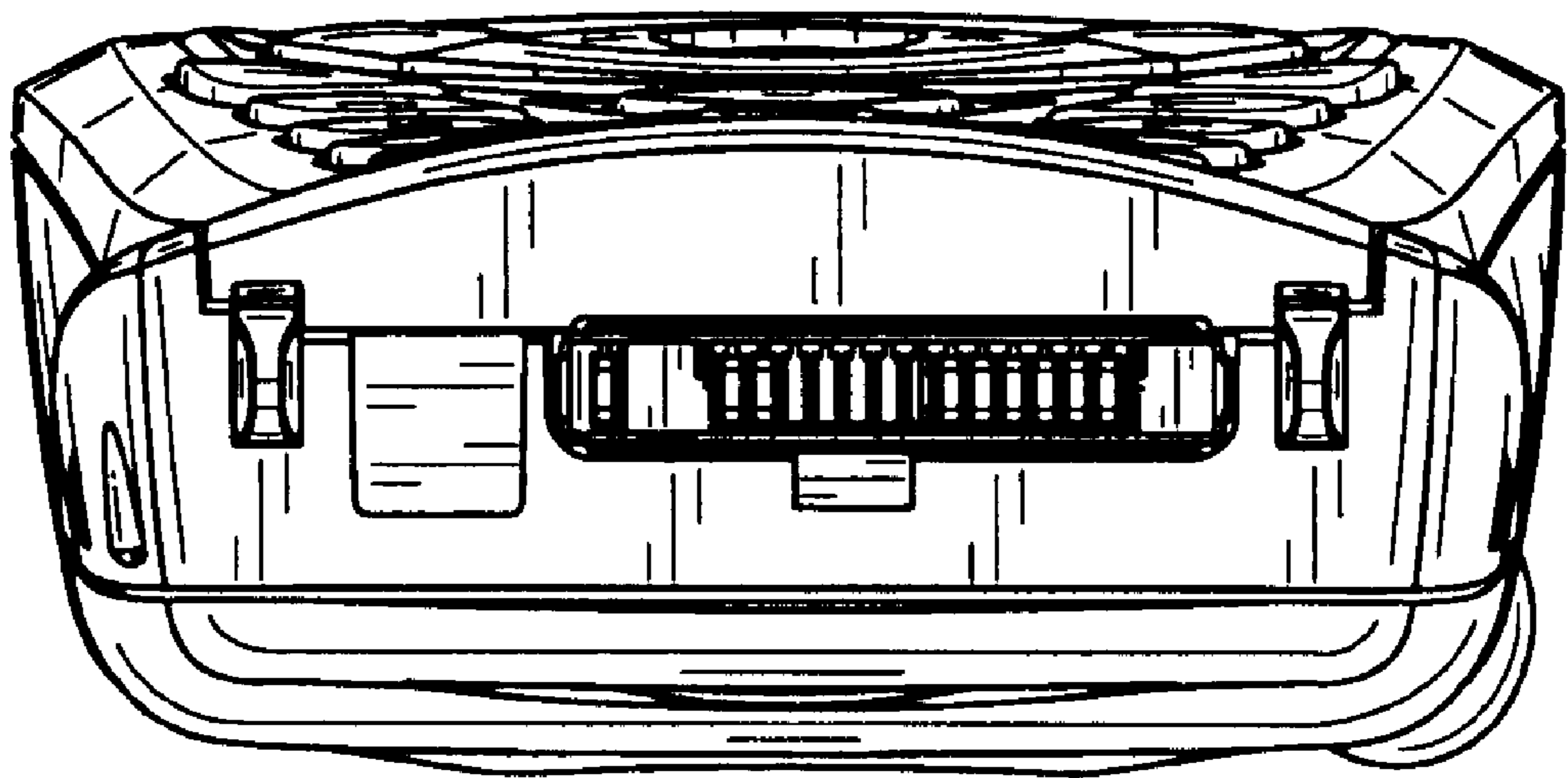


FIG. 1

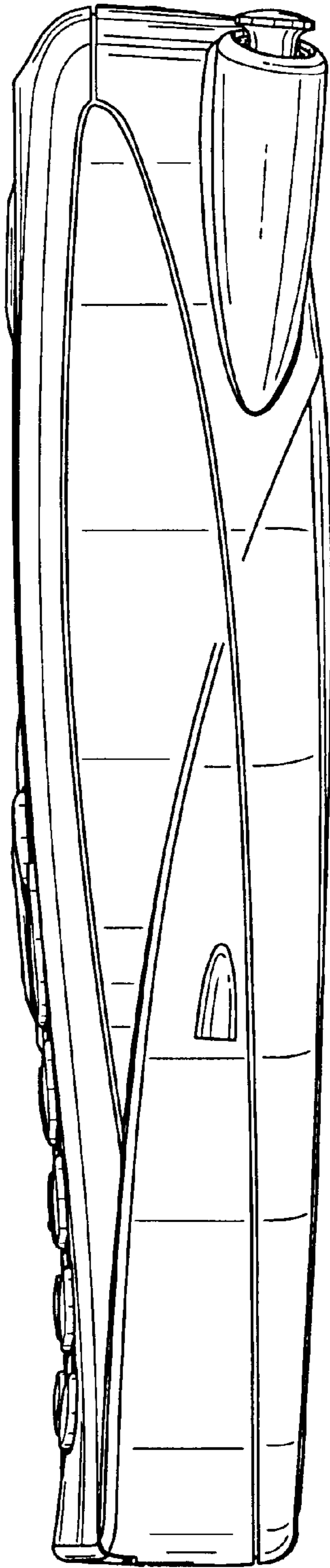


FIG. 2

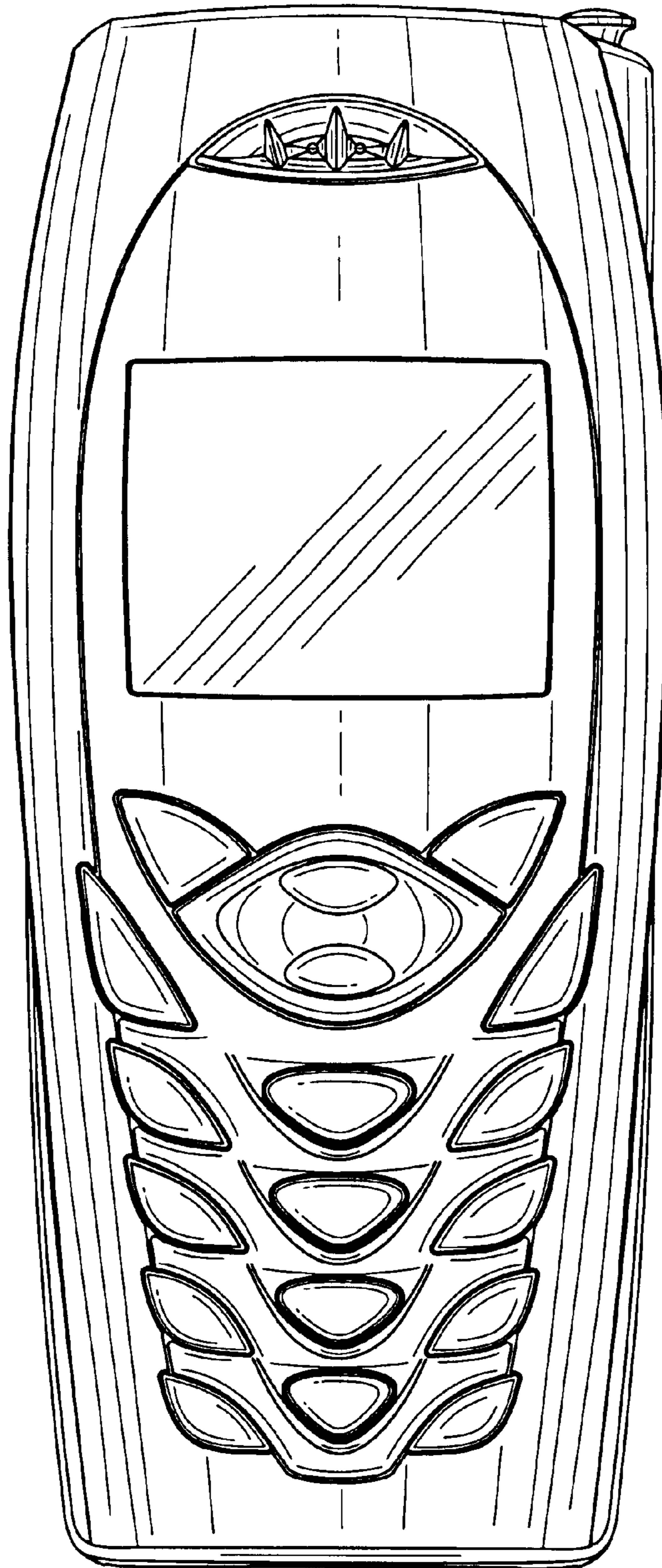


FIG. 3




FIG. 4




FIG. 5

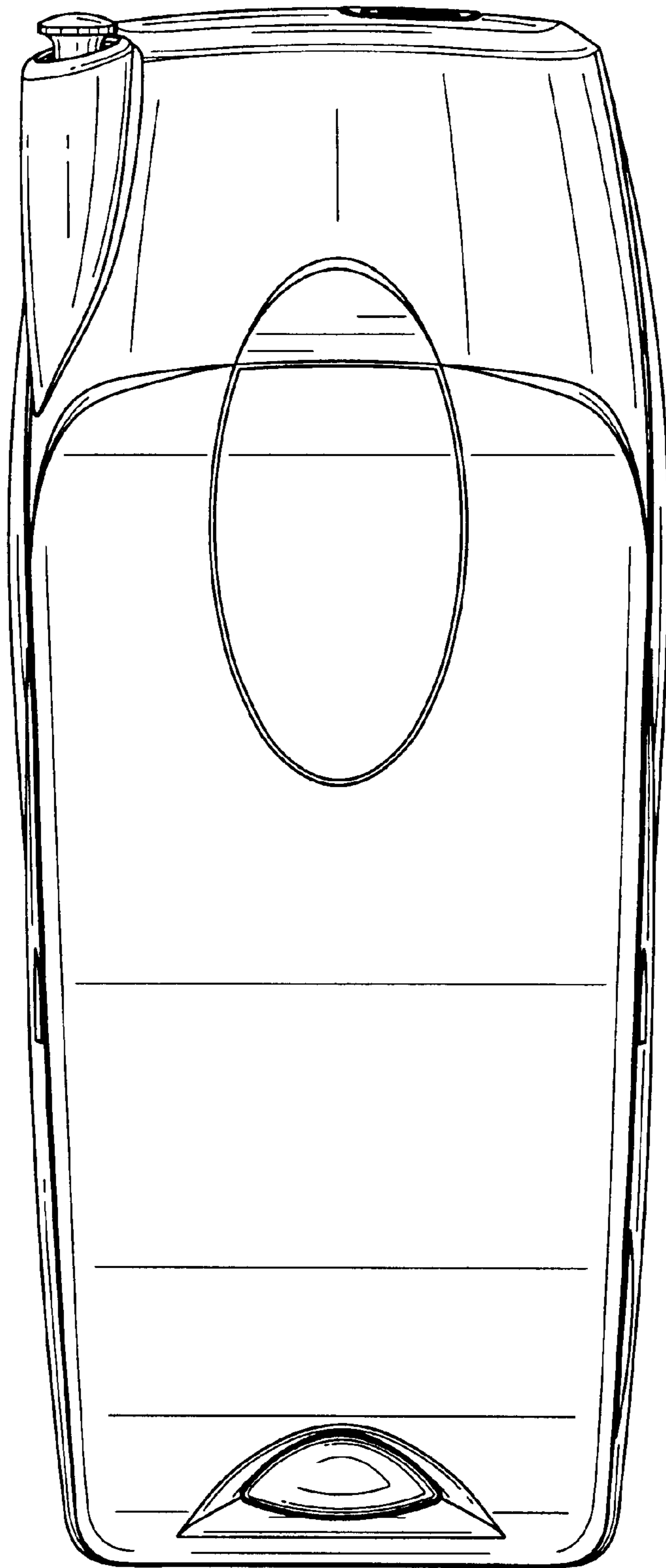


FIG. 6

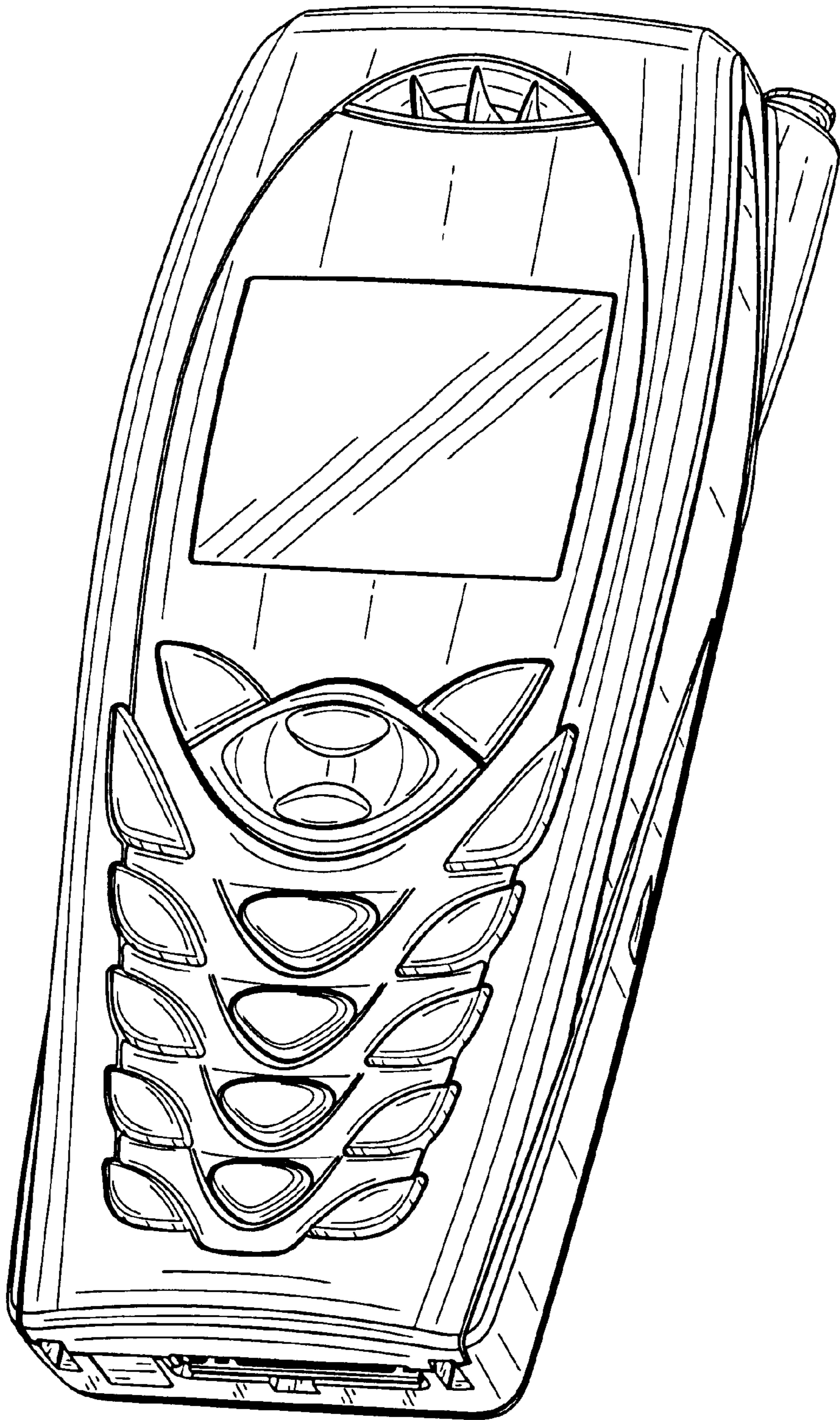


FIG. 7



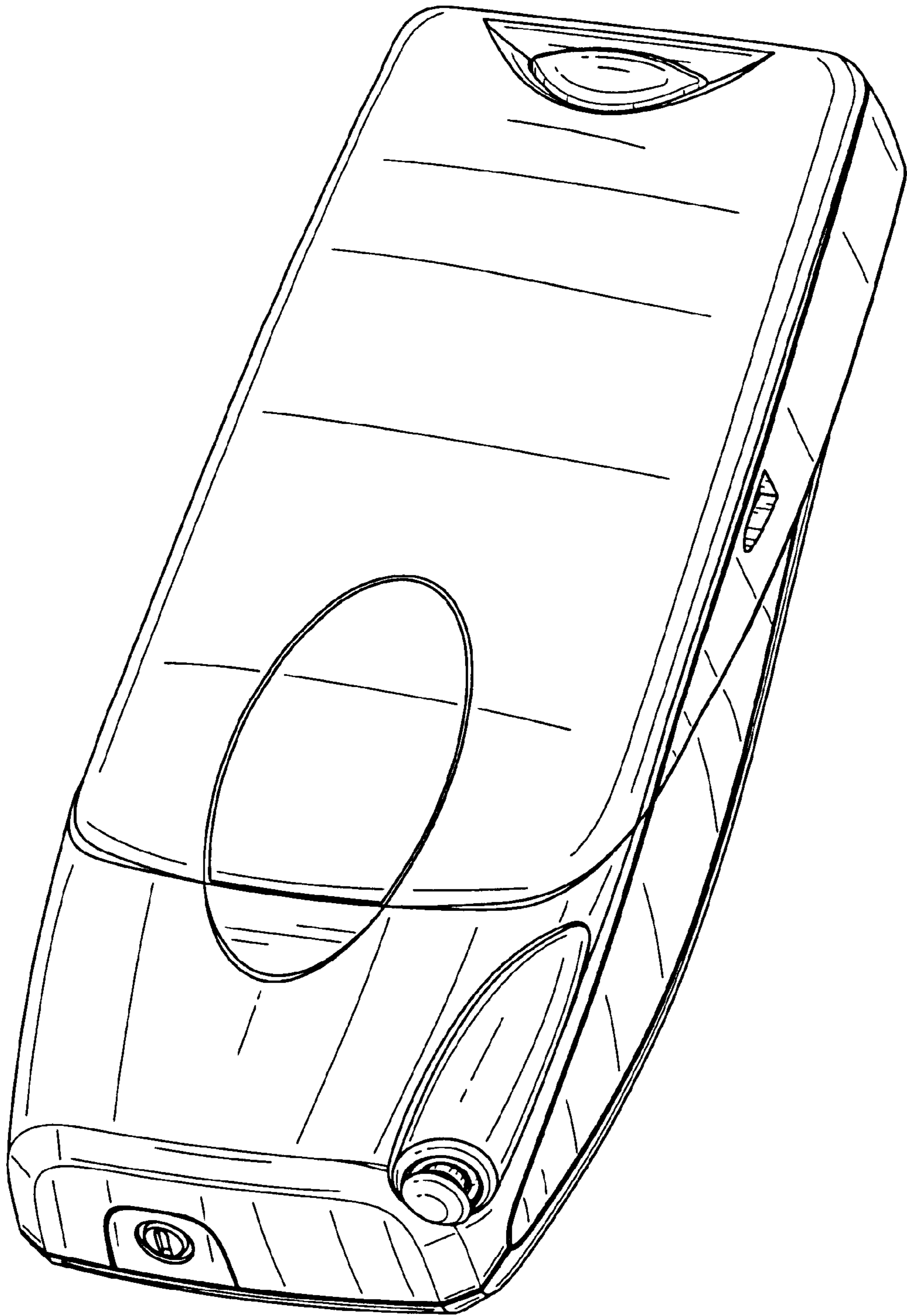


FIG. 8