



US00D484019S

(12) **United States Design Patent**  
**Waltzer**

(10) **Patent No.:** **US D484,019 S**

(45) **Date of Patent:** **\*\* Dec. 23, 2003**

(54) **DUAL SHARPENER**

(75) Inventor: **Jeremy Waltzer**, Foxboro, MA (US)

(73) Assignee: **WKI Holding Company, Inc.**, Reston, VA (US)

(\*\*) Term: **14 Years**

(21) Appl. No.: **29/174,102**

(22) Filed: **Jan. 10, 2003**

(51) **LOC (7) Cl.** ..... **08-05**

(52) **U.S. Cl.** ..... **D8/94; D8/91; D8/93**

(58) **Field of Search** ..... D8/90, 91, 92,  
D8/93, 94; 76/82, 86, 88; 451/552, 555,  
557, 558

(56) **References Cited**

**U.S. PATENT DOCUMENTS**

D241,504 S	*	9/1976	Krusche	.....	D8/93
D274,497 S	*	7/1984	Zabel et al.	.....	D8/93
D315,663 S	*	3/1991	Dolbosco	.....	D8/93
5,046,385 A	*	9/1991	Cozzini et al.	.....	76/89.2
D323,450 S	*	1/1992	Shimizu	.....	D8/93
D331,688 S	*	12/1992	Busse	.....	D8/63
D372,181 S	*	7/1996	Kelley	.....	D8/93
D392,869 S	*	3/1998	Rieser	.....	D8/93

**OTHER PUBLICATIONS**

Literature of Henckels Twinsharp Knife Sharpener, dated Sep. 24, 2002.

Literature on Shinkansen Sharpener, Gray/Black, dated Sep. 24, 2002.

Literature on CHEF's, dated Sep. 25, 2002—Wusthof Trident Brand.

Literature of Twin Sharp Duo Sharpener.

Literature of Chef's Choice Manual Knife Sharpener, dated Sep. 24, 2002.

Literature on Chef's Choice Professional 320 Knife Sharpener and Chef's Choice Professional 12— Knife Sharpener. Literature on Farberware Classic Series Sharpener, dated Sep. 24, 2002.

Literature on Sharpen-It sharpener, dated Sep. 24, 2002—By Meyerco.

Literature on Redi-Edge Sharpeners, dated Sep. 24, 2002.

\* cited by examiner

*Primary Examiner*—Philip S. Hyder

(74) *Attorney, Agent, or Firm*—Seyfarth Shaw LLP

(57) **CLAIM**

The ornamental design for a dual sharpener, as shown and described.

**DESCRIPTION**

FIG. 1 is a side elevational view of one side, the other side being identical, the sharpening rods in phantom not being part of the claimed design;

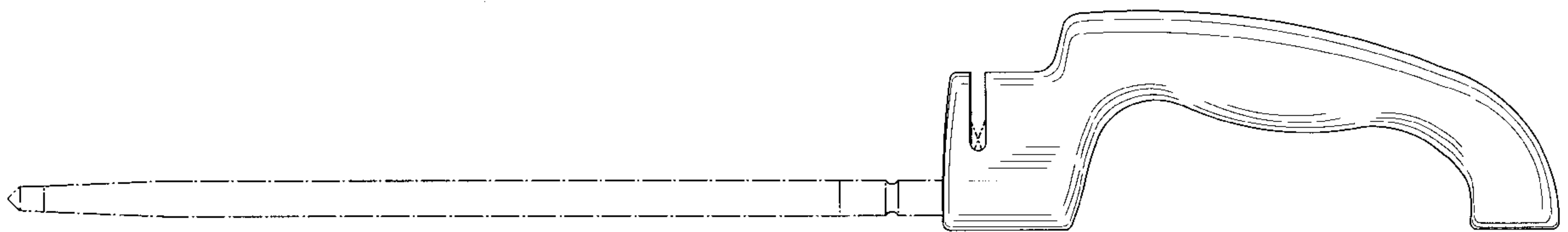
FIG. 2 is a top plan view thereof; the sharpening rods in phantom not being part of the claimed design;

FIG. 3 is a bottom plan view thereof, the sharpening rod in phantom not being part of the claimed design;

FIG. 4 is a front elevational view thereof, the sharpening rod in phantom not being part of the claimed design; and,

FIG. 5 is a rear elevational view thereof.

**1 Claim, 1 Drawing Sheet**



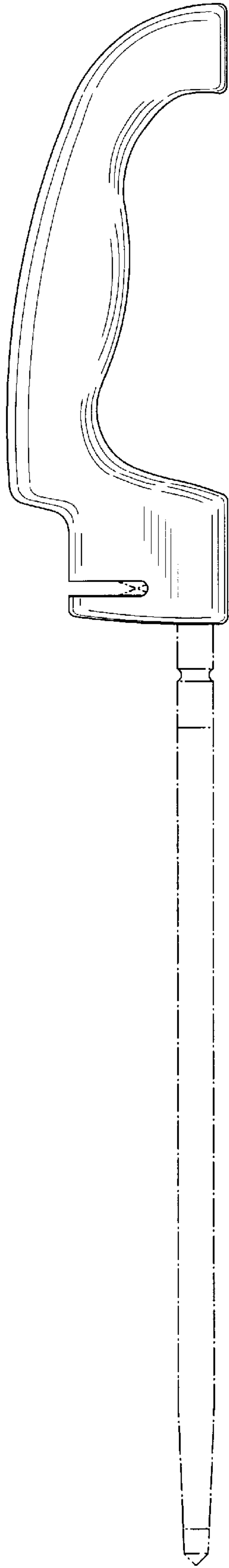


FIG. 1

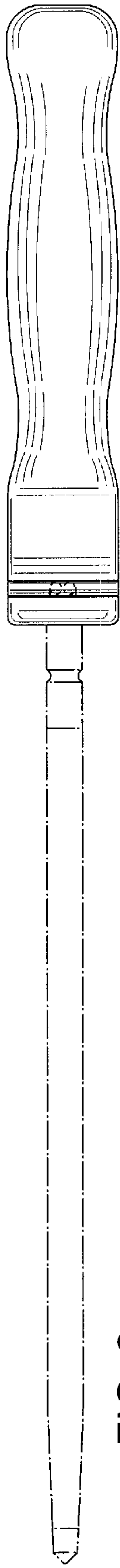


FIG. 2

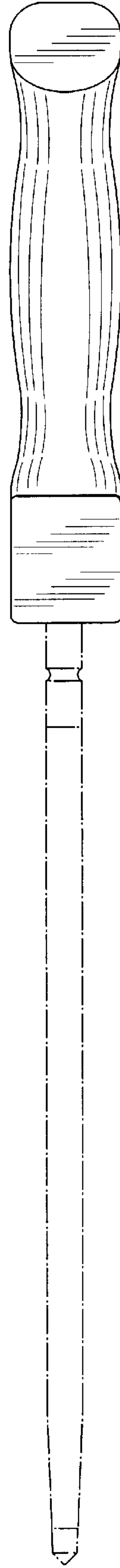


FIG. 3




FIG. 4

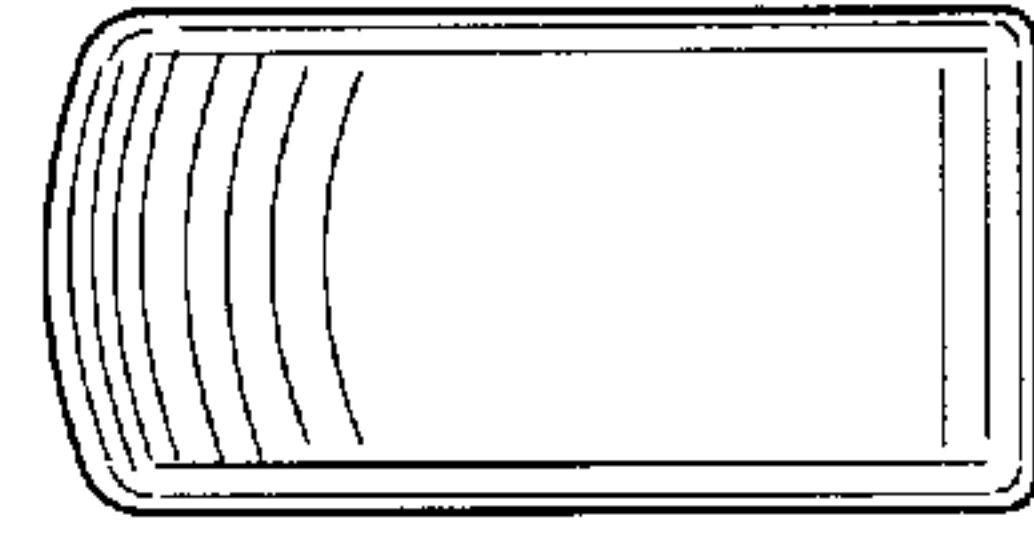


FIG. 5