



US00D484013S

(12) **United States Design Patent**
Alverson, Jr.

(10) **Patent No.:** **US D484,013 S**

(45) **Date of Patent:** **** Dec. 23, 2003**

(54) **LIGHT BULB CHANGING CUP**

(76) **Inventor:** **Samuel H. Alverson, Jr.**, 631
Eastaboga Rd., Talladega, AL (US)
35160

(**) **Term:** **14 Years**

(21) **Appl. No.:** **29/165,701**

(22) **Filed:** **Aug. 16, 2002**

(51) **LOC (7) Cl.** **08-05**

(52) **U.S. Cl.** **D8/14**

(58) **Field of Search** D8/14; 81/53.11;
294/19.3, 100, 99.1

(56) **References Cited**

U.S. PATENT DOCUMENTS

2,234,106 A	5/1941	Limbert	
2,637,587 A	5/1953	Robinson	
3,284,123 A	* 11/1966	Adams	294/15
3,909,055 A	9/1975	Koppel	
4,314,723 A	* 2/1982	Vermillion	81/53.11
4,663,996 A	* 5/1987	Grudgfield et al.	81/53.11

5,103,695 A * 4/1992 Dolle et al. 81/53.11

5,231,733 A 8/1993 Dittman

5,564,852 A 10/1996 Maxwell et al.

5,692,417 A 12/1997 Irpino

* cited by examiner

Primary Examiner—Holly Baymham

(74) *Attorney, Agent, or Firm*—Stephen R. Greiner

(57) **CLAIM**

The ornamental design for a light bulb changing cup, as shown and described.

DESCRIPTION

FIG. 1 is a front elevational view of a light bulb changing cup showing my new design;

FIG. 2 is a rear elevational view thereof;

FIG. 3 is a right side elevational view thereof;


FIG. 4 is a left side elevational view thereof;

FIG. 5 is a top view thereof;

FIG. 6 is a bottom view thereof; and,

FIG. 7 is a cross-sectional view taken along line 7—7 of FIG. 4.

1 Claim, 2 Drawing Sheets






FIG. 1




FIG. 2


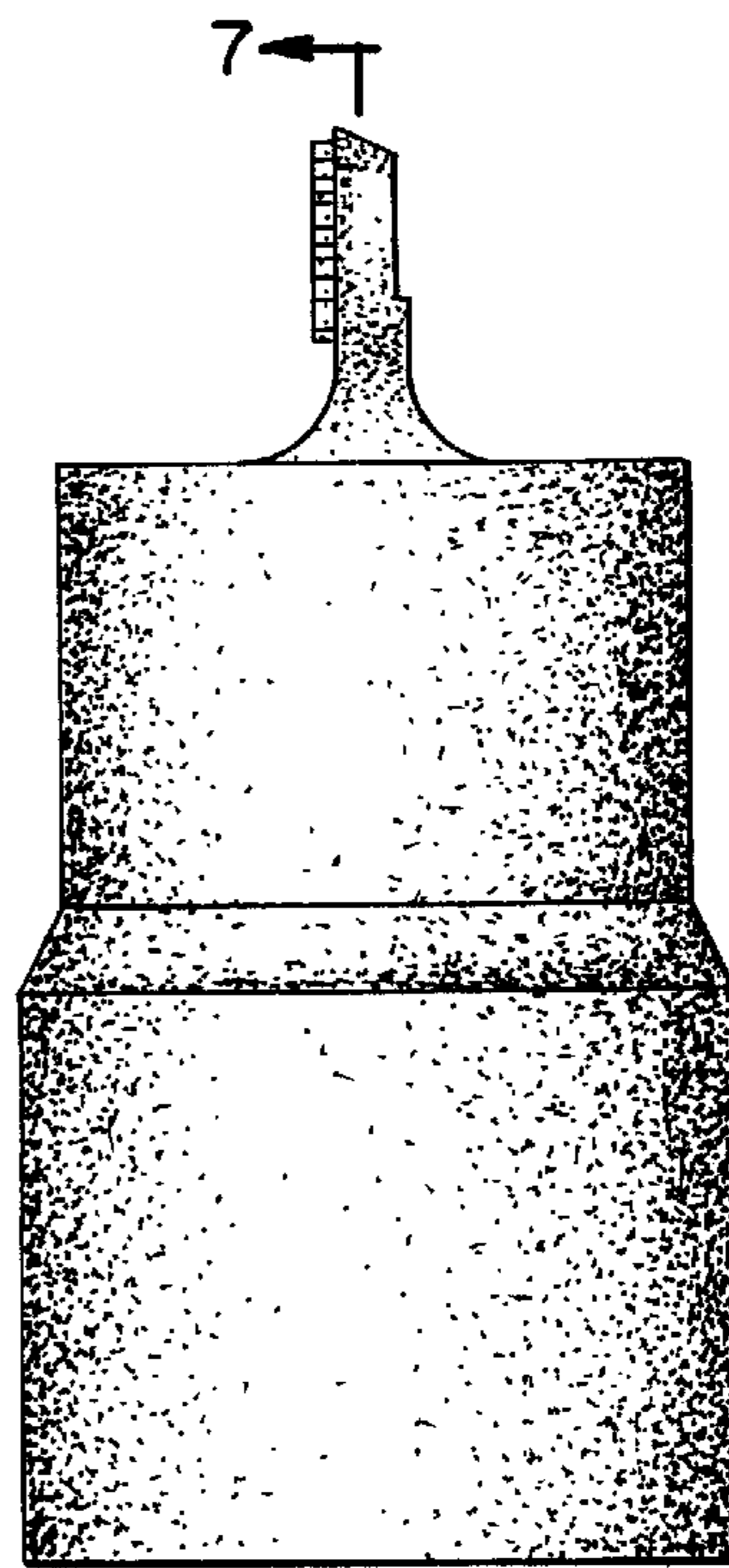


FIG. 3



7-7
FIG. 4

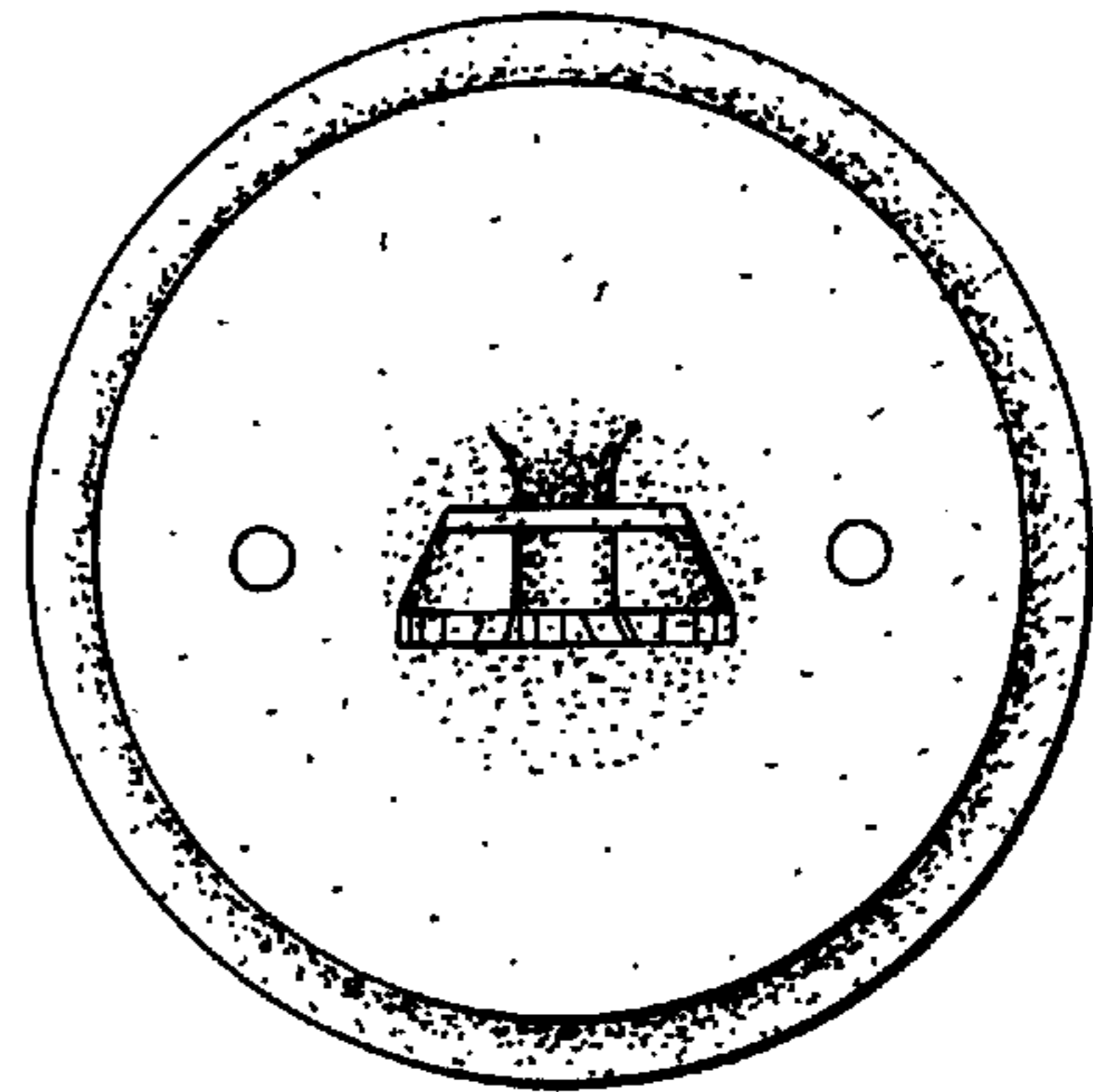


FIG. 5

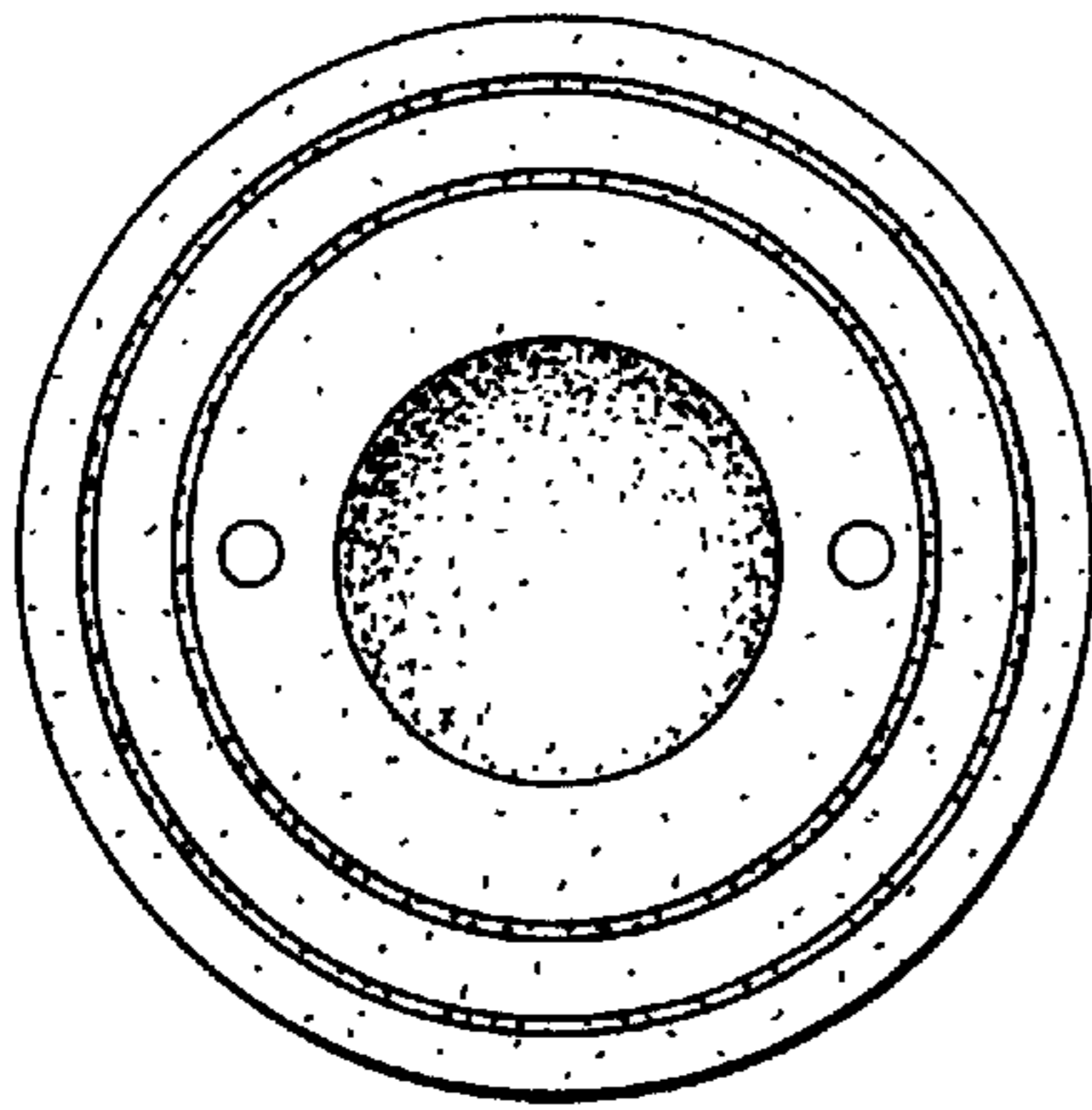


FIG. 6




FIG. 7