



US00D484008S

(12) **United States Design Patent**
Goodman et al.

(10) **Patent No.:** **US D484,008 S**

(45) **Date of Patent:** **** Dec. 23, 2003**

(54) **NAPKIN HOLDER**

D316,193 S * 4/1991 Kee D6/462 X
D405,322 S * 2/1999 Goodman et al. D7/631

(75) Inventors: **Sheldon H. Goodman**, 30905 Stratford,
Solon, OH (US) 44139; **Brian**
Stelmarski, Mayfield Hts., OH (US)

* cited by examiner

(73) Assignee: **Sheldon H. Goodman**, Solon, OH (US)

Primary Examiner—Terry A. Wallace

(74) *Attorney, Agent, or Firm*—Pearne & Gordon LLP

(**) Term: **14 Years**

(57) **CLAIM**

(21) Appl. No.: **29/158,173**

The ornamental design for a napkin holder, as shown and described.

(22) Filed: **Apr. 1, 2002**

DESCRIPTION

(51) **LOC (7) Cl.** **07-06**

(52) **U.S. Cl.** **D7/631**

(58) **Field of Search** D7/631, 632; D6/462,
D6/566, 567; D99/25; 211/41.1, 41.2, 49.1,
45, 50, 181.1; D19/65, 75, 78, 86, 90, 91


FIG. 1 is a front, side and top perspective view of a napkin holder showing our new design;
FIG. 2 is a top plan view thereof;
FIG. 3 is a bottom plan view thereof;
FIG. 4 is a front elevational view thereof, the rear elevational view being identical; and,
FIG. 5 is a side elevational view thereof.

(56) **References Cited**

U.S. PATENT DOCUMENTS

D314,098 S * 1/1991 Kee D6/462

1 Claim, 2 Drawing Sheets






Fig. 1

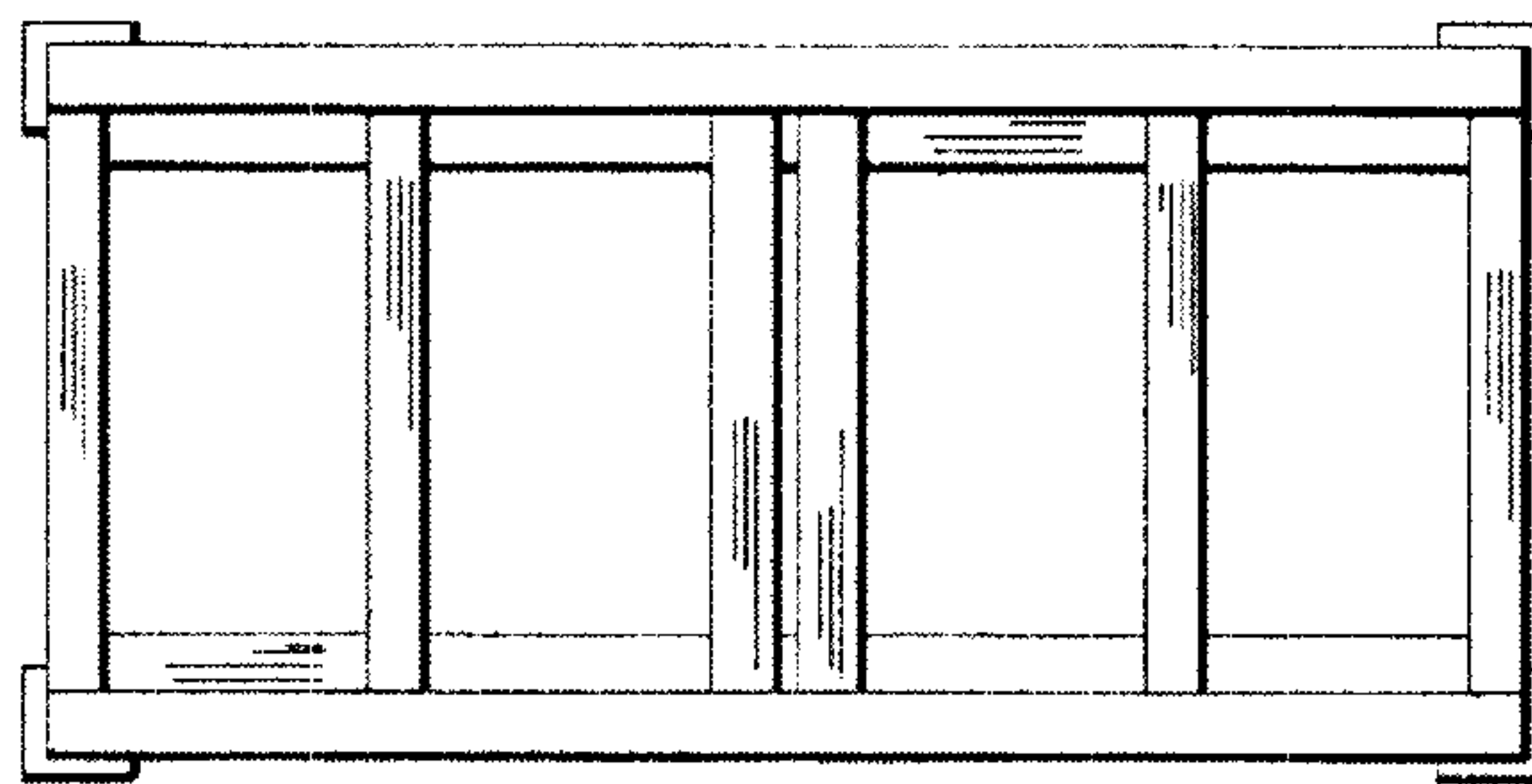


Fig. 2

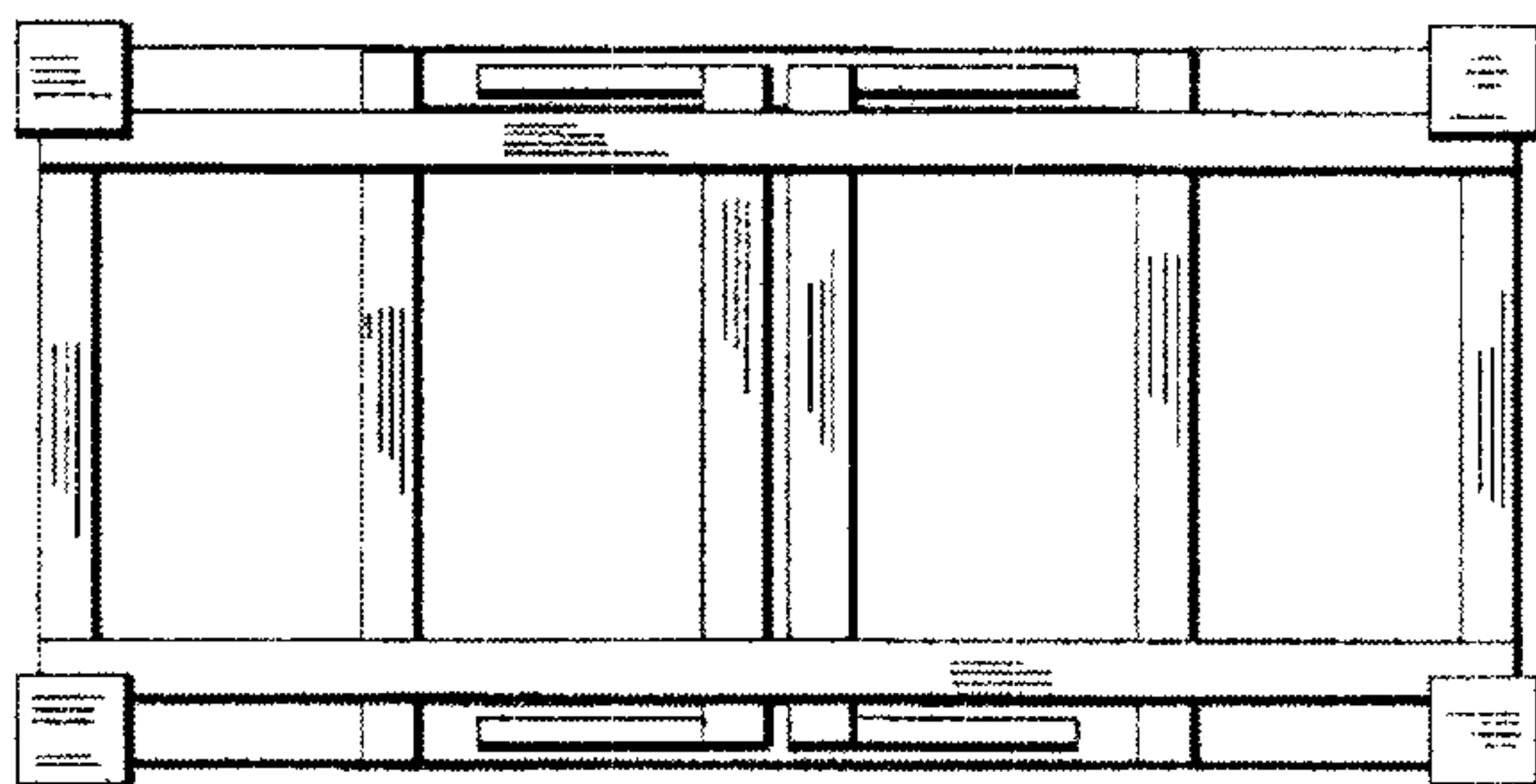


Fig. 3

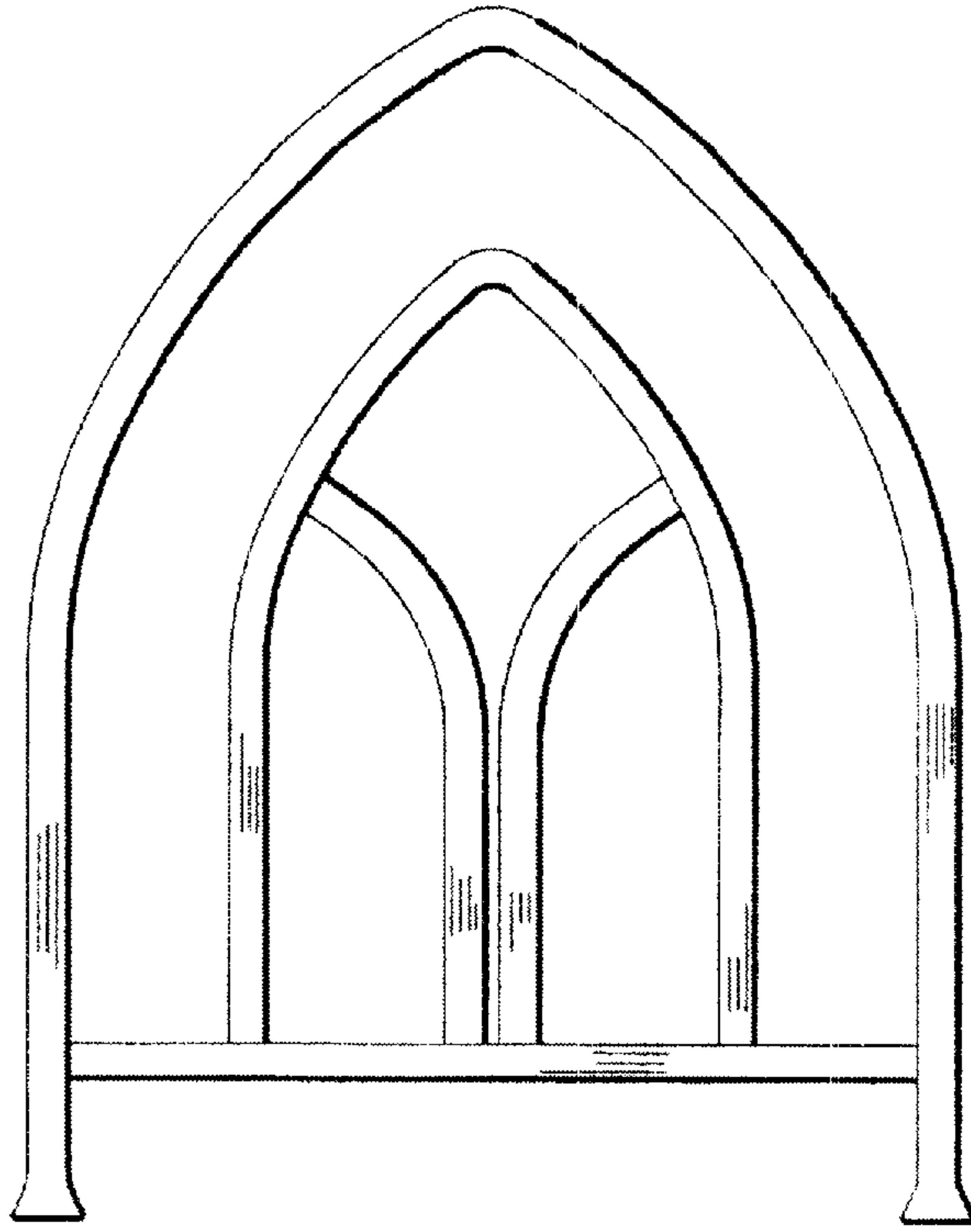


Fig. 4




Fig. 5