



US00D484003S

(12) **United States Design Patent**
Bozych

(10) **Patent No.:** **US D484,003 S**

(45) **Date of Patent:** **** Dec. 23, 2003**

(54) **COOLER STAND ASSEMBLY**

(76) Inventor: **Bart J. Bozych**, 55 W. Elm St., Coal
City, IL (US) 60416

(**) Term: **14 Years**

(21) Appl. No.: **29/165,585**

(22) Filed: **Aug. 14, 2002**

(51) **LOC (7) Cl.** **07-01**

(52) **U.S. Cl.** **D7/605; D7/388; D7/397;**
D7/409

(58) **Field of Search** **D7/300, 305-308,**
D7/388, 601, 605-608, 387, 397, 409;
62/457.1, 457.7; 280/30, 47.371; 126/1 R-30,
333; 211/134, 153, 181.1

(56) **References Cited**

U.S. PATENT DOCUMENTS

2,155,284 A * 4/1939 Steenstrup 62/457.1

2,216,457 A * 10/1940 Salisbury 99/443 R
D268,163 S * 3/1983 Hansen D7/409
5,306,029 A * 4/1994 Kaiser, II 280/30
5,480,170 A * 1/1996 Kaiser, II 280/30
D425,754 S * 5/2000 Matteson et al. D7/409
6,386,557 B1 * 5/2002 Weldon 280/30

* cited by examiner

Primary Examiner—Caron D. Veynar

(57) **CLAIM**

The ornamental design for a cooler stand assembly, as shown and described.

DESCRIPTION


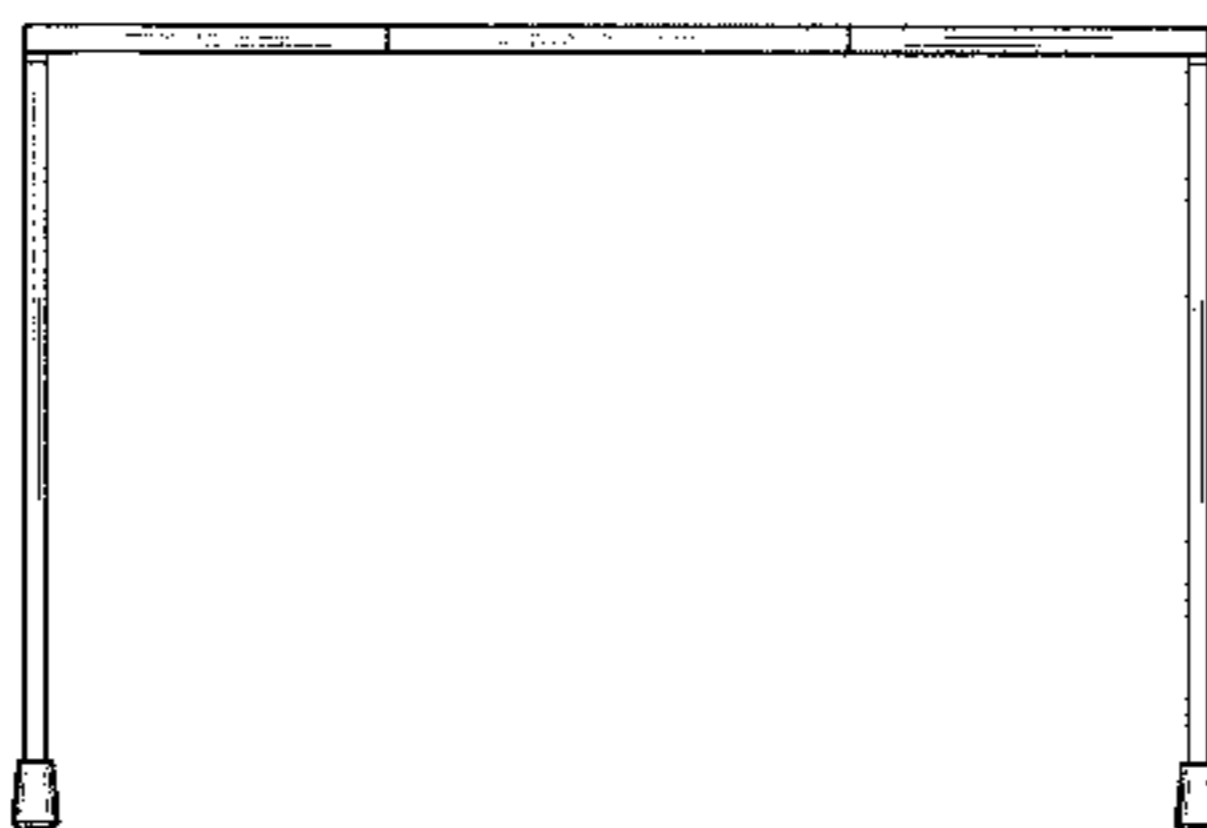

FIG. 1 is a front elevation view of a cooler stand assembly showing my new design.

FIG. 2 is a side elevation view of the cooler stand assembly.

FIG. 3 is a top plan view of the cooler stand assembly; and,

FIG. 4 is a bottom plan view of the cooler stand assembly.

1 Claim, 4 Drawing Sheets






FIG. 1



FIG. 2




FIG. 3




FIG. 4