



US00D484002S

(12) **United States Design Patent**  
**Carlson**

(10) **Patent No.:** **US D484,002 S**

(45) **Date of Patent:** **\*\* Dec. 23, 2003**

(54) **SQUARE SAUCER**

(75) **Inventor:** **Arthur Richard Carlson**, Hawthorn East (AU)

(73) **Assignee:** **The Decor Corporation Pty. Ltd.**, Victoria (AU)

(\*\*) **Term:** **14 Years**

(21) **Appl. No.:** **29/172,237**

(22) **Filed:** **Dec. 9, 2002**

(51) **LOC (7) Cl.** ..... **07-01**

(52) **U.S. Cl.** ..... **D7/584**

(58) **Field of Search** ..... D7/584, 553.6, D7/586, 587, 550.1, 553.1, 555, 545-549; 220/584, 574, 574.3, 576

(56) **References Cited**

**U.S. PATENT DOCUMENTS**

D226,721 S \* 4/1973 Dolby ..... D7/584  
D227,137 S \* 6/1973 Dolby ..... D7/584

D251,169 S \* 2/1979 Ono ..... D7/584  
D261,715 S \* 11/1981 Daenem ..... D7/584  
D289,717 S \* 5/1987 Ritman ..... D7/584  
D291,757 S \* 9/1987 Ritman ..... D7/584

\* cited by examiner

*Primary Examiner*—Charles A. Rademaker

(74) *Attorney, Agent, or Firm*—Milde & Hoffberg, LLP

(57) **CLAIM**

The ornamental design for a square saucer, as shown and described.

**DESCRIPTION**


FIG. 1 is a perspective view showing the top of the square saucer according to my design.

FIG. 2 is a perspective view showing the bottom of the square saucer of FIG. 1.

FIG. 3 is a side elevational view of the square saucer of FIG. 1.

FIG. 4 is a top view of the square saucer of FIG. 1; and, FIG. 5 is a bottom view of the square saucer FIG. 1.

**1 Claim, 4 Drawing Sheets**



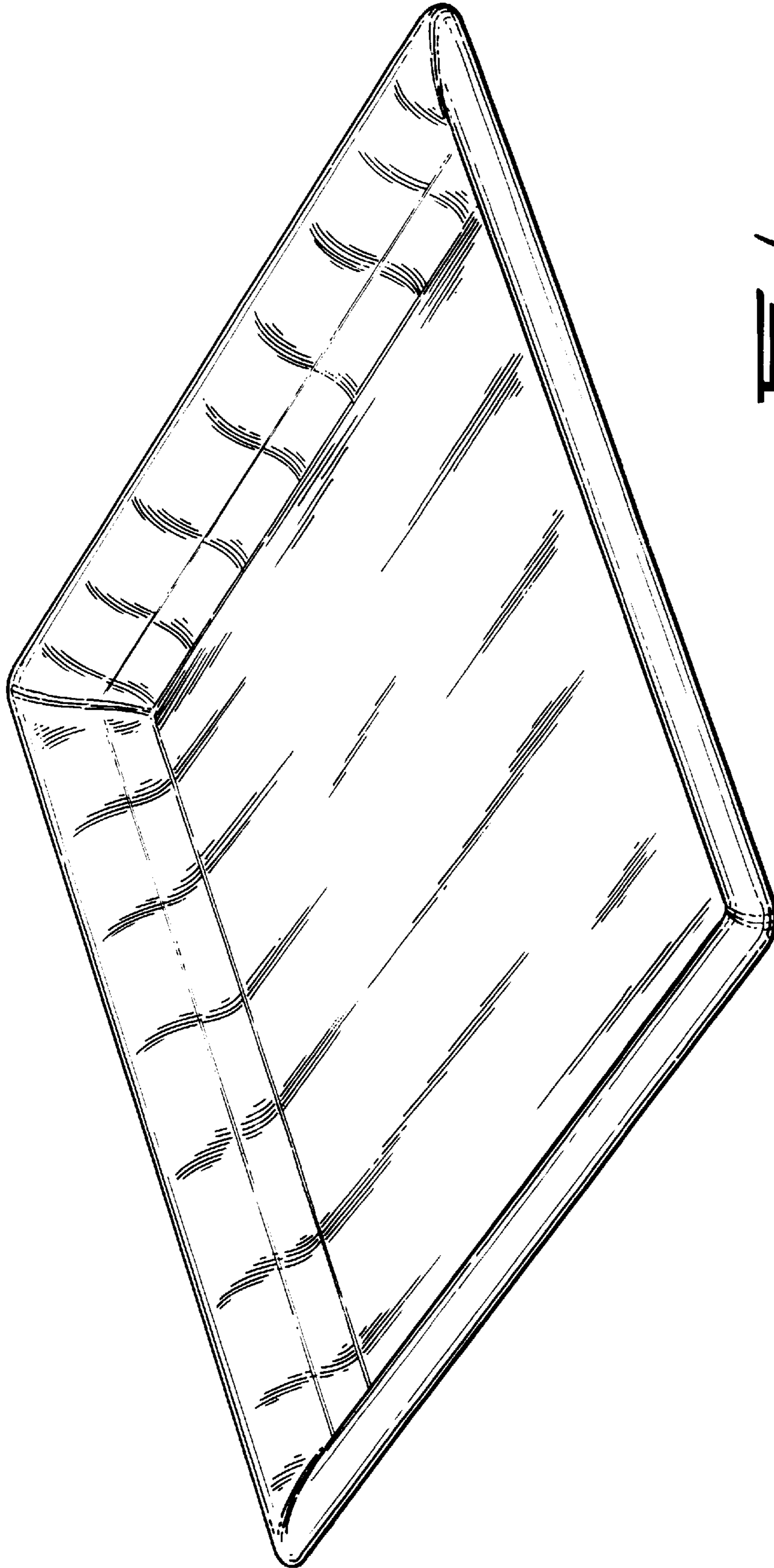


FIG. 1.

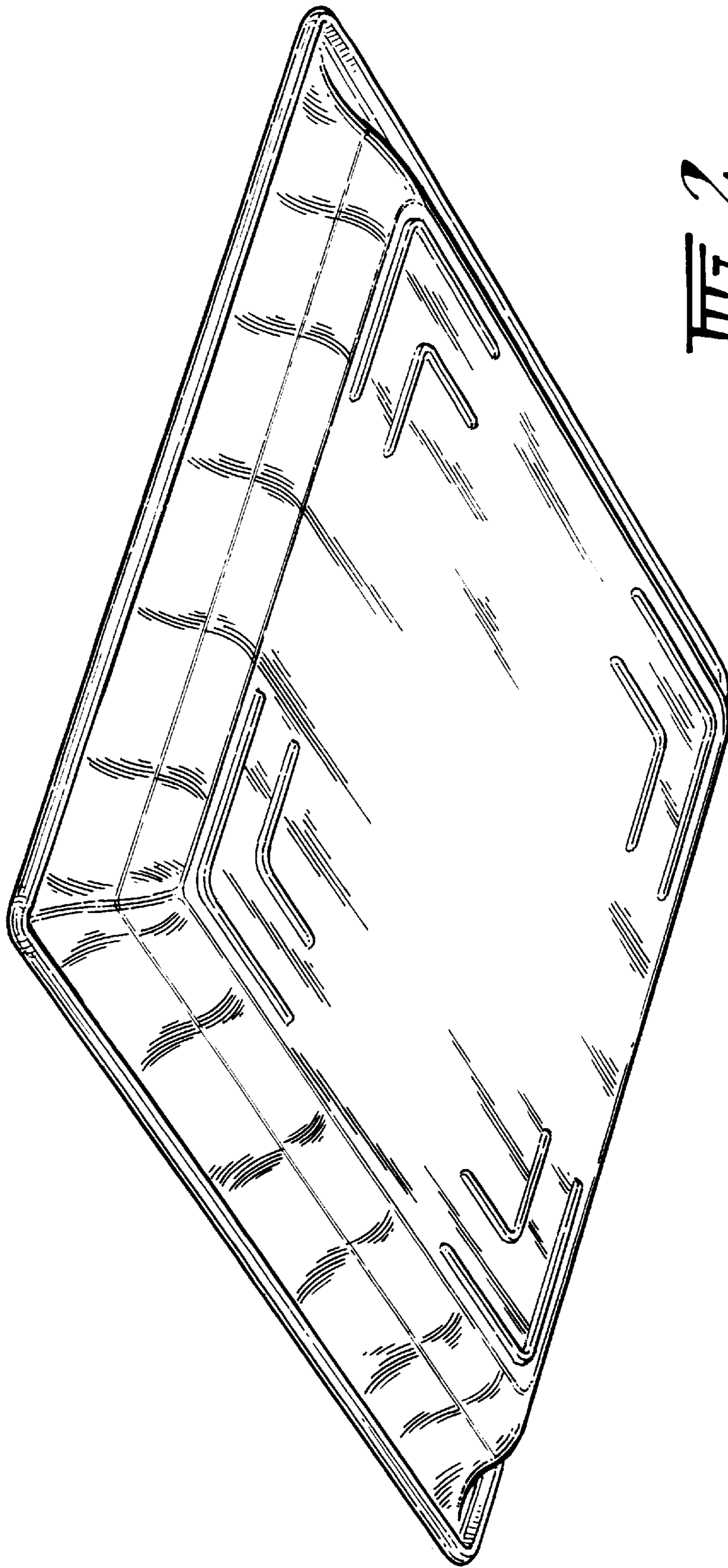

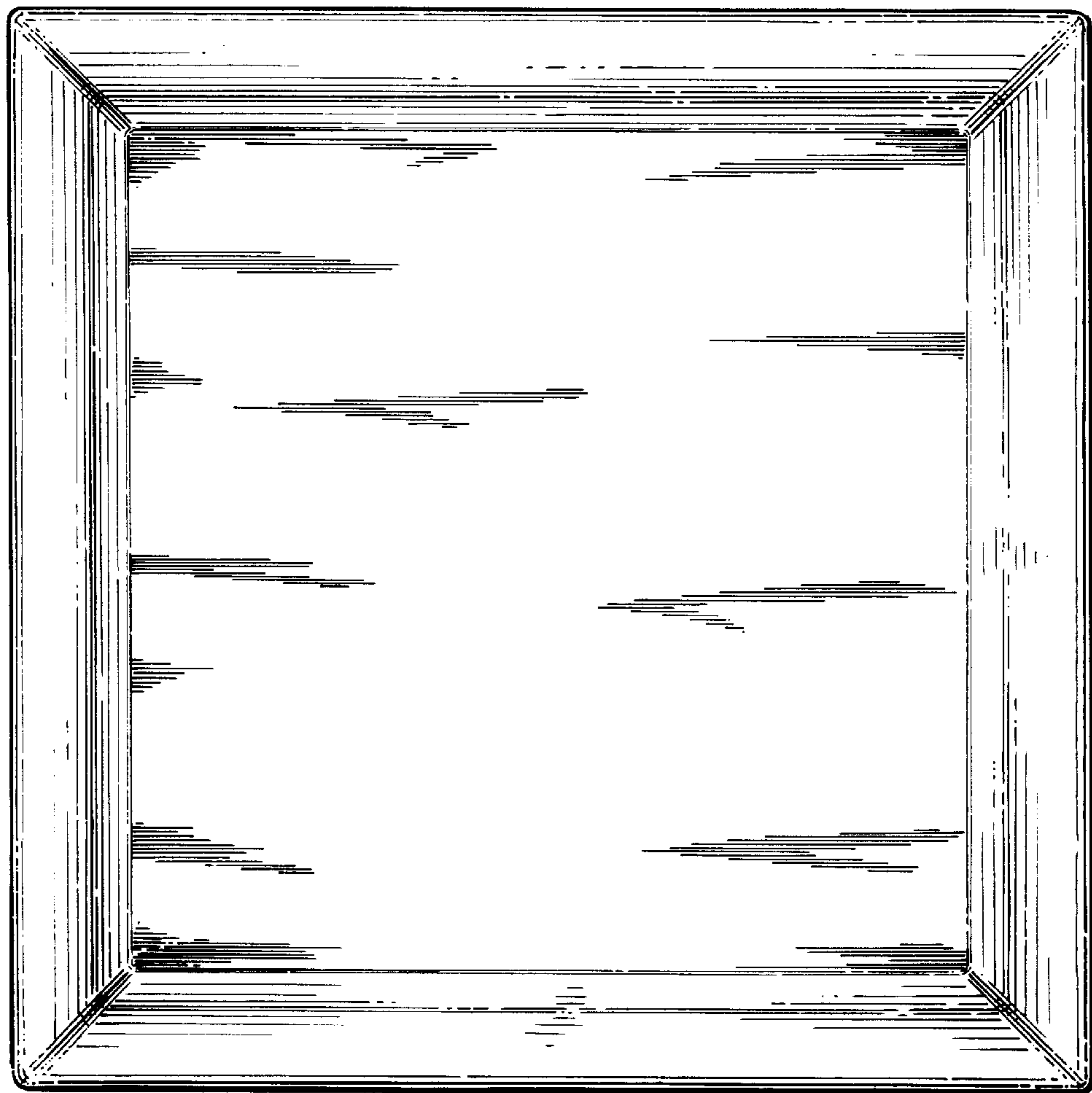


FIG. 2.






*FIG. 3.*



*FIG. 4.*



*FIG. 5.*