



US00D484001S

(12) **United States Design Patent**  
**Levien**

(10) **Patent No.:** **US D484,001 S**

(45) **Date of Patent:** **\*\* Dec. 23, 2003**

(54) **ROUND TRAY**

(75) Inventor: **Robin Levien**, London (GB)

(73) Assignee: **Fratelli Guzzini S.p.A.**, Recanati -  
Macerata (IT)

(\*\*) Term: **14 Years**

(21) Appl. No.: **29/172,294**

(22) Filed: **Dec. 10, 2002**

(65) **Prior Publication Data**

(65)

(30) **Foreign Application Priority Data**

Jun. 14, 2002 (IT) ..... MI200200412

(51) **LOC (7) Cl.** ..... **07-01**

(52) **U.S. Cl.** ..... **D7/554.2**

(58) **Field of Search** ..... D7/554.1, 554.2,  
D7/554.4, 550, 555, 550.1, 553.6; 206/507;  
220/574, 771

(56) **References Cited**

**U.S. PATENT DOCUMENTS**

D226,393 S \* 2/1973 Greenstein ..... D7/554.2

D370,598 S \* 6/1996 Koch ..... D7/543  
D408,686 S \* 4/1999 Lillelund et al. .... D7/554.2  
D429,446 S \* 8/2000 Toussant et al. .... D7/545  
D431,161 S \* 9/2000 Kaposi et al. .... D7/586  
D433,878 S \* 11/2000 Joergensen ..... D7/552.1  
D466,762 S \* 12/2002 Cote et al. .... D7/545

\* cited by examiner

*Primary Examiner*—Charles A. Rademaker

(74) *Attorney, Agent, or Firm*—Hedman & Costigan, P.C

(57) **CLAIM**

The ornamental design for a round tray, as shown and described.

**DESCRIPTION**

FIG. 1 is a perspective view of a round tray, showing my new design;

FIG. 2 is a front view thereof;

FIG. 3 is a side view thereof;

FIG. 4 is a top view thereof; and,

FIG. 5 is a bottom view thereof.

**1 Claim, 4 Drawing Sheets**

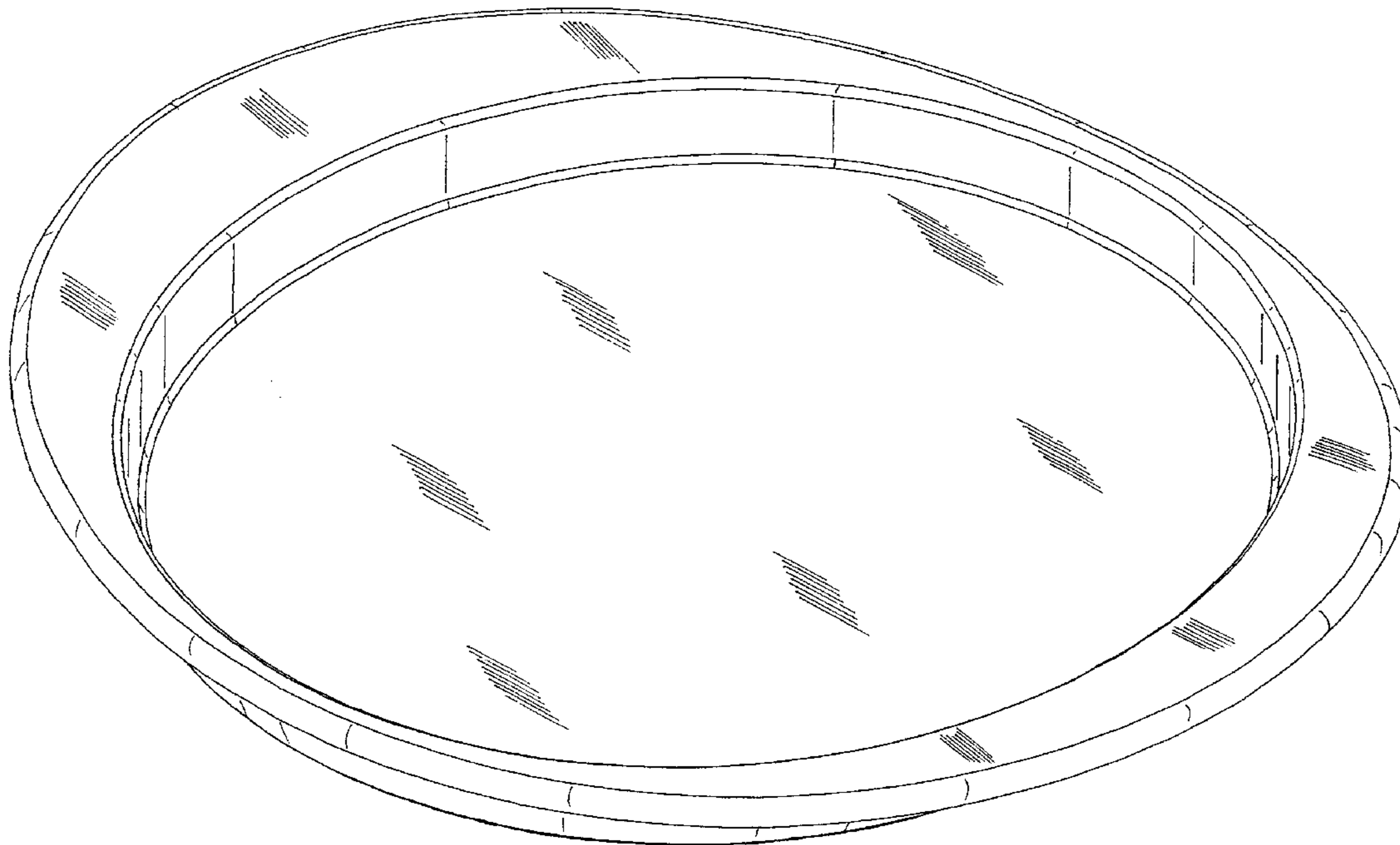


Fig. 1

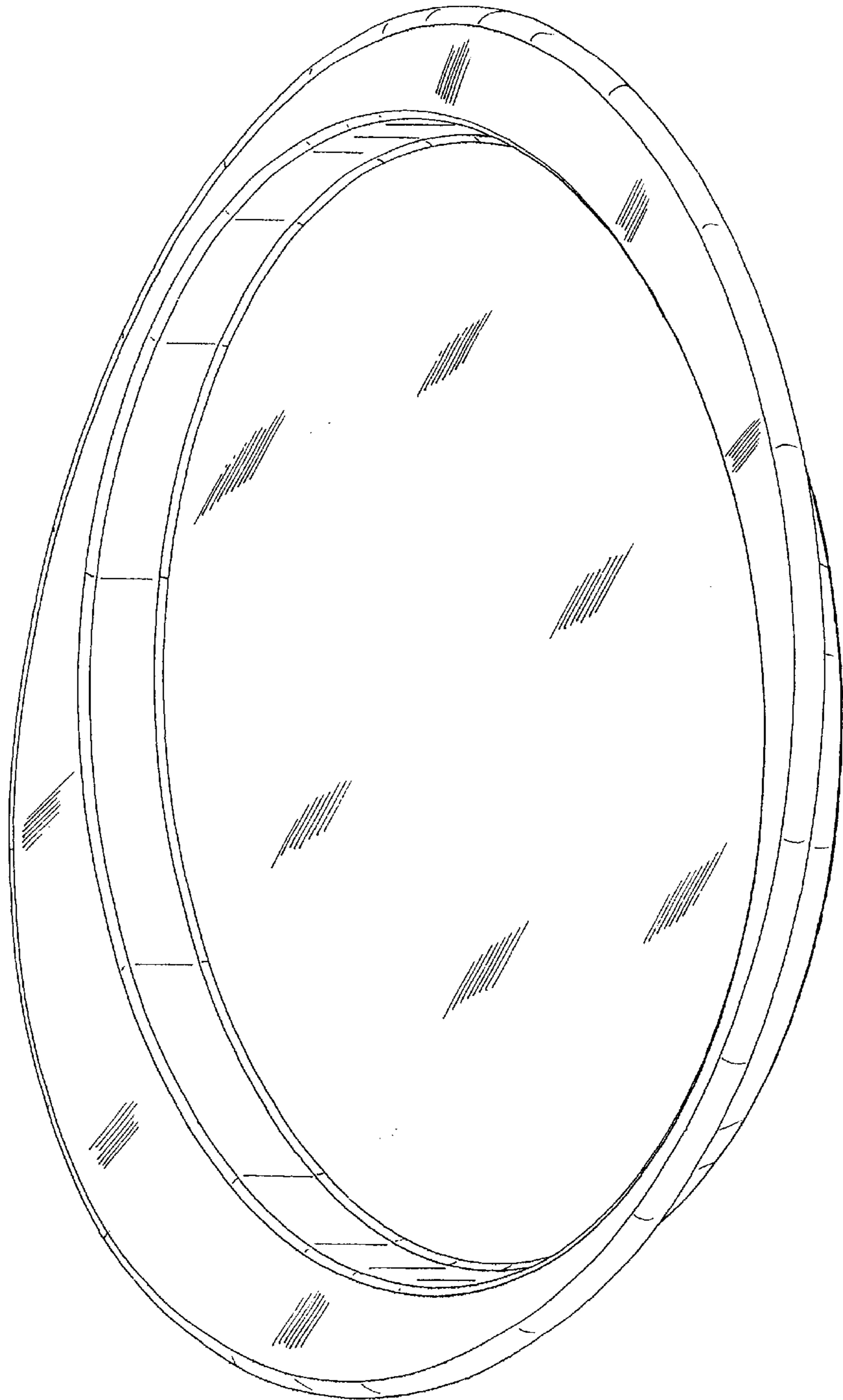


Fig. 2

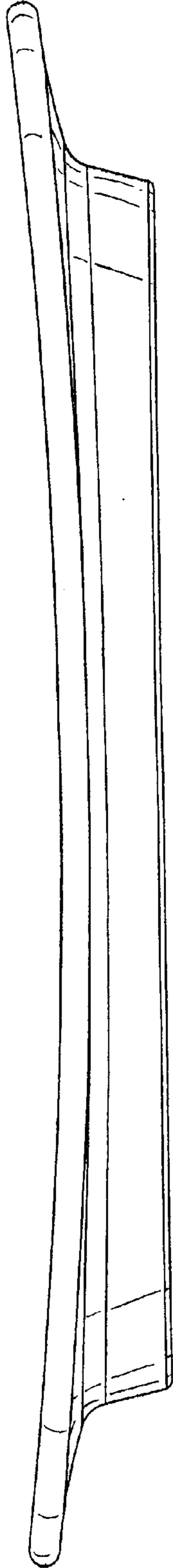


Fig. 3

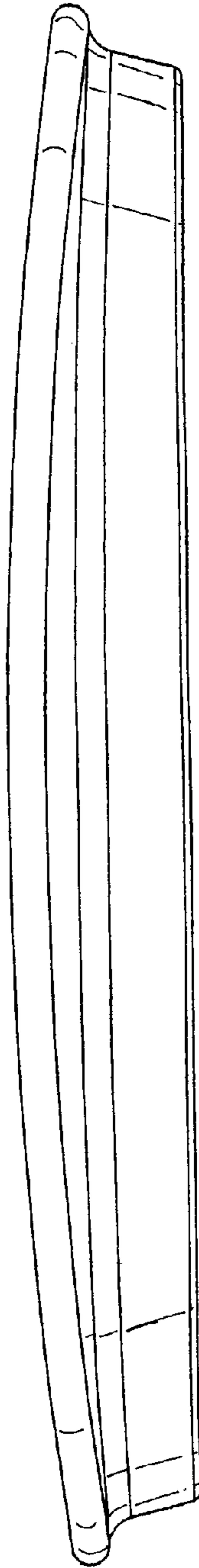


Fig. 4




Fig. 5

