



US00D483991S

(12) **United States Design Patent**
Poupel

(10) **Patent No.:** **US D483,991 S**

(45) **Date of Patent:** **** Dec. 23, 2003**

(54) **FLATWARE**

(75) Inventor: **Lucas Poupel**, Puy-de-Dome (FR)

(73) Assignee: **Couzon, SA**, Puy-de Dome (FR)

(**) Term: **14 Years**

(21) Appl. No.: **29/164,484**

(22) Filed: **Jul. 24, 2002**

(51) **LOC (7) Cl.** **07-03**

(52) **U.S. Cl.** **D7/401.2**

(58) **Field of Search** D7/642-664, 401.2;
30/147-150, 322, 324, 329, 340, 342-345

(56) **References Cited**

U.S. PATENT DOCUMENTS

D182,827 S	*	5/1958	Latham	D7/652
D202,892 S	*	11/1965	Centa	D7/649
D266,139 S	*	9/1982	Cyren	D7/653
D461,104 S	*	8/2002	Hasegawa	D7/649
D470,021 S	*	2/2003	Jalet	D7/649

* cited by examiner

Primary Examiner—Caron D. Veynar

(74) *Attorney, Agent, or Firm*—Abelman, Frayne & Schwab

(57) **CLAIM**

The ornamental design for flatware, as shown and described.

DESCRIPTION

FIG. 1 shows a front elevation view of flatware showing my

new design, used on a knife, the end shown in phantom with broken lines.

FIG. 2 shows a bottom plan view thereof.

FIG. 3 shows a side elevation view thereof.

FIG. 4 shows a cross-section view of FIG. 1 taken along lines 4—4.

FIG. 5 shows a cross-section view of FIG. 1 taken along lines 5—5.

FIG. 6 shows a cross section view of FIG. 1 taken along lines 6—6.

FIG. 7 shows a front elevation view of flatware showing my new design, used on a fork, the end shown in phantom with broken lines.

FIG. 8 shows a bottom plan view thereof.

FIG. 9 shows a side elevation view thereof.

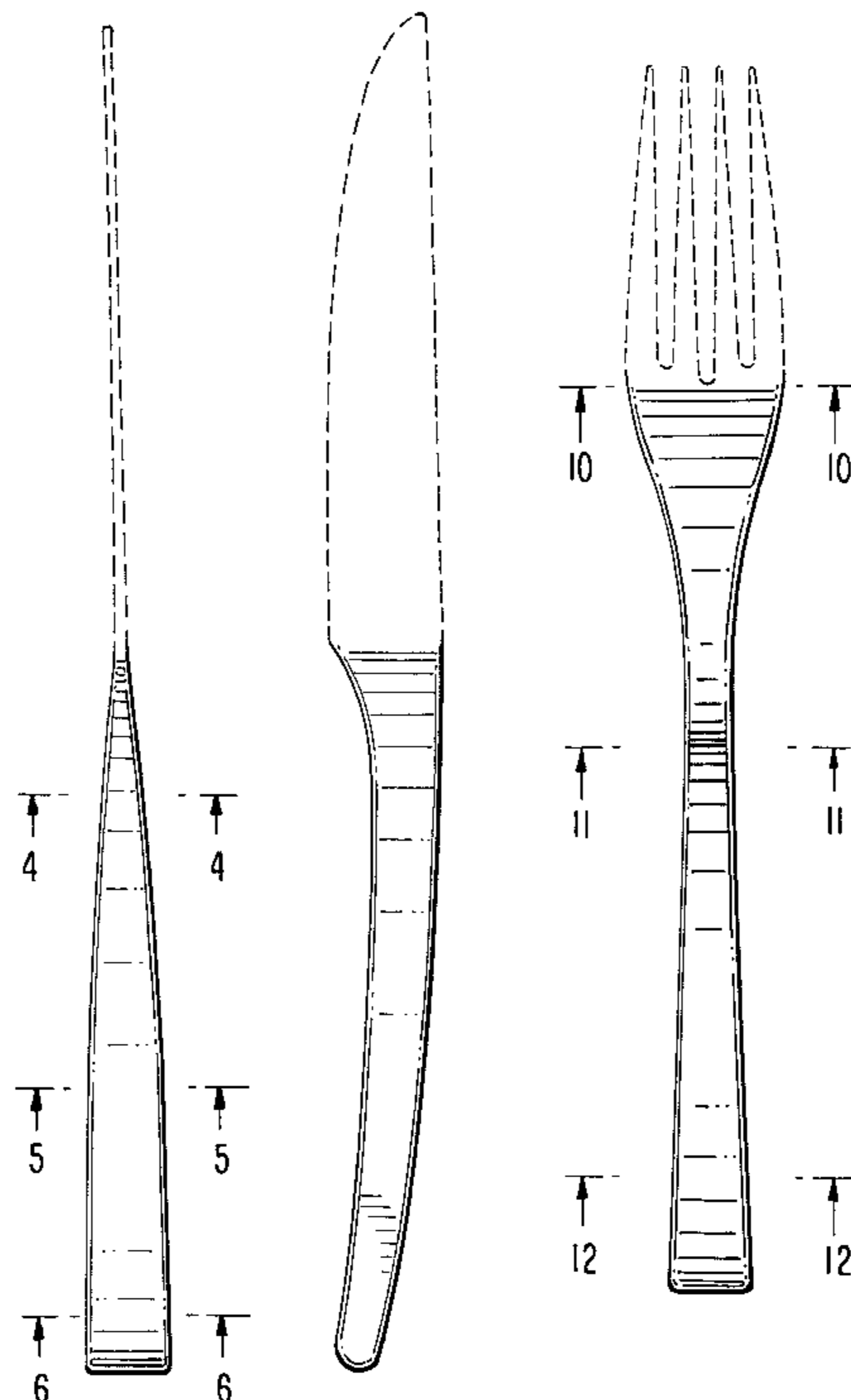
FIG. 10 shows a cross-section view of FIG. 7 taken along lines 10—10.

FIG. 11 shows a cross-section view FIG. 7 taken along lines 11—11; and,

FIG. 12 shows a cross-section view of FIG. 7 taken along lines 12—12.

The broken lines in the figures are for illustrative purposes only and are not part of the claimed design.

1 Claim, 4 Drawing Sheets



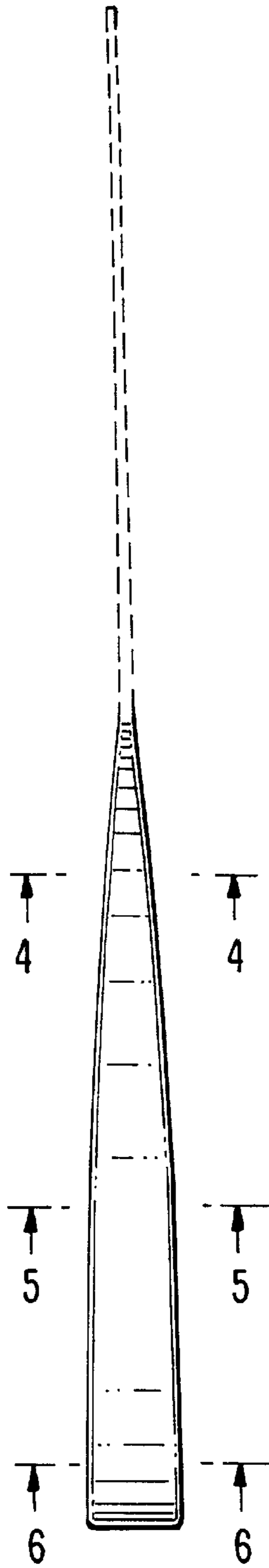


FIG. 1

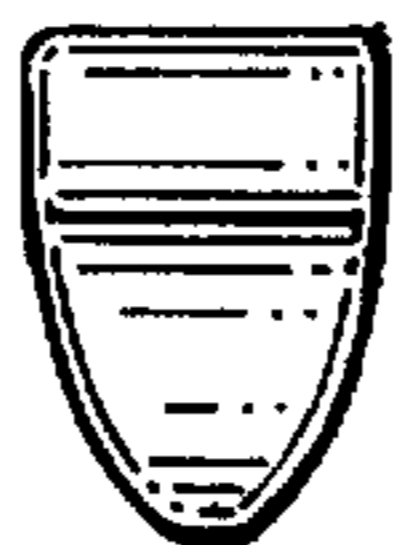


FIG. 2

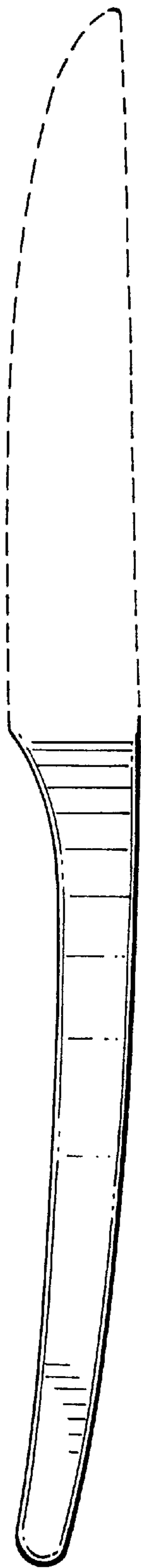


FIG. 3



FIG. 4



FIG. 5



FIG. 6

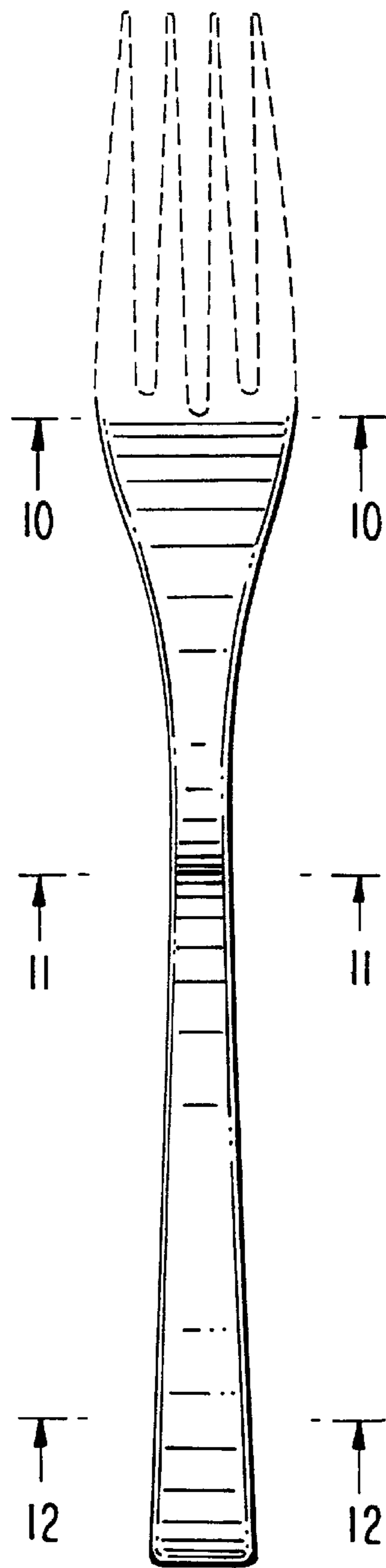


FIG. 7



FIG. 8

